

CONSIGNES - QCM LECTURE

- 1) Lisez les questions sur le document ci-après.
- 2) Cherchez la feuille à votre nom un peu plus loin et imprimez-la.
- 3) Coloriez nettement en noir les cercles (a, b ou c) correspondant aux bonnes réponses.
- 4) Renvoyez votre feuille (une photo nette svp) ainsi cochée par mail :
germain.ico.fr@gmail.com
- 5) Le corrigé vous sera communiqué plus tard avec le résultat de votre test...

CONTROLE DE LECTURE

***Vipère au poing* de Hervé BAZIN**

1) En quelle année l'histoire commence-t-elle ?

- a) en 1905 b) en 1922 c) en 1956

2) Quel est le nom du manoir familial ?

- a) La Belle Angerie b) La Carte du Val c) la Bel Coterie

3) De quel autre nom est-il la déformation ?

- a) La Boulangerie b) La Cathédrale c) la Biscotterie

4) Quel est l'autre surnom de Marcel Rezeau :

- a) Cropette b) Chiffe c) Brasse Bouillon

5) Expliquez la dernière phrase du chapitre III : « et ce récit devint un drame. »

- a) Le père manque de se noyer après une dispute avec la mère, ce qui est un drame en soi.
b) La mort de la grand-mère entraîne le retour de la mère, c'est ce retour qui est un drame.
c) Les frères de Jean rapportent à la mère les bêtises de Jean ce qui provoque un drame.

6) Où ont lieu les retrouvailles entre les enfants, Jean et Ferdinand, et leurs parents ?

- a) sur le quai de la gare b) sur le port c) dans une basilique

7) Où les parents vivaient-ils avant leur retour en France ?

- a) aux USA b) en Australie c) en Chine (où est né Marcel)

8) Comment se passent les retrouvailles entre les enfants et leur mère ?

a) Alors qu'ils se ruent pour l'embrasser, elle feint de les ignorer et leur tourne brusquement le dos.

b) Ayant d'abord pris son rictus de satisfaction pour un sourire leur étant destiné, ils se précipitent vers elle mais elle les gifle.

c) Voulant lui témoigner pêle-mêle leur joie de la revoir, ils parlent en tout sens mais elle leur impose le silence en les insultant.

9) « On m'a dit cent fois qu'elle avait été belle » dit le narrateur à propos de sa mère. Le portrait qu'il fait de Folcoche confirme-t-il ce jugement ?

a) Il nous montre une femme laide : grandes oreilles, cheveux secs, bouche serrée, bas du visage agressif

b) Il nous montre une femme sévère mais très belle : regard profond, bouche sensuelle, visage envoûtant.

c) Il nous montre une femme à la beauté classique : cheveux remontés en chignon, lunettes épaisses, maquillage inexistant.

10) D'après le narrateur, Mme Rezeau a une passion ... laquelle ?

- a) les cuillères en argent
- b) les services en porcelaine
- c) la collection de timbres

11) et deux ennemis... lesquels ?

- a) les souris et la poussière
- b) les taupes et le chocolat
- c) les mites et les épinards.

12) Quelle est la passion de M. Rezeau ?

- a) l'entomologie
- b) la sociologie
- c) l'immunologie

13) De quoi s'agit-il précisément ?

- a) l'étude des comportements humains
- b) l'étude des insectes
- c) l'étude des infections microbiennes

14) Qui est « Fine » ?

- a) la sœur de Folcoche
- b) la bonne-à-tout-faire
- c) la mère de Folcoche

15) Quelle est sa particularité physique ?

- a) elle est aveugle
- b) elle est bossue
- c) elle est sourde et muette

16) Quelle remarque pouvez-vous faire sur l'emploi du temps que doivent respecter quotidiennement les enfants ?

- a) C'est une éducation plutôt relâchée, les enfants étant souvent livrés à eux-mêmes.
- b) C'est une éducation de type militaire
- c) C'est une éducation inégale, Jean étant tenu de s'occuper des tâches ménagères quand ses frères sont traités « royalement ».

17) Quel autre nom le narrateur donne-t-il à la « confession familiale quotidienne » ?

- a) le « déshabillage de conscience » ou le « déballage »
- b) le « récurrage matinal »
- c) le « lessivage quotidien »

18) Comment est formé le surnom donné à la mère : « Folcoche » ?

- a) de la contraction de *La Folle* et de *Sacoche*
- b) de la contraction de *Folk* et *Hoche*
- c) de la contraction de *La Folle* et *La Cochonne*.

19) Dans quelles circonstances ce surnom a-t-il été inventé et par qui ?

a) Après que sa mère l'a privé de lecture pendant 8 jours (après la 1^{ère} confession de Marcel), Frédie répète les 2 mots, le soir en se déshabillant ; à force de les répéter, il les contracte et forme Folcoche.

b) Après que sa mère l'a forcé à remplir à ras-bord une sacoche de grains de blé pour le punir de n'avoir pas bien nettoyé l'écurie.

c) Après que sa mère l'a forcé à danser une danse apprise lors de son séjour aux USA pour l'obliger à se tenir correctement en société.

20) Dans le chapitre VIII, au retour de la chasse, le père dit à sa femme : « Non, mais, Paule ! Est-ce que tu vas nous foutre la paix ? »

- a) La phrase est étonnante car le père déteste les propos grossiers dont il combat l'emploi avec la plus grande énergie.
- b) La phrase est étonnante car jamais le père ne s'est opposé à la mère : il est mou.
- c) La phrase est étonnante car jamais le père n'appelle son épouse par son prénom, et encore moins ne la tutoie.

21) Que signifient les initiales « V. F. » portées sur les platanes du parc ?

- a) Elles signifient Vilaine Femme
- b) Elles signifient Vivement sa Fin
- c) Elles signifient Vengeance à Folcoche.

22) Qu'est-ce que la « pistolétade » ?

- a) C'est le fait de cracher en cachette le plus possible dans le bol de lait de Folcoche chaque matin avant qu'elle ne le boive.
- b) C'est le fait de couper une mèche de cheveux de Folcoche pendant son sommeil.
- c) C'est le fait de fixer le plus longtemps possible Folcoche pendant les repas, jusqu'à ce que l'un ou l'autre détourne les yeux.

23) Pendant l'hospitalisation de Folcoche, pourquoi le narrateur parle-t-il de « reconquête » ?

- a) car la maisonnée entière regagne un peu de liberté
- b) car Folcoche laisse tellement de travail à ses enfants que rien ne semble changer, bien au contraire
- c) car l'hôpital finit par se plaindre du comportement tyrannique de la mère pendant cette hospitalisation.

24) Après le retour de Folcoche, le père entreprend un voyage avec ses aînés au cours duquel le narrateur ressent un manque : lequel ?

- a) Folcoche lui manque
- b) la collection de Folcoche lui manque
- c) la mère de Folcoche lui manque

25) Comment expliquez-vous ce manque ?

- a) il a pris l'habitude de nettoyer sa collection chaque matin
- b) Folcoche lui est nécessaire pour avoir l'impression d'exister.
- c) la mère de Folcoche lui donne l'impression que sa mère n'est pas tout à fait inhumaine.

26) A l'occasion du 1 er mai, les punitions sont levées ; pourquoi ?

- a) C'est l'anniversaire de mariage de ses parents.
- b) C'est la Saint Jacques, fête du père.
- c) C'est le jour que choisit Folcoche pour se rendre chez sa mère, seule.

27) Par quels moyens successifs, les enfants tentent-ils d'assassiner leur mère ?

- a) Ils tentent d'abord de la faire tomber dans l'escalier puis de faire choir un pot de fleur sur sa tête
- b) Ils tentent d'abord de la renverser avec la cariole du père Jacques puis de renverser sur elle un mur de bottes de paille
- c) Ils tentent d'abord de l'empoisonner à la Belladone puis de la noyer.

28) Que décide Jean pour échapper au fouet après s'être barricadé dans sa chambre ?

- a) Il s'enferme dans la cave
- b) Il fugue à Paris et trouve refuge chez ses grands-parents maternels, Pluvignec
- c) Il demande asile au curé du village

29) Que demande-t-il alors ?

- a) il demande au curé de le laisser vivre dans le cloché
- b) il demande l'arbitrage de son grand-père contre l'injustice qu'il subit.
- c) il menace de briser toutes les bouteilles de vin de la cave si la punition n'est pas levée.

30) Quand l'anglais n'est-il plus employé pendant les repas ?

- a) quand la mère surprend ses fils en train de s'insulter copieusement dans cette langue
- b) quand la mère s'aperçoit que ses fils savent manier cette langue mieux qu'elle.
- c) quand la mère comprend que ses fils profitent de sa totale ignorance de l'anglais pour se moquer d'elle.

31) Quel sentiment domine le narrateur lorsqu'il pense à sa famille ?

- a) la haine
- b) l'indifférence
- c) la peur

32) Expliquez la phrase du narrateur : « Je suis bien ton fils si je ne suis pas ton enfant. » (Chap. XXIII)

- a) On ne peut pas obliger ses enfants à travailler contre leur volonté
- b) On ne peut renier les gênes même s'il n'y a pas d'amour
- c) On peut obtenir ce que l'on veut si l'on sait attendre

33) Comment comprenez-vous l'épisode du portefeuille ?

- a) Folcoche tente de cacher dans la chambre de Jean son portefeuille contenant de l'argent, espérant pouvoir l'accuser de vol et ainsi avoir une bonne raison de l'envoyer en maison de correction.
- b) Folcoche vole le portefeuille de Jean pour l'obliger à demander à sa mère l'argent nécessaire au paiement de son billet de train pour Paris.
- c) Folcoche ayant découvert le portefeuille du curé du village laisse entendre qu'elle l'a retrouvé dans la chambre de son fils pour que celui-ci cesse de le protéger.

34) Comment se conclut cette affaire ?

- a) Jean est accusé de vol et envoyé en maison de correction
- b) Jean avoue contre toute attente ce crime imaginaire
- c) Jean démasque le plan de sa mère et lui rend le portefeuille

35) Pourquoi peut-on dire que Jean sort victorieux de cette affaire ?

- a) Envoyé en maison de correction, il ne verra plus sa mère
- b) En avouant ce qu'il n'a pas fait, il prend à contre-pied sa mère, qui enrage de son échec.
- c) Il obtient pour lui et ses frères de partir en pension.


36) Quel est le point commun entre le premier et le dernier chapitre ?

- a) L'évocation d'un poing dressé vers le ciel
- b) Le point commun est la vipère (réelle au 1^{er} chapitre, symbolique au 2^{ème}).
- c) Le souvenir d'un rêve où Folcoche à une tête de vipère.

Name	BEERNAERT Camille
Course	4e BLEUE - QCM Lecture - Vipère au poing
Period	
Date	vendredi 15 mai 2020

Marking instructions

- Use a 2B or HB pencil to DARKLY FILL the appropriate circles.
- Do not use blue, black, red pen or a felt tipped pen.
- If you want to change an answer, erase the original and then mark the new circle.
- DO NOT USE TICKS, CROSSES OR DOTS



Student Number

1								
---	--	--	--	--	--	--	--	--

0. 0 0 0 0 0 0 0 0 0
1. 1 1 1 1 1 1 1 1 1
2. 2 2 2 2 2 2 2 2 2
3. 3 3 3 3 3 3 3 3 3
4. 4 4 4 4 4 4 4 4 4
5. 5 5 5 5 5 5 5 5 5
6. 6 6 6 6 6 6 6 6 6
7. 7 7 7 7 7 7 7 7 7
8. 8 8 8 8 8 8 8 8 8
9. 9 9 9 9 9 9 9 9 9


1. A B C
2. A B C
3. A B C
4. A B C
5. A B C
6. A B C
7. A B C
8. A B C
9. A B C
10. A B C
11. A B C
12. A B C
13. A B C
14. A B C
15. A B C
16. A B C
17. A B C
18. A B C
19. A B C
20. A B C
21. A B C
22. A B C
23. A B C
24. A B C
25. A B C

26. A B C
27. A B C
28. A B C
29. A B C
30. A B C
31. A B C
32. A B C
33. A B C
34. A B C
35. A B C
36. A B C

Name	BIAUSSAT Lucas
Course	4e BLEUE - QCM Lecture - Vipère au poing
Period	
Date	vendredi 15 mai 2020

Marking instructions

- Use a 2B or HB pencil to DARKLY FILL the appropriate circles.
- Do not use blue, black, red pen or a felt tipped pen.
- If you want to change an answer, erase the original and then mark the new circle.
- DO NOT USE TICKS, CROSSES OR DOTS



Student Number

2								
---	--	--	--	--	--	--	--	--

0. 0 0 0 0 0 0 0 0
1. 1 1 1 1 1 1 1 1
2. 2 2 2 2 2 2 2 2
3. 3 3 3 3 3 3 3 3
4. 4 4 4 4 4 4 4 4
5. 5 5 5 5 5 5 5 5
6. 6 6 6 6 6 6 6 6
7. 7 7 7 7 7 7 7 7
8. 8 8 8 8 8 8 8 8
9. 9 9 9 9 9 9 9 9


1. A B C
2. A B C
3. A B C
4. A B C
5. A B C
6. A B C
7. A B C
8. A B C
9. A B C
10. A B C
11. A B C
12. A B C
13. A B C
14. A B C
15. A B C
16. A B C
17. A B C
18. A B C
19. A B C
20. A B C
21. A B C
22. A B C
23. A B C
24. A B C
25. A B C

26. A B C
27. A B C
28. A B C
29. A B C
30. A B C
31. A B C
32. A B C
33. A B C
34. A B C
35. A B C
36. A B C

Name	BLANCHARD Candice
Course	4e BLEUE - QCM Lecture - Vipère au poing
Period	
Date	vendredi 15 mai 2020

Marking instructions

- Use a 2B or HB pencil to DARKLY FILL the appropriate circles.
- Do not use blue, black, red pen or a felt tipped pen.
- If you want to change an answer, erase the original and then mark the new circle.
- DO NOT USE TICKS, CROSSES OR DOTS



Student Number

3								
---	--	--	--	--	--	--	--	--

0. 0 0 0 0 0 0 0 0
1. 1 1 1 1 1 1 1 1
2. 2 2 2 2 2 2 2 2
3. 3 3 3 3 3 3 3 3
4. 4 4 4 4 4 4 4 4
5. 5 5 5 5 5 5 5 5
6. 6 6 6 6 6 6 6 6
7. 7 7 7 7 7 7 7 7
8. 8 8 8 8 8 8 8 8
9. 9 9 9 9 9 9 9 9


1. A B C
2. A B C
3. A B C
4. A B C
5. A B C
6. A B C
7. A B C
8. A B C
9. A B C
10. A B C
11. A B C
12. A B C
13. A B C
14. A B C
15. A B C
16. A B C
17. A B C
18. A B C
19. A B C
20. A B C
21. A B C
22. A B C
23. A B C
24. A B C
25. A B C

26. A B C
27. A B C
28. A B C
29. A B C
30. A B C
31. A B C
32. A B C
33. A B C
34. A B C
35. A B C
36. A B C

Name	BURÉ Maëlys
Course	4e BLEUE - QCM Lecture - Vipère au poing
Period	
Date	vendredi 15 mai 2020

Marking instructions

- Use a 2B or HB pencil to DARKLY FILL the appropriate circles.
- Do not use blue, black, red pen or a felt tipped pen.
- If you want to change an answer, erase the original and then mark the new circle.
- DO NOT USE TICKS, CROSSES OR DOTS



Student Number

4							
---	--	--	--	--	--	--	--

0. 0 0 0 0 0 0 0 0
1. 1 1 1 1 1 1 1 1
2. 2 2 2 2 2 2 2 2
3. 3 3 3 3 3 3 3 3
4. 4 4 4 4 4 4 4 4
5. 5 5 5 5 5 5 5 5
6. 6 6 6 6 6 6 6 6
7. 7 7 7 7 7 7 7 7
8. 8 8 8 8 8 8 8 8
9. 9 9 9 9 9 9 9 9


1. A B C
2. A B C
3. A B C
4. A B C
5. A B C
6. A B C
7. A B C
8. A B C
9. A B C
10. A B C
11. A B C
12. A B C
13. A B C
14. A B C
15. A B C
16. A B C
17. A B C
18. A B C
19. A B C
20. A B C
21. A B C
22. A B C
23. A B C
24. A B C
25. A B C

26. A B C
27. A B C
28. A B C
29. A B C
30. A B C
31. A B C
32. A B C
33. A B C
34. A B C
35. A B C
36. A B C

Name	CHEBANCE Chloé
Course	4e BLEUE - QCM Lecture - Vipère au poing
Period	
Date	vendredi 15 mai 2020

Marking instructions

- Use a 2B or HB pencil to DARKLY FILL the appropriate circles.
- Do not use blue, black, red pen or a felt tipped pen.
- If you want to change an answer, erase the original and then mark the new circle.
- DO NOT USE TICKS, CROSSES OR DOTS



Student Number

5								
---	--	--	--	--	--	--	--	--

0. (0) (0) (0) (0) (0) (0) (0) (0) (0)
1. (1) (1) (1) (1) (1) (1) (1) (1) (1)
2. (2) (2) (2) (2) (2) (2) (2) (2) (2)
3. (3) (3) (3) (3) (3) (3) (3) (3) (3)
4. (4) (4) (4) (4) (4) (4) (4) (4) (4)
5. (5) (5) (5) (5) (5) (5) (5) (5) (5)
6. (6) (6) (6) (6) (6) (6) (6) (6) (6)
7. (7) (7) (7) (7) (7) (7) (7) (7) (7)
8. (8) (8) (8) (8) (8) (8) (8) (8) (8)
9. (9) (9) (9) (9) (9) (9) (9) (9) (9)


1. (A) (B) (C)
2. (A) (B) (C)
3. (A) (B) (C)
4. (A) (B) (C)
5. (A) (B) (C)
6. (A) (B) (C)
7. (A) (B) (C)
8. (A) (B) (C)
9. (A) (B) (C)
10. (A) (B) (C)
11. (A) (B) (C)
12. (A) (B) (C)
13. (A) (B) (C)
14. (A) (B) (C)
15. (A) (B) (C)
16. (A) (B) (C)
17. (A) (B) (C)
18. (A) (B) (C)
19. (A) (B) (C)
20. (A) (B) (C)
21. (A) (B) (C)
22. (A) (B) (C)
23. (A) (B) (C)
24. (A) (B) (C)
25. (A) (B) (C)

26. (A) (B) (C)
27. (A) (B) (C)
28. (A) (B) (C)
29. (A) (B) (C)
30. (A) (B) (C)
31. (A) (B) (C)
32. (A) (B) (C)
33. (A) (B) (C)
34. (A) (B) (C)
35. (A) (B) (C)
36. (A) (B) (C)

Name	CHIROUTER Pierre-Yves
Course	4e BLEUE - QCM Lecture - Vipère au poing
Period	
Date	vendredi 15 mai 2020

Marking instructions

- Use a 2B or HB pencil to DARKLY FILL the appropriate circles.
- Do not use blue, black, red pen or a felt tipped pen.
- If you want to change an answer, erase the original and then mark the new circle.
- DO NOT USE TICKS, CROSSES OR DOTS



Student Number

6								
---	--	--	--	--	--	--	--	--

0. (0) (0) (0) (0) (0) (0) (0) (0) (0)
1. (1) (1) (1) (1) (1) (1) (1) (1) (1)
2. (2) (2) (2) (2) (2) (2) (2) (2) (2)
3. (3) (3) (3) (3) (3) (3) (3) (3) (3)
4. (4) (4) (4) (4) (4) (4) (4) (4) (4)
5. (5) (5) (5) (5) (5) (5) (5) (5) (5)
6. (6) (6) (6) (6) (6) (6) (6) (6) (6)
7. (7) (7) (7) (7) (7) (7) (7) (7) (7)
8. (8) (8) (8) (8) (8) (8) (8) (8) (8)
9. (9) (9) (9) (9) (9) (9) (9) (9) (9)


1. (A) (B) (C)
2. (A) (B) (C)
3. (A) (B) (C)
4. (A) (B) (C)
5. (A) (B) (C)
6. (A) (B) (C)
7. (A) (B) (C)
8. (A) (B) (C)
9. (A) (B) (C)
10. (A) (B) (C)
11. (A) (B) (C)
12. (A) (B) (C)
13. (A) (B) (C)
14. (A) (B) (C)
15. (A) (B) (C)
16. (A) (B) (C)
17. (A) (B) (C)
18. (A) (B) (C)
19. (A) (B) (C)
20. (A) (B) (C)
21. (A) (B) (C)
22. (A) (B) (C)
23. (A) (B) (C)
24. (A) (B) (C)
25. (A) (B) (C)

26. (A) (B) (C)
27. (A) (B) (C)
28. (A) (B) (C)
29. (A) (B) (C)
30. (A) (B) (C)
31. (A) (B) (C)
32. (A) (B) (C)
33. (A) (B) (C)
34. (A) (B) (C)
35. (A) (B) (C)
36. (A) (B) (C)

Name	DAL PRA Tifaine
Course	4e BLEUE - QCM Lecture - Vipère au poing
Period	
Date	vendredi 15 mai 2020

Marking instructions

- Use a 2B or HB pencil to DARKLY FILL the appropriate circles.
- Do not use blue, black, red pen or a felt tipped pen.
- If you want to change an answer, erase the original and then mark the new circle.
- DO NOT USE TICKS, CROSSES OR DOTS



Student Number

7								
---	--	--	--	--	--	--	--	--

0. 0 0 0 0 0 0 0 0
1. 1 1 1 1 1 1 1 1
2. 2 2 2 2 2 2 2 2
3. 3 3 3 3 3 3 3 3
4. 4 4 4 4 4 4 4 4
5. 5 5 5 5 5 5 5 5
6. 6 6 6 6 6 6 6 6
7. 7 7 7 7 7 7 7 7
8. 8 8 8 8 8 8 8 8
9. 9 9 9 9 9 9 9 9


1. A B C
2. A B C
3. A B C
4. A B C
5. A B C
6. A B C
7. A B C
8. A B C
9. A B C
10. A B C
11. A B C
12. A B C
13. A B C
14. A B C
15. A B C
16. A B C
17. A B C
18. A B C
19. A B C
20. A B C
21. A B C
22. A B C
23. A B C
24. A B C
25. A B C

26. A B C
27. A B C
28. A B C
29. A B C
30. A B C
31. A B C
32. A B C
33. A B C
34. A B C
35. A B C
36. A B C

Name	DESPREZ Célia
Course	4e BLEUE - QCM Lecture - Vipère au poing
Period	
Date	vendredi 15 mai 2020

Marking instructions

- Use a 2B or HB pencil to DARKLY FILL the appropriate circles.
- Do not use blue, black, red pen or a felt tipped pen.
- If you want to change an answer, erase the original and then mark the new circle.
- DO NOT USE TICKS, CROSSES OR DOTS



Student Number

8							
---	--	--	--	--	--	--	--

0. (0) (0) (0) (0) (0) (0) (0) (0)
1. (1) (1) (1) (1) (1) (1) (1) (1)
2. (2) (2) (2) (2) (2) (2) (2) (2)
3. (3) (3) (3) (3) (3) (3) (3) (3)
4. (4) (4) (4) (4) (4) (4) (4) (4)
5. (5) (5) (5) (5) (5) (5) (5) (5)
6. (6) (6) (6) (6) (6) (6) (6) (6)
7. (7) (7) (7) (7) (7) (7) (7) (7)
8. (8) (8) (8) (8) (8) (8) (8) (8)
9. (9) (9) (9) (9) (9) (9) (9) (9)


1. (A) (B) (C)
2. (A) (B) (C)
3. (A) (B) (C)
4. (A) (B) (C)
5. (A) (B) (C)
6. (A) (B) (C)
7. (A) (B) (C)
8. (A) (B) (C)
9. (A) (B) (C)
10. (A) (B) (C)
11. (A) (B) (C)
12. (A) (B) (C)
13. (A) (B) (C)
14. (A) (B) (C)
15. (A) (B) (C)
16. (A) (B) (C)
17. (A) (B) (C)
18. (A) (B) (C)
19. (A) (B) (C)
20. (A) (B) (C)
21. (A) (B) (C)
22. (A) (B) (C)
23. (A) (B) (C)
24. (A) (B) (C)
25. (A) (B) (C)

26. (A) (B) (C)
27. (A) (B) (C)
28. (A) (B) (C)
29. (A) (B) (C)
30. (A) (B) (C)
31. (A) (B) (C)
32. (A) (B) (C)
33. (A) (B) (C)
34. (A) (B) (C)
35. (A) (B) (C)
36. (A) (B) (C)

Name	DOS SANTOS Théo
Course	4e BLEUE - QCM Lecture - Vipère au poing
Period	
Date	vendredi 15 mai 2020

Marking instructions

- Use a 2B or HB pencil to DARKLY FILL the appropriate circles.
- Do not use blue, black, red pen or a felt tipped pen.
- If you want to change an answer, erase the original and then mark the new circle.
- DO NOT USE TICKS, CROSSES OR DOTS



Student Number

9								
---	--	--	--	--	--	--	--	--

0. 0 0 0 0 0 0 0 0
1. 1 1 1 1 1 1 1 1
2. 2 2 2 2 2 2 2 2
3. 3 3 3 3 3 3 3 3
4. 4 4 4 4 4 4 4 4
5. 5 5 5 5 5 5 5 5
6. 6 6 6 6 6 6 6 6
7. 7 7 7 7 7 7 7 7
8. 8 8 8 8 8 8 8 8
9. 9 9 9 9 9 9 9 9


1. A B C
2. A B C
3. A B C
4. A B C
5. A B C
6. A B C
7. A B C
8. A B C
9. A B C
10. A B C
11. A B C
12. A B C
13. A B C
14. A B C
15. A B C
16. A B C
17. A B C
18. A B C
19. A B C
20. A B C
21. A B C
22. A B C
23. A B C
24. A B C
25. A B C

26. A B C
27. A B C
28. A B C
29. A B C
30. A B C
31. A B C
32. A B C
33. A B C
34. A B C
35. A B C
36. A B C

Name	DUVALLET Chloé
Course	4e BLEUE - QCM Lecture - Vipère au poing
Period	
Date	vendredi 15 mai 2020

Marking instructions

- Use a 2B or HB pencil to DARKLY FILL the appropriate circles.
- Do not use blue, black, red pen or a felt tipped pen.
- If you want to change an answer, erase the original and then mark the new circle.
- DO NOT USE TICKS, CROSSES OR DOTS



Student Number

1	0							
---	---	--	--	--	--	--	--	--

0.	<input type="radio"/>	<input checked="" type="radio"/>	<input type="radio"/>	<input type="radio"/>	<input type="radio"/>	<input type="radio"/>	<input type="radio"/>	<input type="radio"/>
1.	<input checked="" type="radio"/>	<input type="radio"/>	<input type="radio"/>	<input type="radio"/>	<input type="radio"/>	<input type="radio"/>	<input type="radio"/>	<input type="radio"/>
2.	<input type="radio"/>	<input type="radio"/>	<input type="radio"/>	<input type="radio"/>	<input type="radio"/>	<input type="radio"/>	<input type="radio"/>	<input type="radio"/>
3.	<input type="radio"/>	<input type="radio"/>	<input type="radio"/>	<input type="radio"/>	<input type="radio"/>	<input type="radio"/>	<input type="radio"/>	<input type="radio"/>
4.	<input type="radio"/>	<input type="radio"/>	<input type="radio"/>	<input type="radio"/>	<input type="radio"/>	<input type="radio"/>	<input type="radio"/>	<input type="radio"/>
5.	<input type="radio"/>	<input type="radio"/>	<input type="radio"/>	<input type="radio"/>	<input type="radio"/>	<input type="radio"/>	<input type="radio"/>	<input type="radio"/>
6.	<input type="radio"/>	<input type="radio"/>	<input type="radio"/>	<input type="radio"/>	<input type="radio"/>	<input type="radio"/>	<input type="radio"/>	<input type="radio"/>
7.	<input type="radio"/>	<input type="radio"/>	<input type="radio"/>	<input type="radio"/>	<input type="radio"/>	<input type="radio"/>	<input type="radio"/>	<input type="radio"/>
8.	<input type="radio"/>	<input type="radio"/>	<input type="radio"/>	<input type="radio"/>	<input type="radio"/>	<input type="radio"/>	<input type="radio"/>	<input type="radio"/>
9.	<input type="radio"/>	<input type="radio"/>	<input type="radio"/>	<input type="radio"/>	<input type="radio"/>	<input type="radio"/>	<input type="radio"/>	<input type="radio"/>


	A	B	C
1.	<input type="radio"/>	<input type="radio"/>	<input type="radio"/>
2.	<input type="radio"/>	<input type="radio"/>	<input type="radio"/>
3.	<input type="radio"/>	<input type="radio"/>	<input type="radio"/>
4.	<input type="radio"/>	<input type="radio"/>	<input type="radio"/>
5.	<input type="radio"/>	<input type="radio"/>	<input type="radio"/>
6.	<input type="radio"/>	<input type="radio"/>	<input type="radio"/>
7.	<input type="radio"/>	<input type="radio"/>	<input type="radio"/>
8.	<input type="radio"/>	<input type="radio"/>	<input type="radio"/>
9.	<input type="radio"/>	<input type="radio"/>	<input type="radio"/>
10.	<input type="radio"/>	<input type="radio"/>	<input type="radio"/>
11.	<input type="radio"/>	<input type="radio"/>	<input type="radio"/>
12.	<input type="radio"/>	<input type="radio"/>	<input type="radio"/>
13.	<input type="radio"/>	<input type="radio"/>	<input type="radio"/>
14.	<input type="radio"/>	<input type="radio"/>	<input type="radio"/>
15.	<input type="radio"/>	<input type="radio"/>	<input type="radio"/>
16.	<input type="radio"/>	<input type="radio"/>	<input type="radio"/>
17.	<input type="radio"/>	<input type="radio"/>	<input type="radio"/>
18.	<input type="radio"/>	<input type="radio"/>	<input type="radio"/>
19.	<input type="radio"/>	<input type="radio"/>	<input type="radio"/>
20.	<input type="radio"/>	<input type="radio"/>	<input type="radio"/>
21.	<input type="radio"/>	<input type="radio"/>	<input type="radio"/>
22.	<input type="radio"/>	<input type="radio"/>	<input type="radio"/>
23.	<input type="radio"/>	<input type="radio"/>	<input type="radio"/>
24.	<input type="radio"/>	<input type="radio"/>	<input type="radio"/>
25.	<input type="radio"/>	<input type="radio"/>	<input type="radio"/>

	A	B	C
26.	<input type="radio"/>	<input type="radio"/>	<input type="radio"/>
27.	<input type="radio"/>	<input type="radio"/>	<input type="radio"/>
28.	<input type="radio"/>	<input type="radio"/>	<input type="radio"/>
29.	<input type="radio"/>	<input type="radio"/>	<input type="radio"/>
30.	<input type="radio"/>	<input type="radio"/>	<input type="radio"/>
31.	<input type="radio"/>	<input type="radio"/>	<input type="radio"/>
32.	<input type="radio"/>	<input type="radio"/>	<input type="radio"/>
33.	<input type="radio"/>	<input type="radio"/>	<input type="radio"/>
34.	<input type="radio"/>	<input type="radio"/>	<input type="radio"/>
35.	<input type="radio"/>	<input type="radio"/>	<input type="radio"/>
36.	<input type="radio"/>	<input type="radio"/>	<input type="radio"/>

Name	EBREUIL Niels
Course	4e BLEUE - QCM Lecture - Vipère au poing
Period	
Date	vendredi 15 mai 2020

Marking instructions

- Use a 2B or HB pencil to DARKLY FILL the appropriate circles.
- Do not use blue, black, red pen or a felt tipped pen.
- If you want to change an answer, erase the original and then mark the new circle.
- DO NOT USE TICKS, CROSSES OR DOTS



Student Number

1	1							
---	---	--	--	--	--	--	--	--

0.	<input type="radio"/>	<input type="radio"/>	<input type="radio"/>	<input type="radio"/>	<input type="radio"/>	<input type="radio"/>	<input type="radio"/>	<input type="radio"/>	<input type="radio"/>
1.	<input checked="" type="radio"/>	<input checked="" type="radio"/>	<input type="radio"/>	<input type="radio"/>	<input type="radio"/>	<input type="radio"/>	<input type="radio"/>	<input type="radio"/>	<input type="radio"/>
2.	<input type="radio"/>	<input type="radio"/>	<input type="radio"/>	<input type="radio"/>	<input type="radio"/>	<input type="radio"/>	<input type="radio"/>	<input type="radio"/>	<input type="radio"/>
3.	<input type="radio"/>	<input type="radio"/>	<input type="radio"/>	<input type="radio"/>	<input type="radio"/>	<input type="radio"/>	<input type="radio"/>	<input type="radio"/>	<input type="radio"/>
4.	<input type="radio"/>	<input type="radio"/>	<input type="radio"/>	<input type="radio"/>	<input type="radio"/>	<input type="radio"/>	<input type="radio"/>	<input type="radio"/>	<input type="radio"/>
5.	<input type="radio"/>	<input type="radio"/>	<input type="radio"/>	<input type="radio"/>	<input type="radio"/>	<input type="radio"/>	<input type="radio"/>	<input type="radio"/>	<input type="radio"/>
6.	<input type="radio"/>	<input type="radio"/>	<input type="radio"/>	<input type="radio"/>	<input type="radio"/>	<input type="radio"/>	<input type="radio"/>	<input type="radio"/>	<input type="radio"/>
7.	<input type="radio"/>	<input type="radio"/>	<input type="radio"/>	<input type="radio"/>	<input type="radio"/>	<input type="radio"/>	<input type="radio"/>	<input type="radio"/>	<input type="radio"/>
8.	<input type="radio"/>	<input type="radio"/>	<input type="radio"/>	<input type="radio"/>	<input type="radio"/>	<input type="radio"/>	<input type="radio"/>	<input type="radio"/>	<input type="radio"/>
9.	<input type="radio"/>	<input type="radio"/>	<input type="radio"/>	<input type="radio"/>	<input type="radio"/>	<input type="radio"/>	<input type="radio"/>	<input type="radio"/>	<input type="radio"/>


	A	B	C
1.	<input type="radio"/>	<input type="radio"/>	<input type="radio"/>
2.	<input type="radio"/>	<input type="radio"/>	<input type="radio"/>
3.	<input type="radio"/>	<input type="radio"/>	<input type="radio"/>
4.	<input type="radio"/>	<input type="radio"/>	<input type="radio"/>
5.	<input type="radio"/>	<input type="radio"/>	<input type="radio"/>
6.	<input type="radio"/>	<input type="radio"/>	<input type="radio"/>
7.	<input type="radio"/>	<input type="radio"/>	<input type="radio"/>
8.	<input type="radio"/>	<input type="radio"/>	<input type="radio"/>
9.	<input type="radio"/>	<input type="radio"/>	<input type="radio"/>
10.	<input type="radio"/>	<input type="radio"/>	<input type="radio"/>
11.	<input type="radio"/>	<input type="radio"/>	<input type="radio"/>
12.	<input type="radio"/>	<input type="radio"/>	<input type="radio"/>
13.	<input type="radio"/>	<input type="radio"/>	<input type="radio"/>
14.	<input type="radio"/>	<input type="radio"/>	<input type="radio"/>
15.	<input type="radio"/>	<input type="radio"/>	<input type="radio"/>
16.	<input type="radio"/>	<input type="radio"/>	<input type="radio"/>
17.	<input type="radio"/>	<input type="radio"/>	<input type="radio"/>
18.	<input type="radio"/>	<input type="radio"/>	<input type="radio"/>
19.	<input type="radio"/>	<input type="radio"/>	<input type="radio"/>
20.	<input type="radio"/>	<input type="radio"/>	<input type="radio"/>
21.	<input type="radio"/>	<input type="radio"/>	<input type="radio"/>
22.	<input type="radio"/>	<input type="radio"/>	<input type="radio"/>
23.	<input type="radio"/>	<input type="radio"/>	<input type="radio"/>
24.	<input type="radio"/>	<input type="radio"/>	<input type="radio"/>
25.	<input type="radio"/>	<input type="radio"/>	<input type="radio"/>

	A	B	C
26.	<input type="radio"/>	<input type="radio"/>	<input type="radio"/>
27.	<input type="radio"/>	<input type="radio"/>	<input type="radio"/>
28.	<input type="radio"/>	<input type="radio"/>	<input type="radio"/>
29.	<input type="radio"/>	<input type="radio"/>	<input type="radio"/>
30.	<input type="radio"/>	<input type="radio"/>	<input type="radio"/>
31.	<input type="radio"/>	<input type="radio"/>	<input type="radio"/>
32.	<input type="radio"/>	<input type="radio"/>	<input type="radio"/>
33.	<input type="radio"/>	<input type="radio"/>	<input type="radio"/>
34.	<input type="radio"/>	<input type="radio"/>	<input type="radio"/>
35.	<input type="radio"/>	<input type="radio"/>	<input type="radio"/>
36.	<input type="radio"/>	<input type="radio"/>	<input type="radio"/>

Name	FOISSY Fabien
Course	4e BLEUE - QCM Lecture - Vipère au poing
Period	
Date	vendredi 15 mai 2020

Marking instructions

- Use a 2B or HB pencil to DARKLY FILL the appropriate circles.
- Do not use blue, black, red pen or a felt tipped pen.
- If you want to change an answer, erase the original and then mark the new circle.
- DO NOT USE TICKS, CROSSES OR DOTS



Student Number

1	2							
---	---	--	--	--	--	--	--	--

0.	<input type="radio"/>	<input type="radio"/>	<input type="radio"/>	<input type="radio"/>	<input type="radio"/>	<input type="radio"/>	<input type="radio"/>	<input type="radio"/>	<input type="radio"/>
1.	<input checked="" type="radio"/>	<input type="radio"/>	<input type="radio"/>	<input type="radio"/>	<input type="radio"/>	<input type="radio"/>	<input type="radio"/>	<input type="radio"/>	<input type="radio"/>
2.	<input type="radio"/>	<input checked="" type="radio"/>	<input type="radio"/>	<input type="radio"/>	<input type="radio"/>	<input type="radio"/>	<input type="radio"/>	<input type="radio"/>	<input type="radio"/>
3.	<input type="radio"/>	<input type="radio"/>	<input type="radio"/>	<input type="radio"/>	<input type="radio"/>	<input type="radio"/>	<input type="radio"/>	<input type="radio"/>	<input type="radio"/>
4.	<input type="radio"/>	<input type="radio"/>	<input type="radio"/>	<input type="radio"/>	<input type="radio"/>	<input type="radio"/>	<input type="radio"/>	<input type="radio"/>	<input type="radio"/>
5.	<input type="radio"/>	<input type="radio"/>	<input type="radio"/>	<input type="radio"/>	<input type="radio"/>	<input type="radio"/>	<input type="radio"/>	<input type="radio"/>	<input type="radio"/>
6.	<input type="radio"/>	<input type="radio"/>	<input type="radio"/>	<input type="radio"/>	<input type="radio"/>	<input type="radio"/>	<input type="radio"/>	<input type="radio"/>	<input type="radio"/>
7.	<input type="radio"/>	<input type="radio"/>	<input type="radio"/>	<input type="radio"/>	<input type="radio"/>	<input type="radio"/>	<input type="radio"/>	<input type="radio"/>	<input type="radio"/>
8.	<input type="radio"/>	<input type="radio"/>	<input type="radio"/>	<input type="radio"/>	<input type="radio"/>	<input type="radio"/>	<input type="radio"/>	<input type="radio"/>	<input type="radio"/>
9.	<input type="radio"/>	<input type="radio"/>	<input type="radio"/>	<input type="radio"/>	<input type="radio"/>	<input type="radio"/>	<input type="radio"/>	<input type="radio"/>	<input type="radio"/>


	A	B	C
1.	<input type="radio"/>	<input type="radio"/>	<input type="radio"/>
2.	<input type="radio"/>	<input type="radio"/>	<input type="radio"/>
3.	<input type="radio"/>	<input type="radio"/>	<input type="radio"/>
4.	<input type="radio"/>	<input type="radio"/>	<input type="radio"/>
5.	<input type="radio"/>	<input type="radio"/>	<input type="radio"/>
6.	<input type="radio"/>	<input type="radio"/>	<input type="radio"/>
7.	<input type="radio"/>	<input type="radio"/>	<input type="radio"/>
8.	<input type="radio"/>	<input type="radio"/>	<input type="radio"/>
9.	<input type="radio"/>	<input type="radio"/>	<input type="radio"/>
10.	<input type="radio"/>	<input type="radio"/>	<input type="radio"/>
11.	<input type="radio"/>	<input type="radio"/>	<input type="radio"/>
12.	<input type="radio"/>	<input type="radio"/>	<input type="radio"/>
13.	<input type="radio"/>	<input type="radio"/>	<input type="radio"/>
14.	<input type="radio"/>	<input type="radio"/>	<input type="radio"/>
15.	<input type="radio"/>	<input type="radio"/>	<input type="radio"/>
16.	<input type="radio"/>	<input type="radio"/>	<input type="radio"/>
17.	<input type="radio"/>	<input type="radio"/>	<input type="radio"/>
18.	<input type="radio"/>	<input type="radio"/>	<input type="radio"/>
19.	<input type="radio"/>	<input type="radio"/>	<input type="radio"/>
20.	<input type="radio"/>	<input type="radio"/>	<input type="radio"/>
21.	<input type="radio"/>	<input type="radio"/>	<input type="radio"/>
22.	<input type="radio"/>	<input type="radio"/>	<input type="radio"/>
23.	<input type="radio"/>	<input type="radio"/>	<input type="radio"/>
24.	<input type="radio"/>	<input type="radio"/>	<input type="radio"/>
25.	<input type="radio"/>	<input type="radio"/>	<input type="radio"/>

	A	B	C
26.	<input type="radio"/>	<input type="radio"/>	<input type="radio"/>
27.	<input type="radio"/>	<input type="radio"/>	<input type="radio"/>
28.	<input type="radio"/>	<input type="radio"/>	<input type="radio"/>
29.	<input type="radio"/>	<input type="radio"/>	<input type="radio"/>
30.	<input type="radio"/>	<input type="radio"/>	<input type="radio"/>
31.	<input type="radio"/>	<input type="radio"/>	<input type="radio"/>
32.	<input type="radio"/>	<input type="radio"/>	<input type="radio"/>
33.	<input type="radio"/>	<input type="radio"/>	<input type="radio"/>
34.	<input type="radio"/>	<input type="radio"/>	<input type="radio"/>
35.	<input type="radio"/>	<input type="radio"/>	<input type="radio"/>
36.	<input type="radio"/>	<input type="radio"/>	<input type="radio"/>

Name	GALLAND Lise
Course	4e BLEUE - QCM Lecture - Vipère au poing
Period	
Date	vendredi 15 mai 2020

Marking instructions

- Use a 2B or HB pencil to DARKLY FILL the appropriate circles.
- Do not use blue, black, red pen or a felt tipped pen.
- If you want to change an answer, erase the original and then mark the new circle.
- DO NOT USE TICKS, CROSSES OR DOTS



Student Number

1	3							
---	---	--	--	--	--	--	--	--

0.	0	0	0	0	0	0	0	0
1.	1	1	1	1	1	1	1	1
2.	2	2	2	2	2	2	2	2
3.	3	3	3	3	3	3	3	3
4.	4	4	4	4	4	4	4	4
5.	5	5	5	5	5	5	5	5
6.	6	6	6	6	6	6	6	6
7.	7	7	7	7	7	7	7	7
8.	8	8	8	8	8	8	8	8
9.	9	9	9	9	9	9	9	9


1.	A	B	C
2.	A	B	C
3.	A	B	C
4.	A	B	C
5.	A	B	C
6.	A	B	C
7.	A	B	C
8.	A	B	C
9.	A	B	C
10.	A	B	C
11.	A	B	C
12.	A	B	C
13.	A	B	C
14.	A	B	C
15.	A	B	C
16.	A	B	C
17.	A	B	C
18.	A	B	C
19.	A	B	C
20.	A	B	C
21.	A	B	C
22.	A	B	C
23.	A	B	C
24.	A	B	C
25.	A	B	C

26.	A	B	C
27.	A	B	C
28.	A	B	C
29.	A	B	C
30.	A	B	C
31.	A	B	C
32.	A	B	C
33.	A	B	C
34.	A	B	C
35.	A	B	C
36.	A	B	C

Name	GERARDIN Tom
Course	4e BLEUE - QCM Lecture - Vipère au poing
Period	
Date	vendredi 15 mai 2020

Marking instructions

- Use a 2B or HB pencil to DARKLY FILL the appropriate circles.
- Do not use blue, black, red pen or a felt tipped pen.
- If you want to change an answer, erase the original and then mark the new circle.
- DO NOT USE TICKS, CROSSES OR DOTS



Student Number

1	4							
---	---	--	--	--	--	--	--	--

0.	<input type="radio"/>	<input type="radio"/>	<input type="radio"/>	<input type="radio"/>	<input type="radio"/>	<input type="radio"/>	<input type="radio"/>	<input type="radio"/>	<input type="radio"/>
1.	<input checked="" type="radio"/>	<input type="radio"/>	<input type="radio"/>	<input type="radio"/>	<input type="radio"/>	<input type="radio"/>	<input type="radio"/>	<input type="radio"/>	<input type="radio"/>
2.	<input type="radio"/>	<input type="radio"/>	<input type="radio"/>	<input type="radio"/>	<input type="radio"/>	<input type="radio"/>	<input type="radio"/>	<input type="radio"/>	<input type="radio"/>
3.	<input type="radio"/>	<input type="radio"/>	<input type="radio"/>	<input type="radio"/>	<input type="radio"/>	<input type="radio"/>	<input type="radio"/>	<input type="radio"/>	<input type="radio"/>
4.	<input type="radio"/>	<input checked="" type="radio"/>	<input type="radio"/>	<input type="radio"/>	<input type="radio"/>	<input type="radio"/>	<input type="radio"/>	<input type="radio"/>	<input type="radio"/>
5.	<input type="radio"/>	<input type="radio"/>	<input type="radio"/>	<input type="radio"/>	<input type="radio"/>	<input type="radio"/>	<input type="radio"/>	<input type="radio"/>	<input type="radio"/>
6.	<input type="radio"/>	<input type="radio"/>	<input type="radio"/>	<input type="radio"/>	<input type="radio"/>	<input type="radio"/>	<input type="radio"/>	<input type="radio"/>	<input type="radio"/>
7.	<input type="radio"/>	<input type="radio"/>	<input type="radio"/>	<input type="radio"/>	<input type="radio"/>	<input type="radio"/>	<input type="radio"/>	<input type="radio"/>	<input type="radio"/>
8.	<input type="radio"/>	<input type="radio"/>	<input type="radio"/>	<input type="radio"/>	<input type="radio"/>	<input type="radio"/>	<input type="radio"/>	<input type="radio"/>	<input type="radio"/>
9.	<input type="radio"/>	<input type="radio"/>	<input type="radio"/>	<input type="radio"/>	<input type="radio"/>	<input type="radio"/>	<input type="radio"/>	<input type="radio"/>	<input type="radio"/>


	A	B	C
1.	<input type="radio"/>	<input type="radio"/>	<input type="radio"/>
2.	<input type="radio"/>	<input type="radio"/>	<input type="radio"/>
3.	<input type="radio"/>	<input type="radio"/>	<input type="radio"/>
4.	<input type="radio"/>	<input type="radio"/>	<input type="radio"/>
5.	<input type="radio"/>	<input type="radio"/>	<input type="radio"/>
6.	<input type="radio"/>	<input type="radio"/>	<input type="radio"/>
7.	<input type="radio"/>	<input type="radio"/>	<input type="radio"/>
8.	<input type="radio"/>	<input type="radio"/>	<input type="radio"/>
9.	<input type="radio"/>	<input type="radio"/>	<input type="radio"/>
10.	<input type="radio"/>	<input type="radio"/>	<input type="radio"/>
11.	<input type="radio"/>	<input type="radio"/>	<input type="radio"/>
12.	<input type="radio"/>	<input type="radio"/>	<input type="radio"/>
13.	<input type="radio"/>	<input type="radio"/>	<input type="radio"/>
14.	<input type="radio"/>	<input type="radio"/>	<input type="radio"/>
15.	<input type="radio"/>	<input type="radio"/>	<input type="radio"/>
16.	<input type="radio"/>	<input type="radio"/>	<input type="radio"/>
17.	<input type="radio"/>	<input type="radio"/>	<input type="radio"/>
18.	<input type="radio"/>	<input type="radio"/>	<input type="radio"/>
19.	<input type="radio"/>	<input type="radio"/>	<input type="radio"/>
20.	<input type="radio"/>	<input type="radio"/>	<input type="radio"/>
21.	<input type="radio"/>	<input type="radio"/>	<input type="radio"/>
22.	<input type="radio"/>	<input type="radio"/>	<input type="radio"/>
23.	<input type="radio"/>	<input type="radio"/>	<input type="radio"/>
24.	<input type="radio"/>	<input type="radio"/>	<input type="radio"/>
25.	<input type="radio"/>	<input type="radio"/>	<input type="radio"/>

	A	B	C
26.	<input type="radio"/>	<input type="radio"/>	<input type="radio"/>
27.	<input type="radio"/>	<input type="radio"/>	<input type="radio"/>
28.	<input type="radio"/>	<input type="radio"/>	<input type="radio"/>
29.	<input type="radio"/>	<input type="radio"/>	<input type="radio"/>
30.	<input type="radio"/>	<input type="radio"/>	<input type="radio"/>
31.	<input type="radio"/>	<input type="radio"/>	<input type="radio"/>
32.	<input type="radio"/>	<input type="radio"/>	<input type="radio"/>
33.	<input type="radio"/>	<input type="radio"/>	<input type="radio"/>
34.	<input type="radio"/>	<input type="radio"/>	<input type="radio"/>
35.	<input type="radio"/>	<input type="radio"/>	<input type="radio"/>
36.	<input type="radio"/>	<input type="radio"/>	<input type="radio"/>

Name	JUILLY-BEGON Arthur
Course	4e BLEUE - QCM Lecture - Vipère au poing
Period	
Date	vendredi 15 mai 2020

Marking instructions

- Use a 2B or HB pencil to DARKLY FILL the appropriate circles.
- Do not use blue, black, red pen or a felt tipped pen.
- If you want to change an answer, erase the original and then mark the new circle.
- DO NOT USE TICKS, CROSSES OR DOTS



Student Number

1	5							
---	---	--	--	--	--	--	--	--

0.	<input type="radio"/>	<input type="radio"/>	<input type="radio"/>	<input type="radio"/>	<input type="radio"/>	<input type="radio"/>	<input type="radio"/>	<input type="radio"/>	<input type="radio"/>
1.	<input checked="" type="radio"/>	<input type="radio"/>	<input type="radio"/>	<input type="radio"/>	<input type="radio"/>	<input type="radio"/>	<input type="radio"/>	<input type="radio"/>	<input type="radio"/>
2.	<input type="radio"/>	<input type="radio"/>	<input type="radio"/>	<input type="radio"/>	<input type="radio"/>	<input type="radio"/>	<input type="radio"/>	<input type="radio"/>	<input type="radio"/>
3.	<input type="radio"/>	<input type="radio"/>	<input type="radio"/>	<input type="radio"/>	<input type="radio"/>	<input type="radio"/>	<input type="radio"/>	<input type="radio"/>	<input type="radio"/>
4.	<input type="radio"/>	<input type="radio"/>	<input type="radio"/>	<input type="radio"/>	<input type="radio"/>	<input type="radio"/>	<input type="radio"/>	<input type="radio"/>	<input type="radio"/>
5.	<input type="radio"/>	<input checked="" type="radio"/>	<input type="radio"/>	<input type="radio"/>	<input type="radio"/>	<input type="radio"/>	<input type="radio"/>	<input type="radio"/>	<input type="radio"/>
6.	<input type="radio"/>	<input type="radio"/>	<input type="radio"/>	<input type="radio"/>	<input type="radio"/>	<input type="radio"/>	<input type="radio"/>	<input type="radio"/>	<input type="radio"/>
7.	<input type="radio"/>	<input type="radio"/>	<input type="radio"/>	<input type="radio"/>	<input type="radio"/>	<input type="radio"/>	<input type="radio"/>	<input type="radio"/>	<input type="radio"/>
8.	<input type="radio"/>	<input type="radio"/>	<input type="radio"/>	<input type="radio"/>	<input type="radio"/>	<input type="radio"/>	<input type="radio"/>	<input type="radio"/>	<input type="radio"/>
9.	<input type="radio"/>	<input type="radio"/>	<input type="radio"/>	<input type="radio"/>	<input type="radio"/>	<input type="radio"/>	<input type="radio"/>	<input type="radio"/>	<input type="radio"/>


	A	B	C
1.	<input type="radio"/>	<input type="radio"/>	<input type="radio"/>
2.	<input type="radio"/>	<input type="radio"/>	<input type="radio"/>
3.	<input type="radio"/>	<input type="radio"/>	<input type="radio"/>
4.	<input type="radio"/>	<input type="radio"/>	<input type="radio"/>
5.	<input type="radio"/>	<input type="radio"/>	<input type="radio"/>
6.	<input type="radio"/>	<input type="radio"/>	<input type="radio"/>
7.	<input type="radio"/>	<input type="radio"/>	<input type="radio"/>
8.	<input type="radio"/>	<input type="radio"/>	<input type="radio"/>
9.	<input type="radio"/>	<input type="radio"/>	<input type="radio"/>
10.	<input type="radio"/>	<input type="radio"/>	<input type="radio"/>
11.	<input type="radio"/>	<input type="radio"/>	<input type="radio"/>
12.	<input type="radio"/>	<input type="radio"/>	<input type="radio"/>
13.	<input type="radio"/>	<input type="radio"/>	<input type="radio"/>
14.	<input type="radio"/>	<input type="radio"/>	<input type="radio"/>
15.	<input type="radio"/>	<input type="radio"/>	<input type="radio"/>
16.	<input type="radio"/>	<input type="radio"/>	<input type="radio"/>
17.	<input type="radio"/>	<input type="radio"/>	<input type="radio"/>
18.	<input type="radio"/>	<input type="radio"/>	<input type="radio"/>
19.	<input type="radio"/>	<input type="radio"/>	<input type="radio"/>
20.	<input type="radio"/>	<input type="radio"/>	<input type="radio"/>
21.	<input type="radio"/>	<input type="radio"/>	<input type="radio"/>
22.	<input type="radio"/>	<input type="radio"/>	<input type="radio"/>
23.	<input type="radio"/>	<input type="radio"/>	<input type="radio"/>
24.	<input type="radio"/>	<input type="radio"/>	<input type="radio"/>
25.	<input type="radio"/>	<input type="radio"/>	<input type="radio"/>

	A	B	C
26.	<input type="radio"/>	<input type="radio"/>	<input type="radio"/>
27.	<input type="radio"/>	<input type="radio"/>	<input type="radio"/>
28.	<input type="radio"/>	<input type="radio"/>	<input type="radio"/>
29.	<input type="radio"/>	<input type="radio"/>	<input type="radio"/>
30.	<input type="radio"/>	<input type="radio"/>	<input type="radio"/>
31.	<input type="radio"/>	<input type="radio"/>	<input type="radio"/>
32.	<input type="radio"/>	<input type="radio"/>	<input type="radio"/>
33.	<input type="radio"/>	<input type="radio"/>	<input type="radio"/>
34.	<input type="radio"/>	<input type="radio"/>	<input type="radio"/>
35.	<input type="radio"/>	<input type="radio"/>	<input type="radio"/>
36.	<input type="radio"/>	<input type="radio"/>	<input type="radio"/>

Name	LESEUR Théo
Course	4e BLEUE - QCM Lecture - Vipère au poing
Period	
Date	vendredi 15 mai 2020

Marking instructions

- Use a 2B or HB pencil to DARKLY FILL the appropriate circles.
- Do not use blue, black, red pen or a felt tipped pen.
- If you want to change an answer, erase the original and then mark the new circle.
- DO NOT USE TICKS, CROSSES OR DOTS



Student Number

1	6							
---	---	--	--	--	--	--	--	--

0.	<input type="radio"/>	<input type="radio"/>	<input type="radio"/>	<input type="radio"/>	<input type="radio"/>	<input type="radio"/>	<input type="radio"/>	<input type="radio"/>	<input type="radio"/>
1.	<input checked="" type="radio"/>	<input type="radio"/>	<input type="radio"/>	<input type="radio"/>	<input type="radio"/>	<input type="radio"/>	<input type="radio"/>	<input type="radio"/>	<input type="radio"/>
2.	<input type="radio"/>	<input type="radio"/>	<input type="radio"/>	<input type="radio"/>	<input type="radio"/>	<input type="radio"/>	<input type="radio"/>	<input type="radio"/>	<input type="radio"/>
3.	<input type="radio"/>	<input type="radio"/>	<input type="radio"/>	<input type="radio"/>	<input type="radio"/>	<input type="radio"/>	<input type="radio"/>	<input type="radio"/>	<input type="radio"/>
4.	<input type="radio"/>	<input type="radio"/>	<input type="radio"/>	<input type="radio"/>	<input type="radio"/>	<input type="radio"/>	<input type="radio"/>	<input type="radio"/>	<input type="radio"/>
5.	<input type="radio"/>	<input type="radio"/>	<input type="radio"/>	<input type="radio"/>	<input type="radio"/>	<input type="radio"/>	<input type="radio"/>	<input type="radio"/>	<input type="radio"/>
6.	<input type="radio"/>	<input checked="" type="radio"/>	<input type="radio"/>	<input type="radio"/>	<input type="radio"/>	<input type="radio"/>	<input type="radio"/>	<input type="radio"/>	<input type="radio"/>
7.	<input type="radio"/>	<input type="radio"/>	<input type="radio"/>	<input type="radio"/>	<input type="radio"/>	<input type="radio"/>	<input type="radio"/>	<input type="radio"/>	<input type="radio"/>
8.	<input type="radio"/>	<input type="radio"/>	<input type="radio"/>	<input type="radio"/>	<input type="radio"/>	<input type="radio"/>	<input type="radio"/>	<input type="radio"/>	<input type="radio"/>
9.	<input type="radio"/>	<input type="radio"/>	<input type="radio"/>	<input type="radio"/>	<input type="radio"/>	<input type="radio"/>	<input type="radio"/>	<input type="radio"/>	<input type="radio"/>


	A	B	C
1.	<input type="radio"/>	<input type="radio"/>	<input type="radio"/>
2.	<input type="radio"/>	<input type="radio"/>	<input type="radio"/>
3.	<input type="radio"/>	<input type="radio"/>	<input type="radio"/>
4.	<input type="radio"/>	<input type="radio"/>	<input type="radio"/>
5.	<input type="radio"/>	<input type="radio"/>	<input type="radio"/>
6.	<input type="radio"/>	<input type="radio"/>	<input type="radio"/>
7.	<input type="radio"/>	<input type="radio"/>	<input type="radio"/>
8.	<input type="radio"/>	<input type="radio"/>	<input type="radio"/>
9.	<input type="radio"/>	<input type="radio"/>	<input type="radio"/>
10.	<input type="radio"/>	<input type="radio"/>	<input type="radio"/>
11.	<input type="radio"/>	<input type="radio"/>	<input type="radio"/>
12.	<input type="radio"/>	<input type="radio"/>	<input type="radio"/>
13.	<input type="radio"/>	<input type="radio"/>	<input type="radio"/>
14.	<input type="radio"/>	<input type="radio"/>	<input type="radio"/>
15.	<input type="radio"/>	<input type="radio"/>	<input type="radio"/>
16.	<input type="radio"/>	<input type="radio"/>	<input type="radio"/>
17.	<input type="radio"/>	<input type="radio"/>	<input type="radio"/>
18.	<input type="radio"/>	<input type="radio"/>	<input type="radio"/>
19.	<input type="radio"/>	<input type="radio"/>	<input type="radio"/>
20.	<input type="radio"/>	<input type="radio"/>	<input type="radio"/>
21.	<input type="radio"/>	<input type="radio"/>	<input type="radio"/>
22.	<input type="radio"/>	<input type="radio"/>	<input type="radio"/>
23.	<input type="radio"/>	<input type="radio"/>	<input type="radio"/>
24.	<input type="radio"/>	<input type="radio"/>	<input type="radio"/>
25.	<input type="radio"/>	<input type="radio"/>	<input type="radio"/>

	A	B	C
26.	<input type="radio"/>	<input type="radio"/>	<input type="radio"/>
27.	<input type="radio"/>	<input type="radio"/>	<input type="radio"/>
28.	<input type="radio"/>	<input type="radio"/>	<input type="radio"/>
29.	<input type="radio"/>	<input type="radio"/>	<input type="radio"/>
30.	<input type="radio"/>	<input type="radio"/>	<input type="radio"/>
31.	<input type="radio"/>	<input type="radio"/>	<input type="radio"/>
32.	<input type="radio"/>	<input type="radio"/>	<input type="radio"/>
33.	<input type="radio"/>	<input type="radio"/>	<input type="radio"/>
34.	<input type="radio"/>	<input type="radio"/>	<input type="radio"/>
35.	<input type="radio"/>	<input type="radio"/>	<input type="radio"/>
36.	<input type="radio"/>	<input type="radio"/>	<input type="radio"/>

Name	MANNARELLI Lucas
Course	4e BLEUE - QCM Lecture - Vipère au poing
Period	
Date	vendredi 15 mai 2020

Marking instructions

- Use a 2B or HB pencil to DARKLY FILL the appropriate circles.
- Do not use blue, black, red pen or a felt tipped pen.
- If you want to change an answer, erase the original and then mark the new circle.
- DO NOT USE TICKS, CROSSES OR DOTS



Student Number

1	7							
---	---	--	--	--	--	--	--	--

0.	<input type="radio"/>	<input type="radio"/>	<input type="radio"/>	<input type="radio"/>	<input type="radio"/>	<input type="radio"/>	<input type="radio"/>	<input type="radio"/>	<input type="radio"/>
1.	<input checked="" type="radio"/>	<input type="radio"/>	<input type="radio"/>	<input type="radio"/>	<input type="radio"/>	<input type="radio"/>	<input type="radio"/>	<input type="radio"/>	<input type="radio"/>
2.	<input type="radio"/>	<input type="radio"/>	<input type="radio"/>	<input type="radio"/>	<input type="radio"/>	<input type="radio"/>	<input type="radio"/>	<input type="radio"/>	<input type="radio"/>
3.	<input type="radio"/>	<input type="radio"/>	<input type="radio"/>	<input type="radio"/>	<input type="radio"/>	<input type="radio"/>	<input type="radio"/>	<input type="radio"/>	<input type="radio"/>
4.	<input type="radio"/>	<input type="radio"/>	<input type="radio"/>	<input type="radio"/>	<input type="radio"/>	<input type="radio"/>	<input type="radio"/>	<input type="radio"/>	<input type="radio"/>
5.	<input type="radio"/>	<input type="radio"/>	<input type="radio"/>	<input type="radio"/>	<input type="radio"/>	<input type="radio"/>	<input type="radio"/>	<input type="radio"/>	<input type="radio"/>
6.	<input type="radio"/>	<input type="radio"/>	<input type="radio"/>	<input type="radio"/>	<input type="radio"/>	<input type="radio"/>	<input type="radio"/>	<input type="radio"/>	<input type="radio"/>
7.	<input type="radio"/>	<input checked="" type="radio"/>	<input type="radio"/>	<input type="radio"/>	<input type="radio"/>	<input type="radio"/>	<input type="radio"/>	<input type="radio"/>	<input type="radio"/>
8.	<input type="radio"/>	<input type="radio"/>	<input type="radio"/>	<input type="radio"/>	<input type="radio"/>	<input type="radio"/>	<input type="radio"/>	<input type="radio"/>	<input type="radio"/>
9.	<input type="radio"/>	<input type="radio"/>	<input type="radio"/>	<input type="radio"/>	<input type="radio"/>	<input type="radio"/>	<input type="radio"/>	<input type="radio"/>	<input type="radio"/>


	A	B	C
1.	<input type="radio"/>	<input type="radio"/>	<input type="radio"/>
2.	<input type="radio"/>	<input type="radio"/>	<input type="radio"/>
3.	<input type="radio"/>	<input type="radio"/>	<input type="radio"/>
4.	<input type="radio"/>	<input type="radio"/>	<input type="radio"/>
5.	<input type="radio"/>	<input type="radio"/>	<input type="radio"/>
6.	<input type="radio"/>	<input type="radio"/>	<input type="radio"/>
7.	<input type="radio"/>	<input type="radio"/>	<input type="radio"/>
8.	<input type="radio"/>	<input type="radio"/>	<input type="radio"/>
9.	<input type="radio"/>	<input type="radio"/>	<input type="radio"/>
10.	<input type="radio"/>	<input type="radio"/>	<input type="radio"/>
11.	<input type="radio"/>	<input type="radio"/>	<input type="radio"/>
12.	<input type="radio"/>	<input type="radio"/>	<input type="radio"/>
13.	<input type="radio"/>	<input type="radio"/>	<input type="radio"/>
14.	<input type="radio"/>	<input type="radio"/>	<input type="radio"/>
15.	<input type="radio"/>	<input type="radio"/>	<input type="radio"/>
16.	<input type="radio"/>	<input type="radio"/>	<input type="radio"/>
17.	<input type="radio"/>	<input type="radio"/>	<input type="radio"/>
18.	<input type="radio"/>	<input type="radio"/>	<input type="radio"/>
19.	<input type="radio"/>	<input type="radio"/>	<input type="radio"/>
20.	<input type="radio"/>	<input type="radio"/>	<input type="radio"/>
21.	<input type="radio"/>	<input type="radio"/>	<input type="radio"/>
22.	<input type="radio"/>	<input type="radio"/>	<input type="radio"/>
23.	<input type="radio"/>	<input type="radio"/>	<input type="radio"/>
24.	<input type="radio"/>	<input type="radio"/>	<input type="radio"/>
25.	<input type="radio"/>	<input type="radio"/>	<input type="radio"/>

	A	B	C
26.	<input type="radio"/>	<input type="radio"/>	<input type="radio"/>
27.	<input type="radio"/>	<input type="radio"/>	<input type="radio"/>
28.	<input type="radio"/>	<input type="radio"/>	<input type="radio"/>
29.	<input type="radio"/>	<input type="radio"/>	<input type="radio"/>
30.	<input type="radio"/>	<input type="radio"/>	<input type="radio"/>
31.	<input type="radio"/>	<input type="radio"/>	<input type="radio"/>
32.	<input type="radio"/>	<input type="radio"/>	<input type="radio"/>
33.	<input type="radio"/>	<input type="radio"/>	<input type="radio"/>
34.	<input type="radio"/>	<input type="radio"/>	<input type="radio"/>
35.	<input type="radio"/>	<input type="radio"/>	<input type="radio"/>
36.	<input type="radio"/>	<input type="radio"/>	<input type="radio"/>

Name	MARIOT Amandine
Course	4e BLEUE - QCM Lecture - Vipère au poing
Period	
Date	vendredi 15 mai 2020

Marking instructions

- Use a 2B or HB pencil to DARKLY FILL the appropriate circles.
- Do not use blue, black, red pen or a felt tipped pen.
- If you want to change an answer, erase the original and then mark the new circle.
- DO NOT USE TICKS, CROSSES OR DOTS



Student Number

1	8							
---	---	--	--	--	--	--	--	--

0. 0 0 0 0 0 0 0 0 0
1. 1 1 1 1 1 1 1 1 1
2. 2 2 2 2 2 2 2 2 2
3. 3 3 3 3 3 3 3 3 3
4. 4 4 4 4 4 4 4 4 4
5. 5 5 5 5 5 5 5 5 5
6. 6 6 6 6 6 6 6 6 6
7. 7 7 7 7 7 7 7 7 7
8. 8 8 8 8 8 8 8 8 8
9. 9 9 9 9 9 9 9 9 9


1. A B C
2. A B C
3. A B C
4. A B C
5. A B C
6. A B C
7. A B C
8. A B C
9. A B C
10. A B C
11. A B C
12. A B C
13. A B C
14. A B C
15. A B C
16. A B C
17. A B C
18. A B C
19. A B C
20. A B C
21. A B C
22. A B C
23. A B C
24. A B C
25. A B C

26. A B C
27. A B C
28. A B C
29. A B C
30. A B C
31. A B C
32. A B C
33. A B C
34. A B C
35. A B C
36. A B C

Name	MAUTE-DUNSTETTER Arthur
Course	4e BLEUE - QCM Lecture - Vipère au poing
Period	
Date	vendredi 15 mai 2020

Marking instructions

- Use a 2B or HB pencil to DARKLY FILL the appropriate circles.
- Do not use blue, black, red pen or a felt tipped pen.
- If you want to change an answer, erase the original and then mark the new circle.
- DO NOT USE TICKS, CROSSES OR DOTS



Student Number

1	9							
---	---	--	--	--	--	--	--	--

0.	<input type="radio"/>	<input type="radio"/>	<input type="radio"/>	<input type="radio"/>	<input type="radio"/>	<input type="radio"/>	<input type="radio"/>	<input type="radio"/>	<input type="radio"/>
1.	<input checked="" type="radio"/>	<input type="radio"/>	<input type="radio"/>	<input type="radio"/>	<input type="radio"/>	<input type="radio"/>	<input type="radio"/>	<input type="radio"/>	<input type="radio"/>
2.	<input type="radio"/>	<input type="radio"/>	<input type="radio"/>	<input type="radio"/>	<input type="radio"/>	<input type="radio"/>	<input type="radio"/>	<input type="radio"/>	<input type="radio"/>
3.	<input type="radio"/>	<input type="radio"/>	<input type="radio"/>	<input type="radio"/>	<input type="radio"/>	<input type="radio"/>	<input type="radio"/>	<input type="radio"/>	<input type="radio"/>
4.	<input type="radio"/>	<input type="radio"/>	<input type="radio"/>	<input type="radio"/>	<input type="radio"/>	<input type="radio"/>	<input type="radio"/>	<input type="radio"/>	<input type="radio"/>
5.	<input type="radio"/>	<input type="radio"/>	<input type="radio"/>	<input type="radio"/>	<input type="radio"/>	<input type="radio"/>	<input type="radio"/>	<input type="radio"/>	<input type="radio"/>
6.	<input type="radio"/>	<input type="radio"/>	<input type="radio"/>	<input type="radio"/>	<input type="radio"/>	<input type="radio"/>	<input type="radio"/>	<input type="radio"/>	<input type="radio"/>
7.	<input type="radio"/>	<input type="radio"/>	<input type="radio"/>	<input type="radio"/>	<input type="radio"/>	<input type="radio"/>	<input type="radio"/>	<input type="radio"/>	<input type="radio"/>
8.	<input type="radio"/>	<input type="radio"/>	<input type="radio"/>	<input type="radio"/>	<input type="radio"/>	<input type="radio"/>	<input type="radio"/>	<input type="radio"/>	<input type="radio"/>
9.	<input type="radio"/>	<input checked="" type="radio"/>	<input type="radio"/>	<input type="radio"/>	<input type="radio"/>	<input type="radio"/>	<input type="radio"/>	<input type="radio"/>	<input type="radio"/>


	A	B	C
1.	<input type="radio"/>	<input type="radio"/>	<input type="radio"/>
2.	<input type="radio"/>	<input type="radio"/>	<input type="radio"/>
3.	<input type="radio"/>	<input type="radio"/>	<input type="radio"/>
4.	<input type="radio"/>	<input type="radio"/>	<input type="radio"/>
5.	<input type="radio"/>	<input type="radio"/>	<input type="radio"/>
6.	<input type="radio"/>	<input type="radio"/>	<input type="radio"/>
7.	<input type="radio"/>	<input type="radio"/>	<input type="radio"/>
8.	<input type="radio"/>	<input type="radio"/>	<input type="radio"/>
9.	<input type="radio"/>	<input type="radio"/>	<input type="radio"/>
10.	<input type="radio"/>	<input type="radio"/>	<input type="radio"/>
11.	<input type="radio"/>	<input type="radio"/>	<input type="radio"/>
12.	<input type="radio"/>	<input type="radio"/>	<input type="radio"/>
13.	<input type="radio"/>	<input type="radio"/>	<input type="radio"/>
14.	<input type="radio"/>	<input type="radio"/>	<input type="radio"/>
15.	<input type="radio"/>	<input type="radio"/>	<input type="radio"/>
16.	<input type="radio"/>	<input type="radio"/>	<input type="radio"/>
17.	<input type="radio"/>	<input type="radio"/>	<input type="radio"/>
18.	<input type="radio"/>	<input type="radio"/>	<input type="radio"/>
19.	<input type="radio"/>	<input type="radio"/>	<input type="radio"/>
20.	<input type="radio"/>	<input type="radio"/>	<input type="radio"/>
21.	<input type="radio"/>	<input type="radio"/>	<input type="radio"/>
22.	<input type="radio"/>	<input type="radio"/>	<input type="radio"/>
23.	<input type="radio"/>	<input type="radio"/>	<input type="radio"/>
24.	<input type="radio"/>	<input type="radio"/>	<input type="radio"/>
25.	<input type="radio"/>	<input type="radio"/>	<input type="radio"/>

	A	B	C
26.	<input type="radio"/>	<input type="radio"/>	<input type="radio"/>
27.	<input type="radio"/>	<input type="radio"/>	<input type="radio"/>
28.	<input type="radio"/>	<input type="radio"/>	<input type="radio"/>
29.	<input type="radio"/>	<input type="radio"/>	<input type="radio"/>
30.	<input type="radio"/>	<input type="radio"/>	<input type="radio"/>
31.	<input type="radio"/>	<input type="radio"/>	<input type="radio"/>
32.	<input type="radio"/>	<input type="radio"/>	<input type="radio"/>
33.	<input type="radio"/>	<input type="radio"/>	<input type="radio"/>
34.	<input type="radio"/>	<input type="radio"/>	<input type="radio"/>
35.	<input type="radio"/>	<input type="radio"/>	<input type="radio"/>
36.	<input type="radio"/>	<input type="radio"/>	<input type="radio"/>

Name	MILLIERE Candice
Course	4e BLEUE - QCM Lecture - Vipère au poing
Period	
Date	vendredi 15 mai 2020

Marking instructions

- Use a 2B or HB pencil to DARKLY FILL the appropriate circles.
- Do not use blue, black, red pen or a felt tipped pen.
- If you want to change an answer, erase the original and then mark the new circle.
- DO NOT USE TICKS, CROSSES OR DOTS



Student Number

2	0							
---	---	--	--	--	--	--	--	--

0. 0 0 0 0 0 0 0 0
1. 1 1 1 1 1 1 1 1
2. 2 2 2 2 2 2 2 2
3. 3 3 3 3 3 3 3 3
4. 4 4 4 4 4 4 4 4
5. 5 5 5 5 5 5 5 5
6. 6 6 6 6 6 6 6 6
7. 7 7 7 7 7 7 7 7
8. 8 8 8 8 8 8 8 8
9. 9 9 9 9 9 9 9 9


1. A B C
2. A B C
3. A B C
4. A B C
5. A B C
6. A B C
7. A B C
8. A B C
9. A B C
10. A B C
11. A B C
12. A B C
13. A B C
14. A B C
15. A B C
16. A B C
17. A B C
18. A B C
19. A B C
20. A B C
21. A B C
22. A B C
23. A B C
24. A B C
25. A B C

26. A B C
27. A B C
28. A B C
29. A B C
30. A B C
31. A B C
32. A B C
33. A B C
34. A B C
35. A B C
36. A B C

Name	MORISOT Enzo
Course	4e BLEUE - QCM Lecture - Vipère au poing
Period	
Date	vendredi 15 mai 2020

Marking instructions

- Use a 2B or HB pencil to DARKLY FILL the appropriate circles.
- Do not use blue, black, red pen or a felt tipped pen.
- If you want to change an answer, erase the original and then mark the new circle.
- DO NOT USE TICKS, CROSSES OR DOTS



Student Number

2	1							
---	---	--	--	--	--	--	--	--

0. 0 0 0 0 0 0 0 0 0
1. 1 1 1 1 1 1 1 1 1
2. 2 2 2 2 2 2 2 2 2
3. 3 3 3 3 3 3 3 3 3
4. 4 4 4 4 4 4 4 4 4
5. 5 5 5 5 5 5 5 5 5
6. 6 6 6 6 6 6 6 6 6
7. 7 7 7 7 7 7 7 7 7
8. 8 8 8 8 8 8 8 8 8
9. 9 9 9 9 9 9 9 9 9


1. A B C
2. A B C
3. A B C
4. A B C
5. A B C
6. A B C
7. A B C
8. A B C
9. A B C
10. A B C
11. A B C
12. A B C
13. A B C
14. A B C
15. A B C
16. A B C
17. A B C
18. A B C
19. A B C
20. A B C
21. A B C
22. A B C
23. A B C
24. A B C
25. A B C

26. A B C
27. A B C
28. A B C
29. A B C
30. A B C
31. A B C
32. A B C
33. A B C
34. A B C
35. A B C
36. A B C

Name	NOEL Marie-Lou
Course	4e BLEUE - QCM Lecture - Vipère au poing
Period	
Date	vendredi 15 mai 2020

Marking instructions

- Use a 2B or HB pencil to DARKLY FILL the appropriate circles.
- Do not use blue, black, red pen or a felt tipped pen.
- If you want to change an answer, erase the original and then mark the new circle.
- DO NOT USE TICKS, CROSSES OR DOTS



Student Number

2	2							
---	---	--	--	--	--	--	--	--

0.	<input type="radio"/>	<input type="radio"/>	<input type="radio"/>	<input type="radio"/>	<input type="radio"/>	<input type="radio"/>	<input type="radio"/>	<input type="radio"/>	<input type="radio"/>
1.	<input type="radio"/>	<input type="radio"/>	<input type="radio"/>	<input type="radio"/>	<input type="radio"/>	<input type="radio"/>	<input type="radio"/>	<input type="radio"/>	<input type="radio"/>
2.	<input checked="" type="radio"/>	<input checked="" type="radio"/>	<input type="radio"/>	<input type="radio"/>	<input type="radio"/>	<input type="radio"/>	<input type="radio"/>	<input type="radio"/>	<input type="radio"/>
3.	<input type="radio"/>	<input type="radio"/>	<input type="radio"/>	<input type="radio"/>	<input type="radio"/>	<input type="radio"/>	<input type="radio"/>	<input type="radio"/>	<input type="radio"/>
4.	<input type="radio"/>	<input type="radio"/>	<input type="radio"/>	<input type="radio"/>	<input type="radio"/>	<input type="radio"/>	<input type="radio"/>	<input type="radio"/>	<input type="radio"/>
5.	<input type="radio"/>	<input type="radio"/>	<input type="radio"/>	<input type="radio"/>	<input type="radio"/>	<input type="radio"/>	<input type="radio"/>	<input type="radio"/>	<input type="radio"/>
6.	<input type="radio"/>	<input type="radio"/>	<input type="radio"/>	<input type="radio"/>	<input type="radio"/>	<input type="radio"/>	<input type="radio"/>	<input type="radio"/>	<input type="radio"/>
7.	<input type="radio"/>	<input type="radio"/>	<input type="radio"/>	<input type="radio"/>	<input type="radio"/>	<input type="radio"/>	<input type="radio"/>	<input type="radio"/>	<input type="radio"/>
8.	<input type="radio"/>	<input type="radio"/>	<input type="radio"/>	<input type="radio"/>	<input type="radio"/>	<input type="radio"/>	<input type="radio"/>	<input type="radio"/>	<input type="radio"/>
9.	<input type="radio"/>	<input type="radio"/>	<input type="radio"/>	<input type="radio"/>	<input type="radio"/>	<input type="radio"/>	<input type="radio"/>	<input type="radio"/>	<input type="radio"/>


	A	B	C
1.	<input type="radio"/>	<input type="radio"/>	<input type="radio"/>
2.	<input type="radio"/>	<input type="radio"/>	<input type="radio"/>
3.	<input type="radio"/>	<input type="radio"/>	<input type="radio"/>
4.	<input type="radio"/>	<input type="radio"/>	<input type="radio"/>
5.	<input type="radio"/>	<input type="radio"/>	<input type="radio"/>
6.	<input type="radio"/>	<input type="radio"/>	<input type="radio"/>
7.	<input type="radio"/>	<input type="radio"/>	<input type="radio"/>
8.	<input type="radio"/>	<input type="radio"/>	<input type="radio"/>
9.	<input type="radio"/>	<input type="radio"/>	<input type="radio"/>
10.	<input type="radio"/>	<input type="radio"/>	<input type="radio"/>
11.	<input type="radio"/>	<input type="radio"/>	<input type="radio"/>
12.	<input type="radio"/>	<input type="radio"/>	<input type="radio"/>
13.	<input type="radio"/>	<input type="radio"/>	<input type="radio"/>
14.	<input type="radio"/>	<input type="radio"/>	<input type="radio"/>
15.	<input type="radio"/>	<input type="radio"/>	<input type="radio"/>
16.	<input type="radio"/>	<input type="radio"/>	<input type="radio"/>
17.	<input type="radio"/>	<input type="radio"/>	<input type="radio"/>
18.	<input type="radio"/>	<input type="radio"/>	<input type="radio"/>
19.	<input type="radio"/>	<input type="radio"/>	<input type="radio"/>
20.	<input type="radio"/>	<input type="radio"/>	<input type="radio"/>
21.	<input type="radio"/>	<input type="radio"/>	<input type="radio"/>
22.	<input type="radio"/>	<input type="radio"/>	<input type="radio"/>
23.	<input type="radio"/>	<input type="radio"/>	<input type="radio"/>
24.	<input type="radio"/>	<input type="radio"/>	<input type="radio"/>
25.	<input type="radio"/>	<input type="radio"/>	<input type="radio"/>

	A	B	C
26.	<input type="radio"/>	<input type="radio"/>	<input type="radio"/>
27.	<input type="radio"/>	<input type="radio"/>	<input type="radio"/>
28.	<input type="radio"/>	<input type="radio"/>	<input type="radio"/>
29.	<input type="radio"/>	<input type="radio"/>	<input type="radio"/>
30.	<input type="radio"/>	<input type="radio"/>	<input type="radio"/>
31.	<input type="radio"/>	<input type="radio"/>	<input type="radio"/>
32.	<input type="radio"/>	<input type="radio"/>	<input type="radio"/>
33.	<input type="radio"/>	<input type="radio"/>	<input type="radio"/>
34.	<input type="radio"/>	<input type="radio"/>	<input type="radio"/>
35.	<input type="radio"/>	<input type="radio"/>	<input type="radio"/>
36.	<input type="radio"/>	<input type="radio"/>	<input type="radio"/>

Name	PARISOT Toma
Course	4e BLEUE - QCM Lecture - Vipère au poing
Period	
Date	vendredi 15 mai 2020

Marking instructions

- Use a 2B or HB pencil to DARKLY FILL the appropriate circles.
- Do not use blue, black, red pen or a felt tipped pen.
- If you want to change an answer, erase the original and then mark the new circle.
- DO NOT USE TICKS, CROSSES OR DOTS



Student Number

2	3							
---	---	--	--	--	--	--	--	--

0.	<input type="radio"/>	<input type="radio"/>	<input type="radio"/>	<input type="radio"/>	<input type="radio"/>	<input type="radio"/>	<input type="radio"/>	<input type="radio"/>	<input type="radio"/>
1.	<input type="radio"/>	<input type="radio"/>	<input type="radio"/>	<input type="radio"/>	<input type="radio"/>	<input type="radio"/>	<input type="radio"/>	<input type="radio"/>	<input type="radio"/>
2.	<input checked="" type="radio"/>	<input type="radio"/>	<input type="radio"/>	<input type="radio"/>	<input type="radio"/>	<input type="radio"/>	<input type="radio"/>	<input type="radio"/>	<input type="radio"/>
3.	<input type="radio"/>	<input checked="" type="radio"/>	<input type="radio"/>	<input type="radio"/>	<input type="radio"/>	<input type="radio"/>	<input type="radio"/>	<input type="radio"/>	<input type="radio"/>
4.	<input type="radio"/>	<input type="radio"/>	<input type="radio"/>	<input type="radio"/>	<input type="radio"/>	<input type="radio"/>	<input type="radio"/>	<input type="radio"/>	<input type="radio"/>
5.	<input type="radio"/>	<input type="radio"/>	<input type="radio"/>	<input type="radio"/>	<input type="radio"/>	<input type="radio"/>	<input type="radio"/>	<input type="radio"/>	<input type="radio"/>
6.	<input type="radio"/>	<input type="radio"/>	<input type="radio"/>	<input type="radio"/>	<input type="radio"/>	<input type="radio"/>	<input type="radio"/>	<input type="radio"/>	<input type="radio"/>
7.	<input type="radio"/>	<input type="radio"/>	<input type="radio"/>	<input type="radio"/>	<input type="radio"/>	<input type="radio"/>	<input type="radio"/>	<input type="radio"/>	<input type="radio"/>
8.	<input type="radio"/>	<input type="radio"/>	<input type="radio"/>	<input type="radio"/>	<input type="radio"/>	<input type="radio"/>	<input type="radio"/>	<input type="radio"/>	<input type="radio"/>
9.	<input type="radio"/>	<input type="radio"/>	<input type="radio"/>	<input type="radio"/>	<input type="radio"/>	<input type="radio"/>	<input type="radio"/>	<input type="radio"/>	<input type="radio"/>


	A	B	C
1.	<input type="radio"/>	<input type="radio"/>	<input type="radio"/>
2.	<input type="radio"/>	<input type="radio"/>	<input type="radio"/>
3.	<input type="radio"/>	<input type="radio"/>	<input type="radio"/>
4.	<input type="radio"/>	<input type="radio"/>	<input type="radio"/>
5.	<input type="radio"/>	<input type="radio"/>	<input type="radio"/>
6.	<input type="radio"/>	<input type="radio"/>	<input type="radio"/>
7.	<input type="radio"/>	<input type="radio"/>	<input type="radio"/>
8.	<input type="radio"/>	<input type="radio"/>	<input type="radio"/>
9.	<input type="radio"/>	<input type="radio"/>	<input type="radio"/>
10.	<input type="radio"/>	<input type="radio"/>	<input type="radio"/>
11.	<input type="radio"/>	<input type="radio"/>	<input type="radio"/>
12.	<input type="radio"/>	<input type="radio"/>	<input type="radio"/>
13.	<input type="radio"/>	<input type="radio"/>	<input type="radio"/>
14.	<input type="radio"/>	<input type="radio"/>	<input type="radio"/>
15.	<input type="radio"/>	<input type="radio"/>	<input type="radio"/>
16.	<input type="radio"/>	<input type="radio"/>	<input type="radio"/>
17.	<input type="radio"/>	<input type="radio"/>	<input type="radio"/>
18.	<input type="radio"/>	<input type="radio"/>	<input type="radio"/>
19.	<input type="radio"/>	<input type="radio"/>	<input type="radio"/>
20.	<input type="radio"/>	<input type="radio"/>	<input type="radio"/>
21.	<input type="radio"/>	<input type="radio"/>	<input type="radio"/>
22.	<input type="radio"/>	<input type="radio"/>	<input type="radio"/>
23.	<input type="radio"/>	<input type="radio"/>	<input type="radio"/>
24.	<input type="radio"/>	<input type="radio"/>	<input type="radio"/>
25.	<input type="radio"/>	<input type="radio"/>	<input type="radio"/>

	A	B	C
26.	<input type="radio"/>	<input type="radio"/>	<input type="radio"/>
27.	<input type="radio"/>	<input type="radio"/>	<input type="radio"/>
28.	<input type="radio"/>	<input type="radio"/>	<input type="radio"/>
29.	<input type="radio"/>	<input type="radio"/>	<input type="radio"/>
30.	<input type="radio"/>	<input type="radio"/>	<input type="radio"/>
31.	<input type="radio"/>	<input type="radio"/>	<input type="radio"/>
32.	<input type="radio"/>	<input type="radio"/>	<input type="radio"/>
33.	<input type="radio"/>	<input type="radio"/>	<input type="radio"/>
34.	<input type="radio"/>	<input type="radio"/>	<input type="radio"/>
35.	<input type="radio"/>	<input type="radio"/>	<input type="radio"/>
36.	<input type="radio"/>	<input type="radio"/>	<input type="radio"/>

Name	PERARD Hugo
Course	4e BLEUE - QCM Lecture - Vipère au poing
Period	
Date	vendredi 15 mai 2020

Marking instructions

- Use a 2B or HB pencil to DARKLY FILL the appropriate circles.
- Do not use blue, black, red pen or a felt tipped pen.
- If you want to change an answer, erase the original and then mark the new circle.
- DO NOT USE TICKS, CROSSES OR DOTS



Student Number

2	4							
---	---	--	--	--	--	--	--	--

0. 0 0 0 0 0 0 0 0
1. 1 1 1 1 1 1 1 1
2. 2 2 2 2 2 2 2 2
3. 3 3 3 3 3 3 3 3
4. 4 4 4 4 4 4 4 4
5. 5 5 5 5 5 5 5 5
6. 6 6 6 6 6 6 6 6
7. 7 7 7 7 7 7 7 7
8. 8 8 8 8 8 8 8 8
9. 9 9 9 9 9 9 9 9


1. A B C
2. A B C
3. A B C
4. A B C
5. A B C
6. A B C
7. A B C
8. A B C
9. A B C
10. A B C
11. A B C
12. A B C
13. A B C
14. A B C
15. A B C
16. A B C
17. A B C
18. A B C
19. A B C
20. A B C
21. A B C
22. A B C
23. A B C
24. A B C
25. A B C

26. A B C
27. A B C
28. A B C
29. A B C
30. A B C
31. A B C
32. A B C
33. A B C
34. A B C
35. A B C
36. A B C

Name	REGIMBEAU Noémie
Course	4e BLEUE - QCM Lecture - Vipère au poing
Period	
Date	vendredi 15 mai 2020

Marking instructions

- Use a 2B or HB pencil to DARKLY FILL the appropriate circles.
- Do not use blue, black, red pen or a felt tipped pen.
- If you want to change an answer, erase the original and then mark the new circle.
- DO NOT USE TICKS, CROSSES OR DOTS



Student Number

2	5							
---	---	--	--	--	--	--	--	--

0.	<input type="radio"/>	<input type="radio"/>	<input type="radio"/>	<input type="radio"/>	<input type="radio"/>	<input type="radio"/>	<input type="radio"/>	<input type="radio"/>	<input type="radio"/>
1.	<input type="radio"/>	<input type="radio"/>	<input type="radio"/>	<input type="radio"/>	<input type="radio"/>	<input type="radio"/>	<input type="radio"/>	<input type="radio"/>	<input type="radio"/>
2.	<input checked="" type="radio"/>	<input type="radio"/>	<input type="radio"/>	<input type="radio"/>	<input type="radio"/>	<input type="radio"/>	<input type="radio"/>	<input type="radio"/>	<input type="radio"/>
3.	<input type="radio"/>	<input type="radio"/>	<input type="radio"/>	<input type="radio"/>	<input type="radio"/>	<input type="radio"/>	<input type="radio"/>	<input type="radio"/>	<input type="radio"/>
4.	<input type="radio"/>	<input type="radio"/>	<input type="radio"/>	<input type="radio"/>	<input type="radio"/>	<input type="radio"/>	<input type="radio"/>	<input type="radio"/>	<input type="radio"/>
5.	<input type="radio"/>	<input checked="" type="radio"/>	<input type="radio"/>	<input type="radio"/>	<input type="radio"/>	<input type="radio"/>	<input type="radio"/>	<input type="radio"/>	<input type="radio"/>
6.	<input type="radio"/>	<input type="radio"/>	<input type="radio"/>	<input type="radio"/>	<input type="radio"/>	<input type="radio"/>	<input type="radio"/>	<input type="radio"/>	<input type="radio"/>
7.	<input type="radio"/>	<input type="radio"/>	<input type="radio"/>	<input type="radio"/>	<input type="radio"/>	<input type="radio"/>	<input type="radio"/>	<input type="radio"/>	<input type="radio"/>
8.	<input type="radio"/>	<input type="radio"/>	<input type="radio"/>	<input type="radio"/>	<input type="radio"/>	<input type="radio"/>	<input type="radio"/>	<input type="radio"/>	<input type="radio"/>
9.	<input type="radio"/>	<input type="radio"/>	<input type="radio"/>	<input type="radio"/>	<input type="radio"/>	<input type="radio"/>	<input type="radio"/>	<input type="radio"/>	<input type="radio"/>


	A	B	C
1.	<input type="radio"/>	<input type="radio"/>	<input type="radio"/>
2.	<input type="radio"/>	<input type="radio"/>	<input type="radio"/>
3.	<input type="radio"/>	<input type="radio"/>	<input type="radio"/>
4.	<input type="radio"/>	<input type="radio"/>	<input type="radio"/>
5.	<input type="radio"/>	<input type="radio"/>	<input type="radio"/>
6.	<input type="radio"/>	<input type="radio"/>	<input type="radio"/>
7.	<input type="radio"/>	<input type="radio"/>	<input type="radio"/>
8.	<input type="radio"/>	<input type="radio"/>	<input type="radio"/>
9.	<input type="radio"/>	<input type="radio"/>	<input type="radio"/>
10.	<input type="radio"/>	<input type="radio"/>	<input type="radio"/>
11.	<input type="radio"/>	<input type="radio"/>	<input type="radio"/>
12.	<input type="radio"/>	<input type="radio"/>	<input type="radio"/>
13.	<input type="radio"/>	<input type="radio"/>	<input type="radio"/>
14.	<input type="radio"/>	<input type="radio"/>	<input type="radio"/>
15.	<input type="radio"/>	<input type="radio"/>	<input type="radio"/>
16.	<input type="radio"/>	<input type="radio"/>	<input type="radio"/>
17.	<input type="radio"/>	<input type="radio"/>	<input type="radio"/>
18.	<input type="radio"/>	<input type="radio"/>	<input type="radio"/>
19.	<input type="radio"/>	<input type="radio"/>	<input type="radio"/>
20.	<input type="radio"/>	<input type="radio"/>	<input type="radio"/>
21.	<input type="radio"/>	<input type="radio"/>	<input type="radio"/>
22.	<input type="radio"/>	<input type="radio"/>	<input type="radio"/>
23.	<input type="radio"/>	<input type="radio"/>	<input type="radio"/>
24.	<input type="radio"/>	<input type="radio"/>	<input type="radio"/>
25.	<input type="radio"/>	<input type="radio"/>	<input type="radio"/>

	A	B	C
26.	<input type="radio"/>	<input type="radio"/>	<input type="radio"/>
27.	<input type="radio"/>	<input type="radio"/>	<input type="radio"/>
28.	<input type="radio"/>	<input type="radio"/>	<input type="radio"/>
29.	<input type="radio"/>	<input type="radio"/>	<input type="radio"/>
30.	<input type="radio"/>	<input type="radio"/>	<input type="radio"/>
31.	<input type="radio"/>	<input type="radio"/>	<input type="radio"/>
32.	<input type="radio"/>	<input type="radio"/>	<input type="radio"/>
33.	<input type="radio"/>	<input type="radio"/>	<input type="radio"/>
34.	<input type="radio"/>	<input type="radio"/>	<input type="radio"/>
35.	<input type="radio"/>	<input type="radio"/>	<input type="radio"/>
36.	<input type="radio"/>	<input type="radio"/>	<input type="radio"/>

Name	RICHOUX-CHAPRON Emy
Course	4e BLEUE - QCM Lecture - Vipère au poing
Period	
Date	vendredi 15 mai 2020

Marking instructions

- Use a 2B or HB pencil to DARKLY FILL the appropriate circles.
- Do not use blue, black, red pen or a felt tipped pen.
- If you want to change an answer, erase the original and then mark the new circle.
- DO NOT USE TICKS, CROSSES OR DOTS



Student Number

2	6							
---	---	--	--	--	--	--	--	--

0.	<input type="radio"/>	<input type="radio"/>	<input type="radio"/>	<input type="radio"/>	<input type="radio"/>	<input type="radio"/>	<input type="radio"/>	<input type="radio"/>	<input type="radio"/>
1.	<input type="radio"/>	<input type="radio"/>	<input type="radio"/>	<input type="radio"/>	<input type="radio"/>	<input type="radio"/>	<input type="radio"/>	<input type="radio"/>	<input type="radio"/>
2.	<input checked="" type="radio"/>	<input type="radio"/>	<input type="radio"/>	<input type="radio"/>	<input type="radio"/>	<input type="radio"/>	<input type="radio"/>	<input type="radio"/>	<input type="radio"/>
3.	<input type="radio"/>	<input type="radio"/>	<input type="radio"/>	<input type="radio"/>	<input type="radio"/>	<input type="radio"/>	<input type="radio"/>	<input type="radio"/>	<input type="radio"/>
4.	<input type="radio"/>	<input type="radio"/>	<input type="radio"/>	<input type="radio"/>	<input type="radio"/>	<input type="radio"/>	<input type="radio"/>	<input type="radio"/>	<input type="radio"/>
5.	<input type="radio"/>	<input type="radio"/>	<input type="radio"/>	<input type="radio"/>	<input type="radio"/>	<input type="radio"/>	<input type="radio"/>	<input type="radio"/>	<input type="radio"/>
6.	<input type="radio"/>	<input checked="" type="radio"/>	<input type="radio"/>	<input type="radio"/>	<input type="radio"/>	<input type="radio"/>	<input type="radio"/>	<input type="radio"/>	<input type="radio"/>
7.	<input type="radio"/>	<input type="radio"/>	<input type="radio"/>	<input type="radio"/>	<input type="radio"/>	<input type="radio"/>	<input type="radio"/>	<input type="radio"/>	<input type="radio"/>
8.	<input type="radio"/>	<input type="radio"/>	<input type="radio"/>	<input type="radio"/>	<input type="radio"/>	<input type="radio"/>	<input type="radio"/>	<input type="radio"/>	<input type="radio"/>
9.	<input type="radio"/>	<input type="radio"/>	<input type="radio"/>	<input type="radio"/>	<input type="radio"/>	<input type="radio"/>	<input type="radio"/>	<input type="radio"/>	<input type="radio"/>


1.	<input type="radio"/>	<input type="radio"/>	<input type="radio"/>
2.	<input type="radio"/>	<input type="radio"/>	<input type="radio"/>
3.	<input type="radio"/>	<input type="radio"/>	<input type="radio"/>
4.	<input type="radio"/>	<input type="radio"/>	<input type="radio"/>
5.	<input type="radio"/>	<input type="radio"/>	<input type="radio"/>
6.	<input type="radio"/>	<input type="radio"/>	<input type="radio"/>
7.	<input type="radio"/>	<input type="radio"/>	<input type="radio"/>
8.	<input type="radio"/>	<input type="radio"/>	<input type="radio"/>
9.	<input type="radio"/>	<input type="radio"/>	<input type="radio"/>
10.	<input type="radio"/>	<input type="radio"/>	<input type="radio"/>
11.	<input type="radio"/>	<input type="radio"/>	<input type="radio"/>
12.	<input type="radio"/>	<input type="radio"/>	<input type="radio"/>
13.	<input type="radio"/>	<input type="radio"/>	<input type="radio"/>
14.	<input type="radio"/>	<input type="radio"/>	<input type="radio"/>
15.	<input type="radio"/>	<input type="radio"/>	<input type="radio"/>
16.	<input type="radio"/>	<input type="radio"/>	<input type="radio"/>
17.	<input type="radio"/>	<input type="radio"/>	<input type="radio"/>
18.	<input type="radio"/>	<input type="radio"/>	<input type="radio"/>
19.	<input type="radio"/>	<input type="radio"/>	<input type="radio"/>
20.	<input type="radio"/>	<input type="radio"/>	<input type="radio"/>
21.	<input type="radio"/>	<input type="radio"/>	<input type="radio"/>
22.	<input type="radio"/>	<input type="radio"/>	<input type="radio"/>
23.	<input type="radio"/>	<input type="radio"/>	<input type="radio"/>
24.	<input type="radio"/>	<input type="radio"/>	<input type="radio"/>
25.	<input type="radio"/>	<input type="radio"/>	<input type="radio"/>

26.	<input type="radio"/>	<input type="radio"/>	<input type="radio"/>
27.	<input type="radio"/>	<input type="radio"/>	<input type="radio"/>
28.	<input type="radio"/>	<input type="radio"/>	<input type="radio"/>
29.	<input type="radio"/>	<input type="radio"/>	<input type="radio"/>
30.	<input type="radio"/>	<input type="radio"/>	<input type="radio"/>
31.	<input type="radio"/>	<input type="radio"/>	<input type="radio"/>
32.	<input type="radio"/>	<input type="radio"/>	<input type="radio"/>
33.	<input type="radio"/>	<input type="radio"/>	<input type="radio"/>
34.	<input type="radio"/>	<input type="radio"/>	<input type="radio"/>
35.	<input type="radio"/>	<input type="radio"/>	<input type="radio"/>
36.	<input type="radio"/>	<input type="radio"/>	<input type="radio"/>

Name	ROBERT Valentin
Course	4e BLEUE - QCM Lecture - Vipère au poing
Period	
Date	vendredi 15 mai 2020

Marking instructions

- Use a 2B or HB pencil to DARKLY FILL the appropriate circles.
- Do not use blue, black, red pen or a felt tipped pen.
- If you want to change an answer, erase the original and then mark the new circle.
- DO NOT USE TICKS, CROSSES OR DOTS



Student Number

2	7							
---	---	--	--	--	--	--	--	--

0.	<input type="radio"/>	<input type="radio"/>	<input type="radio"/>	<input type="radio"/>	<input type="radio"/>	<input type="radio"/>	<input type="radio"/>	<input type="radio"/>	<input type="radio"/>
1.	<input type="radio"/>	<input type="radio"/>	<input type="radio"/>	<input type="radio"/>	<input type="radio"/>	<input type="radio"/>	<input type="radio"/>	<input type="radio"/>	<input type="radio"/>
2.	<input checked="" type="radio"/>	<input type="radio"/>	<input type="radio"/>	<input type="radio"/>	<input type="radio"/>	<input type="radio"/>	<input type="radio"/>	<input type="radio"/>	<input type="radio"/>
3.	<input type="radio"/>	<input type="radio"/>	<input type="radio"/>	<input type="radio"/>	<input type="radio"/>	<input type="radio"/>	<input type="radio"/>	<input type="radio"/>	<input type="radio"/>
4.	<input type="radio"/>	<input type="radio"/>	<input type="radio"/>	<input type="radio"/>	<input type="radio"/>	<input type="radio"/>	<input type="radio"/>	<input type="radio"/>	<input type="radio"/>
5.	<input type="radio"/>	<input type="radio"/>	<input type="radio"/>	<input type="radio"/>	<input type="radio"/>	<input type="radio"/>	<input type="radio"/>	<input type="radio"/>	<input type="radio"/>
6.	<input type="radio"/>	<input type="radio"/>	<input type="radio"/>	<input type="radio"/>	<input type="radio"/>	<input type="radio"/>	<input type="radio"/>	<input type="radio"/>	<input type="radio"/>
7.	<input type="radio"/>	<input checked="" type="radio"/>	<input type="radio"/>	<input type="radio"/>	<input type="radio"/>	<input type="radio"/>	<input type="radio"/>	<input type="radio"/>	<input type="radio"/>
8.	<input type="radio"/>	<input type="radio"/>	<input type="radio"/>	<input type="radio"/>	<input type="radio"/>	<input type="radio"/>	<input type="radio"/>	<input type="radio"/>	<input type="radio"/>
9.	<input type="radio"/>	<input type="radio"/>	<input type="radio"/>	<input type="radio"/>	<input type="radio"/>	<input type="radio"/>	<input type="radio"/>	<input type="radio"/>	<input type="radio"/>


	A	B	C
1.	<input type="radio"/>	<input type="radio"/>	<input type="radio"/>
2.	<input type="radio"/>	<input type="radio"/>	<input type="radio"/>
3.	<input type="radio"/>	<input type="radio"/>	<input type="radio"/>
4.	<input type="radio"/>	<input type="radio"/>	<input type="radio"/>
5.	<input type="radio"/>	<input type="radio"/>	<input type="radio"/>
6.	<input type="radio"/>	<input type="radio"/>	<input type="radio"/>
7.	<input type="radio"/>	<input type="radio"/>	<input type="radio"/>
8.	<input type="radio"/>	<input type="radio"/>	<input type="radio"/>
9.	<input type="radio"/>	<input type="radio"/>	<input type="radio"/>
10.	<input type="radio"/>	<input type="radio"/>	<input type="radio"/>
11.	<input type="radio"/>	<input type="radio"/>	<input type="radio"/>
12.	<input type="radio"/>	<input type="radio"/>	<input type="radio"/>
13.	<input type="radio"/>	<input type="radio"/>	<input type="radio"/>
14.	<input type="radio"/>	<input type="radio"/>	<input type="radio"/>
15.	<input type="radio"/>	<input type="radio"/>	<input type="radio"/>
16.	<input type="radio"/>	<input type="radio"/>	<input type="radio"/>
17.	<input type="radio"/>	<input type="radio"/>	<input type="radio"/>
18.	<input type="radio"/>	<input type="radio"/>	<input type="radio"/>
19.	<input type="radio"/>	<input type="radio"/>	<input type="radio"/>
20.	<input type="radio"/>	<input type="radio"/>	<input type="radio"/>
21.	<input type="radio"/>	<input type="radio"/>	<input type="radio"/>
22.	<input type="radio"/>	<input type="radio"/>	<input type="radio"/>
23.	<input type="radio"/>	<input type="radio"/>	<input type="radio"/>
24.	<input type="radio"/>	<input type="radio"/>	<input type="radio"/>
25.	<input type="radio"/>	<input type="radio"/>	<input type="radio"/>

	A	B	C
26.	<input type="radio"/>	<input type="radio"/>	<input type="radio"/>
27.	<input type="radio"/>	<input type="radio"/>	<input type="radio"/>
28.	<input type="radio"/>	<input type="radio"/>	<input type="radio"/>
29.	<input type="radio"/>	<input type="radio"/>	<input type="radio"/>
30.	<input type="radio"/>	<input type="radio"/>	<input type="radio"/>
31.	<input type="radio"/>	<input type="radio"/>	<input type="radio"/>
32.	<input type="radio"/>	<input type="radio"/>	<input type="radio"/>
33.	<input type="radio"/>	<input type="radio"/>	<input type="radio"/>
34.	<input type="radio"/>	<input type="radio"/>	<input type="radio"/>
35.	<input type="radio"/>	<input type="radio"/>	<input type="radio"/>
36.	<input type="radio"/>	<input type="radio"/>	<input type="radio"/>

Name	SAMPINO Chiara Maria
Course	4e BLEUE - QCM Lecture - Vipère au poing
Period	
Date	vendredi 15 mai 2020

Marking instructions

- Use a 2B or HB pencil to DARKLY FILL the appropriate circles.
- Do not use blue, black, red pen or a felt tipped pen.
- If you want to change an answer, erase the original and then mark the new circle.
- DO NOT USE TICKS, CROSSES OR DOTS



Student Number

2	8							
---	---	--	--	--	--	--	--	--

0.	<input type="radio"/>	<input type="radio"/>	<input type="radio"/>	<input type="radio"/>	<input type="radio"/>	<input type="radio"/>	<input type="radio"/>	<input type="radio"/>	<input type="radio"/>
1.	<input type="radio"/>	<input type="radio"/>	<input type="radio"/>	<input type="radio"/>	<input type="radio"/>	<input type="radio"/>	<input type="radio"/>	<input type="radio"/>	<input type="radio"/>
2.	<input checked="" type="radio"/>	<input type="radio"/>	<input type="radio"/>	<input type="radio"/>	<input type="radio"/>	<input type="radio"/>	<input type="radio"/>	<input type="radio"/>	<input type="radio"/>
3.	<input type="radio"/>	<input type="radio"/>	<input type="radio"/>	<input type="radio"/>	<input type="radio"/>	<input type="radio"/>	<input type="radio"/>	<input type="radio"/>	<input type="radio"/>
4.	<input type="radio"/>	<input type="radio"/>	<input type="radio"/>	<input type="radio"/>	<input type="radio"/>	<input type="radio"/>	<input type="radio"/>	<input type="radio"/>	<input type="radio"/>
5.	<input type="radio"/>	<input type="radio"/>	<input type="radio"/>	<input type="radio"/>	<input type="radio"/>	<input type="radio"/>	<input type="radio"/>	<input type="radio"/>	<input type="radio"/>
6.	<input type="radio"/>	<input type="radio"/>	<input type="radio"/>	<input type="radio"/>	<input type="radio"/>	<input type="radio"/>	<input type="radio"/>	<input type="radio"/>	<input type="radio"/>
7.	<input type="radio"/>	<input type="radio"/>	<input type="radio"/>	<input type="radio"/>	<input type="radio"/>	<input type="radio"/>	<input type="radio"/>	<input type="radio"/>	<input type="radio"/>
8.	<input type="radio"/>	<input checked="" type="radio"/>	<input type="radio"/>	<input type="radio"/>	<input type="radio"/>	<input type="radio"/>	<input type="radio"/>	<input type="radio"/>	<input type="radio"/>
9.	<input type="radio"/>	<input type="radio"/>	<input type="radio"/>	<input type="radio"/>	<input type="radio"/>	<input type="radio"/>	<input type="radio"/>	<input type="radio"/>	<input type="radio"/>


	A	B	C
1.	<input type="radio"/>	<input type="radio"/>	<input type="radio"/>
2.	<input type="radio"/>	<input type="radio"/>	<input type="radio"/>
3.	<input type="radio"/>	<input type="radio"/>	<input type="radio"/>
4.	<input type="radio"/>	<input type="radio"/>	<input type="radio"/>
5.	<input type="radio"/>	<input type="radio"/>	<input type="radio"/>
6.	<input type="radio"/>	<input type="radio"/>	<input type="radio"/>
7.	<input type="radio"/>	<input type="radio"/>	<input type="radio"/>
8.	<input type="radio"/>	<input type="radio"/>	<input type="radio"/>
9.	<input type="radio"/>	<input type="radio"/>	<input type="radio"/>
10.	<input type="radio"/>	<input type="radio"/>	<input type="radio"/>
11.	<input type="radio"/>	<input type="radio"/>	<input type="radio"/>
12.	<input type="radio"/>	<input type="radio"/>	<input type="radio"/>
13.	<input type="radio"/>	<input type="radio"/>	<input type="radio"/>
14.	<input type="radio"/>	<input type="radio"/>	<input type="radio"/>
15.	<input type="radio"/>	<input type="radio"/>	<input type="radio"/>
16.	<input type="radio"/>	<input type="radio"/>	<input type="radio"/>
17.	<input type="radio"/>	<input type="radio"/>	<input type="radio"/>
18.	<input type="radio"/>	<input type="radio"/>	<input type="radio"/>
19.	<input type="radio"/>	<input type="radio"/>	<input type="radio"/>
20.	<input type="radio"/>	<input type="radio"/>	<input type="radio"/>
21.	<input type="radio"/>	<input type="radio"/>	<input type="radio"/>
22.	<input type="radio"/>	<input type="radio"/>	<input type="radio"/>
23.	<input type="radio"/>	<input type="radio"/>	<input type="radio"/>
24.	<input type="radio"/>	<input type="radio"/>	<input type="radio"/>
25.	<input type="radio"/>	<input type="radio"/>	<input type="radio"/>

	A	B	C
26.	<input type="radio"/>	<input type="radio"/>	<input type="radio"/>
27.	<input type="radio"/>	<input type="radio"/>	<input type="radio"/>
28.	<input type="radio"/>	<input type="radio"/>	<input type="radio"/>
29.	<input type="radio"/>	<input type="radio"/>	<input type="radio"/>
30.	<input type="radio"/>	<input type="radio"/>	<input type="radio"/>
31.	<input type="radio"/>	<input type="radio"/>	<input type="radio"/>
32.	<input type="radio"/>	<input type="radio"/>	<input type="radio"/>
33.	<input type="radio"/>	<input type="radio"/>	<input type="radio"/>
34.	<input type="radio"/>	<input type="radio"/>	<input type="radio"/>
35.	<input type="radio"/>	<input type="radio"/>	<input type="radio"/>
36.	<input type="radio"/>	<input type="radio"/>	<input type="radio"/>

Name	SANTINI Victoria
Course	4e BLEUE - QCM Lecture - Vipère au poing
Period	
Date	vendredi 15 mai 2020

Marking instructions

- Use a 2B or HB pencil to DARKLY FILL the appropriate circles.
- Do not use blue, black, red pen or a felt tipped pen.
- If you want to change an answer, erase the original and then mark the new circle.
- DO NOT USE TICKS, CROSSES OR DOTS



Student Number

2	9							
---	---	--	--	--	--	--	--	--

0. 0 0 0 0 0 0 0 0
1. 1 1 1 1 1 1 1 1
2. 2 2 2 2 2 2 2 2
3. 3 3 3 3 3 3 3 3
4. 4 4 4 4 4 4 4 4
5. 5 5 5 5 5 5 5 5
6. 6 6 6 6 6 6 6 6
7. 7 7 7 7 7 7 7 7
8. 8 8 8 8 8 8 8 8
9. 9 9 9 9 9 9 9 9


1. A B C
2. A B C
3. A B C
4. A B C
5. A B C
6. A B C
7. A B C
8. A B C
9. A B C
10. A B C
11. A B C
12. A B C
13. A B C
14. A B C
15. A B C
16. A B C
17. A B C
18. A B C
19. A B C
20. A B C
21. A B C
22. A B C
23. A B C
24. A B C
25. A B C

26. A B C
27. A B C
28. A B C
29. A B C
30. A B C
31. A B C
32. A B C
33. A B C
34. A B C
35. A B C
36. A B C

Name	THOMAS Lola
Course	4e BLEUE - QCM Lecture - Vipère au poing
Period	
Date	vendredi 15 mai 2020

Marking instructions

- Use a 2B or HB pencil to DARKLY FILL the appropriate circles.
- Do not use blue, black, red pen or a felt tipped pen.
- If you want to change an answer, erase the original and then mark the new circle.
- DO NOT USE TICKS, CROSSES OR DOTS



Student Number

3	0							
---	---	--	--	--	--	--	--	--

0. 0 0 0 0 0 0 0 0
1. 1 1 1 1 1 1 1 1
2. 2 2 2 2 2 2 2 2
3. 3 3 3 3 3 3 3 3
4. 4 4 4 4 4 4 4 4
5. 5 5 5 5 5 5 5 5
6. 6 6 6 6 6 6 6 6
7. 7 7 7 7 7 7 7 7
8. 8 8 8 8 8 8 8 8
9. 9 9 9 9 9 9 9 9


1. A B C
2. A B C
3. A B C
4. A B C
5. A B C
6. A B C
7. A B C
8. A B C
9. A B C
10. A B C
11. A B C
12. A B C
13. A B C
14. A B C
15. A B C
16. A B C
17. A B C
18. A B C
19. A B C
20. A B C
21. A B C
22. A B C
23. A B C
24. A B C
25. A B C

26. A B C
27. A B C
28. A B C
29. A B C
30. A B C
31. A B C
32. A B C
33. A B C
34. A B C
35. A B C
36. A B C

Name	THOMASSIN Florine
Course	4e BLEUE - QCM Lecture - Vipère au poing
Period	
Date	vendredi 15 mai 2020

Marking instructions

- Use a 2B or HB pencil to DARKLY FILL the appropriate circles.
- Do not use blue, black, red pen or a felt tipped pen.
- If you want to change an answer, erase the original and then mark the new circle.
- DO NOT USE TICKS, CROSSES OR DOTS



Student Number

3	1							
---	---	--	--	--	--	--	--	--

0.	<input type="radio"/>	<input type="radio"/>	<input type="radio"/>	<input type="radio"/>	<input type="radio"/>	<input type="radio"/>	<input type="radio"/>	<input type="radio"/>	<input type="radio"/>
1.	<input type="radio"/>	<input checked="" type="radio"/>	<input type="radio"/>	<input type="radio"/>	<input type="radio"/>	<input type="radio"/>	<input type="radio"/>	<input type="radio"/>	<input type="radio"/>
2.	<input type="radio"/>	<input type="radio"/>	<input type="radio"/>	<input type="radio"/>	<input type="radio"/>	<input type="radio"/>	<input type="radio"/>	<input type="radio"/>	<input type="radio"/>
3.	<input checked="" type="radio"/>	<input type="radio"/>	<input type="radio"/>	<input type="radio"/>	<input type="radio"/>	<input type="radio"/>	<input type="radio"/>	<input type="radio"/>	<input type="radio"/>
4.	<input type="radio"/>	<input type="radio"/>	<input type="radio"/>	<input type="radio"/>	<input type="radio"/>	<input type="radio"/>	<input type="radio"/>	<input type="radio"/>	<input type="radio"/>
5.	<input type="radio"/>	<input type="radio"/>	<input type="radio"/>	<input type="radio"/>	<input type="radio"/>	<input type="radio"/>	<input type="radio"/>	<input type="radio"/>	<input type="radio"/>
6.	<input type="radio"/>	<input type="radio"/>	<input type="radio"/>	<input type="radio"/>	<input type="radio"/>	<input type="radio"/>	<input type="radio"/>	<input type="radio"/>	<input type="radio"/>
7.	<input type="radio"/>	<input type="radio"/>	<input type="radio"/>	<input type="radio"/>	<input type="radio"/>	<input type="radio"/>	<input type="radio"/>	<input type="radio"/>	<input type="radio"/>
8.	<input type="radio"/>	<input type="radio"/>	<input type="radio"/>	<input type="radio"/>	<input type="radio"/>	<input type="radio"/>	<input type="radio"/>	<input type="radio"/>	<input type="radio"/>
9.	<input type="radio"/>	<input type="radio"/>	<input type="radio"/>	<input type="radio"/>	<input type="radio"/>	<input type="radio"/>	<input type="radio"/>	<input type="radio"/>	<input type="radio"/>


	A	B	C
1.	<input type="radio"/>	<input type="radio"/>	<input type="radio"/>
2.	<input type="radio"/>	<input type="radio"/>	<input type="radio"/>
3.	<input type="radio"/>	<input type="radio"/>	<input type="radio"/>
4.	<input type="radio"/>	<input type="radio"/>	<input type="radio"/>
5.	<input type="radio"/>	<input type="radio"/>	<input type="radio"/>
6.	<input type="radio"/>	<input type="radio"/>	<input type="radio"/>
7.	<input type="radio"/>	<input type="radio"/>	<input type="radio"/>
8.	<input type="radio"/>	<input type="radio"/>	<input type="radio"/>
9.	<input type="radio"/>	<input type="radio"/>	<input type="radio"/>
10.	<input type="radio"/>	<input type="radio"/>	<input type="radio"/>
11.	<input type="radio"/>	<input type="radio"/>	<input type="radio"/>
12.	<input type="radio"/>	<input type="radio"/>	<input type="radio"/>
13.	<input type="radio"/>	<input type="radio"/>	<input type="radio"/>
14.	<input type="radio"/>	<input type="radio"/>	<input type="radio"/>
15.	<input type="radio"/>	<input type="radio"/>	<input type="radio"/>
16.	<input type="radio"/>	<input type="radio"/>	<input type="radio"/>
17.	<input type="radio"/>	<input type="radio"/>	<input type="radio"/>
18.	<input type="radio"/>	<input type="radio"/>	<input type="radio"/>
19.	<input type="radio"/>	<input type="radio"/>	<input type="radio"/>
20.	<input type="radio"/>	<input type="radio"/>	<input type="radio"/>
21.	<input type="radio"/>	<input type="radio"/>	<input type="radio"/>
22.	<input type="radio"/>	<input type="radio"/>	<input type="radio"/>
23.	<input type="radio"/>	<input type="radio"/>	<input type="radio"/>
24.	<input type="radio"/>	<input type="radio"/>	<input type="radio"/>
25.	<input type="radio"/>	<input type="radio"/>	<input type="radio"/>

	A	B	C
26.	<input type="radio"/>	<input type="radio"/>	<input type="radio"/>
27.	<input type="radio"/>	<input type="radio"/>	<input type="radio"/>
28.	<input type="radio"/>	<input type="radio"/>	<input type="radio"/>
29.	<input type="radio"/>	<input type="radio"/>	<input type="radio"/>
30.	<input type="radio"/>	<input type="radio"/>	<input type="radio"/>
31.	<input type="radio"/>	<input type="radio"/>	<input type="radio"/>
32.	<input type="radio"/>	<input type="radio"/>	<input type="radio"/>
33.	<input type="radio"/>	<input type="radio"/>	<input type="radio"/>
34.	<input type="radio"/>	<input type="radio"/>	<input type="radio"/>
35.	<input type="radio"/>	<input type="radio"/>	<input type="radio"/>
36.	<input type="radio"/>	<input type="radio"/>	<input type="radio"/>

Name	VARNEY Dorian
Course	4e BLEUE - QCM Lecture - Vipère au poing
Period	
Date	vendredi 15 mai 2020

Marking instructions

- Use a 2B or HB pencil to DARKLY FILL the appropriate circles.
- Do not use blue, black, red pen or a felt tipped pen.
- If you want to change an answer, erase the original and then mark the new circle.
- DO NOT USE TICKS, CROSSES OR DOTS



Student Number

3	2							
---	---	--	--	--	--	--	--	--

0. (0) (0) (0) (0) (0) (0) (0) (0) (0)
1. (1) (1) (1) (1) (1) (1) (1) (1) (1)
2. (2) (2) (2) (2) (2) (2) (2) (2) (2)
3. (3) (3) (3) (3) (3) (3) (3) (3) (3)
4. (4) (4) (4) (4) (4) (4) (4) (4) (4)
5. (5) (5) (5) (5) (5) (5) (5) (5) (5)
6. (6) (6) (6) (6) (6) (6) (6) (6) (6)
7. (7) (7) (7) (7) (7) (7) (7) (7) (7)
8. (8) (8) (8) (8) (8) (8) (8) (8) (8)
9. (9) (9) (9) (9) (9) (9) (9) (9) (9)

1. (A) (B) (C)
2. (A) (B) (C)
3. (A) (B) (C)
4. (A) (B) (C)
5. (A) (B) (C)
6. (A) (B) (C)
7. (A) (B) (C)
8. (A) (B) (C)
9. (A) (B) (C)
10. (A) (B) (C)
11. (A) (B) (C)
12. (A) (B) (C)
13. (A) (B) (C)
14. (A) (B) (C)
15. (A) (B) (C)
16. (A) (B) (C)
17. (A) (B) (C)
18. (A) (B) (C)
19. (A) (B) (C)
20. (A) (B) (C)
21. (A) (B) (C)
22. (A) (B) (C)
23. (A) (B) (C)
24. (A) (B) (C)
25. (A) (B) (C)

26. (A) (B) (C)
27. (A) (B) (C)
28. (A) (B) (C)
29. (A) (B) (C)
30. (A) (B) (C)
31. (A) (B) (C)
32. (A) (B) (C)
33. (A) (B) (C)
34. (A) (B) (C)
35. (A) (B) (C)
36. (A) (B) (C)