


*Fiche modèle 1.*




L	I	S	E
---	---	---	---




M	A	M	A	N
---	---	---	---	---




P	A	P	A
---	---	---	---



C	L	O	W	N
---	---	---	---	---




C	H	A	P	E	A	U
---	---	---	---	---	---	---



C	O	N	F	E	T	T	I
---	---	---	---	---	---	---	---

*Fiche modèle 2.*



C H A R



P R I N C E



Z O R R O



B O N B O N



S E R P E N T I N




P R I N C E S S E

**N°1:** Écris une lettre par case.  
La flèche indique la première case.

Date:




--	--	--	--



--	--	--	--	--	--	--	--



--	--	--	--	--











Prénom:

**N°2: Écris une lettre par case.**


Date:

*Fais attention à ne pas écrire deux fois la même lettre.*



--	--	--	--	--	--	--	--






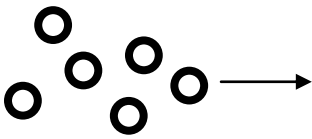

--	--	--	--

Prénom:

**N°3: Écris une lettre par case.**

Date:

*Fais attention à ne pas écrire deux fois la même lettre.*



Prénom:

**N°4: Écris une lettre par case.**

Date:

*Fais attention à ne pas écrire deux fois la même lettre.*

The crossword puzzle grid consists of the following cells:

- Vertical word 1: 1 cell (top)
- Vertical word 2: 4 cells (middle)
- Horizontal word 3: 9 cells (middle)
- Vertical word 4: 1 cell (bottom)
- Horizontal word 5: 4 cells (bottom)

Illustrations and arrows:

- A girl with a pencil pointing to the top cell of the first vertical word.
- A hat pointing to the top cell of the second vertical word.
- A group of children with balloons and a drum pointing to the top cell of the second vertical word.
- Wavy lines pointing to the first cell of the third horizontal word.
- A girl in a winter coat pointing to the first cell of the fifth horizontal word.

Prénom:

**N°5: Écris une lettre par case.**

**Date:**

*Fais attention à ne pas écrire deux fois la même lettre.*

The crossword puzzle grid consists of the following cells:

- Row 1: 8 cells
- Row 2: 1 cell (under column 2), 1 cell (under column 4), 1 cell (under column 5), 1 cell (under column 6), 1 cell (under column 7), 1 cell (under column 8)
- Row 3: 1 cell (under column 2), 1 cell (under column 3), 1 cell (under column 4), 1 cell (under column 5), 1 cell (under column 6), 1 cell (under column 7), 1 cell (under column 8)
- Row 4: 1 cell (under column 2), 1 cell (under column 3), 1 cell (under column 4), 1 cell (under column 5), 1 cell (under column 6), 1 cell (under column 7), 1 cell (under column 8)
- Row 5: 1 cell (under column 2), 1 cell (under column 3), 1 cell (under column 4), 1 cell (under column 5), 1 cell (under column 6), 1 cell (under column 7), 1 cell (under column 8)
- Row 6: 1 cell (under column 2), 1 cell (under column 3), 1 cell (under column 4), 1 cell (under column 5), 1 cell (under column 6), 1 cell (under column 7), 1 cell (under column 8)
- Row 7: 1 cell (under column 2), 1 cell (under column 3), 1 cell (under column 4), 1 cell (under column 5), 1 cell (under column 6), 1 cell (under column 7), 1 cell (under column 8)
- Row 8: 1 cell (under column 2), 1 cell (under column 3), 1 cell (under column 4), 1 cell (under column 5), 1 cell (under column 6), 1 cell (under column 7), 1 cell (under column 8)

Illustrations and arrows:

- A detective in a hat and sunglasses with an arrow pointing to the cell at Row 1, Column 2.
- A boy with a hat and glasses with an arrow pointing to the cell at Row 2, Column 5.
- A girl with a crown and a bouquet with an arrow pointing to the cell at Row 2, Column 8.
- A group of five circles with an arrow pointing to the cell at Row 3, Column 1.
- A fish with an arrow pointing to the cell at Row 4, Column 1.
- A girl in a dress with an arrow pointing to the cell at Row 7, Column 1.

**Prénom:**