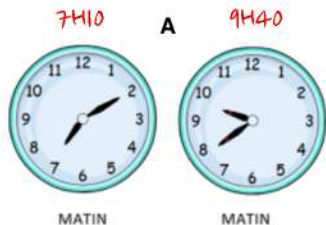
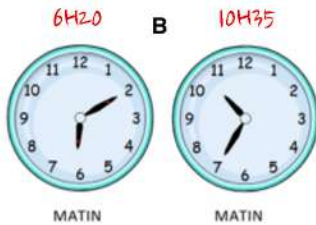


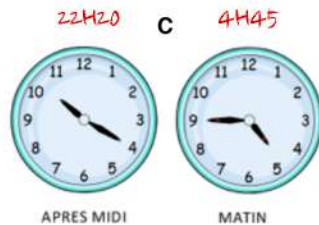
Dans chaque cas, calcule la durée qui sépare la pendule de gauche de celle de droite.
Attention, parfois les pendules indiquent l'heure du matin, parfois, celle de l'après-midi.



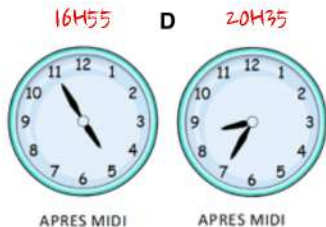
2H30



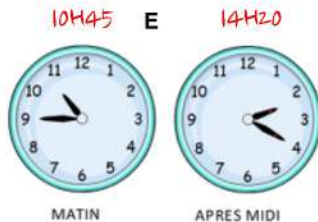
4H25



17H35



3H40



3H35