

TO MARS AND BEYOND AT-HOME PACKET



Contents

Bible Background.....	2
Craft: Clay Bots.....	3
Craft: Robot Frame.....	4-5
Science: Lava “Lamps”.....	6-7
Snack: All-in-One Robots.....	8
Reflection.....	9
Closing Prayer.....	10
Younger Elementary Fun Page.....	11
Older Elementary Fun Page.....	12
VBS Take Home Page.....	13
Coloring Page.....	14

Materials

Craft

- 🍷 plastic tablecloth
- 🍷 **Clay Bots Craft Kit**
- 🍷 sturdy paper plates
- 🍷 marker
- 🍷 **Stay-Put Stickers** and/or **Craft Theme Stickers** (optional)
- 🍷 Robot Frame template (see page 5)
- 🍷 safety scissors
- 🍷 a variety of craft supplies
- 🍷 classroom glue
- 🍷 construction paper or tagboard
- 🍷 magnet strip (optional)
- 🍷 marker

Science

- 🍷 plastic water bottle
- 🍷 vegetable or baby oil
- 🍷 liquid food coloring
- 🍷 fizzing antacid tablet, cut in four pieces

Snack

- 🍷 applesauce cups
- 🍷 100% fruit juice boxes
- 🍷 mini raisin boxes
- 🍷 optional: cheese sticks
- 🍷 tape

Bible Background

Esther 4-9

Esther was a queen, but not in the same way as Elizabeth I or Catherine the Great. Unlike these historical monarchs, Queen Esther held no power of her own, yet she had as great an impact on her people as any king or queen in history.

Esther lived in Persia during the reign of Xerxes I. She was an orphan and had been raised by her cousin, a royal guard named Mordecai. Eight years after Esther's remarkable rise to Queen, Xerxes appointed an evil man named Haman as his second-in-command. Haman had a hatred for Jews in general, and resentment against Mordecai in particular after Mordecai refused to bow down to him. As a result, Haman persuaded Xerxes to issue a decree allowing the destruction of all the Jews, disguising his intent by referring to them only as "a certain group of people" who refused to obey the king's laws (Esther 3:8).

When Mordecai learned of this, he rightly ascertained that Queen Esther was the Jews' only hope, and he asked her to appeal to the king. Queen Esther's initial response was resistance, most notably because the king could kill her for approaching him unsolicited. Mordecai responded, "If you don't speak up at this very important time, relief and rescue will appear for the Jews from another place, but you and your family will die. But who knows? Maybe it was for a moment like this that you came to be part of the royal family" (4:14).

Queen Esther saw the wisdom in Mordecai's words, and she instructed him to have their people fast with her for three days. After that, she would approach the king with boldness and accept the consequences. When the moment of truth came, Xerxes received her without punishment! Queen Esther took the opportunity to request the king's and Haman's presence at a feast she had prepared for them.

We don't know exactly why, but once she had them at her feast, Queen Esther did not reveal her concerns; she invited them to another banquet the following day. At that time, Queen Esther revealed Haman's plot, which included killing Mordecai as well as herself. Similar to Darius in Daniel's story, Xerxes was upset at what he had allowed to happen. He could not reverse the decree, so he decided to empower the Jews to fight back against any who would harm them, and to have Haman executed for his evil deeds. Mordecai and the Jews successfully defended themselves, and their people lived on in peace.

Unfortunately, hatred, prejudice, and persecution did not end with our Bible stories; there are still people today who would demean and oppress those who are different from them. Just like Queen Esther, we are called to use our position, influence, and resources to stand up for others who have less or none of those things...and just as with Queen Esther, God will be faithful to sustain us and give us boldness to go far beyond the confines of our fears and perceived limitations!



Bible Story

Queen Esther Takes a Stand

Esther 4-9

Power Launcher

Go Beyond with Boldness!

Vector Verse

Glory to God, who is able to do far beyond all that we could ask or imagine by his power at work within us.

Ephesians 3:20

Additional Bible Reading

📖 Esther 1-3

📖 Hebrews 4:14-16

📖 Teacher Tip

This Bible Background feature is a supplemental aid provided for you, the Storyteller, to give context for each session's story before you teach on it. **You may share this information with your Voyagers if desired, but it is not a recommended portion of the intended lesson.**

Cokesbury Craft Kit

Clay Bots

Purpose

Voyagers will create a theme-related craft to help them remember their time at VBS.

Ages

Appropriate for all ages. Younger Voyagers may need extra help.

Preparation

- 🌀 Cover tables with a tablecloth.
- 🌀 Open packages. Place one craft kit on a sturdy paper plate for each Voyager, and write the name of a Voyager on the edge of each plate.

Directions



Step 1: Voyagers use small amounts of the four colors of clay to mold the Clay Bot into shape. *(Encourage Voyagers to use small amounts of clay to keep it from becoming too top heavy.)*



Step 2: Place the clay on top of the plastic motor.

Step 3: Set the Clay Bots aside to dry.



Bible Story

Queen Esther Takes a Stand

Esther 4-9

Power Launcher

Go Beyond with Boldness!

Vector Verse

Glory to God, who is able to do far beyond all that we could ask or imagine by his power at work within us.

Ephesians 3:20

Materials

- 🌀 plastic tablecloth
- 🌀 Clay Bots Craft Kit
- 🌀 sturdy paper plates
- 🌀 marker

Bible Tie-in

In our Bible lesson, we discover that Queen Esther was bold and brave. Just as God was faithful to and helped Queen Esther, God will be faithful to sustain us and give us boldness to go far beyond our fears and limitations!

- 🌀 Think of a time when you witnessed someone boldly standing up for God and others. Describe that time. *(Pause for responses.)*
- 🌀 Name ways we can be bold.

Out of This World Robot Frame

Purpose

Voyagers will create a frame to help them remember the Power Launcher.

Ages

Appropriate for all ages. Younger Voyagers may need extra help.

Preparation

- ⊕ Cover tables with a tablecloth.
- ⊕ Pre-cut the robot from tagboard or construction paper (using the template) for your younger Voyagers. Make sure the Voyagers' names are on the back of the frames.
- ⊕ Set out supplies.

Directions



Step 1: Voyagers trace the robot frame on tagboard or construction paper, cut it out, and use a variety of craft supplies to decorate it.

Step 2: Glue on a picture, attach a sticker, or draw in a face.

Optional ideas.

- ⊕ Attach a magnet strip to the back of the robot frame.
- ⊕ Trace the robot frame on tagboard or construction paper and don't cut it out.



Bible Story Queen Esther Takes a Stand

Esther 4-9

Power Launcher

Go Beyond with Boldness!

Vector Verse

Glory to God, who is able to do far beyond all that we could ask or imagine by his power at work within us.


Ephesians 3:20

Materials

- ⊕ plastic tablecloth
- ⊕ **Stay-Put Stickers** and/or **Craft Theme Stickers** (optional)
- ⊕ Robot Frame template (see page 5)
- ⊕ safety scissors
- ⊕ a variety of craft supplies
- ⊕ classroom glue
- ⊕ construction paper or tagboard
- ⊕ magnet strip (optional)
- ⊕ marker

Bible Tie-in

In our Bible lesson, we discover how Queen Esther was bold. Name ways you can be bold. Use this frame to remind you to be bold and to help others.



Lava “Lamps”

I. Observation

One of the great things about VBS is taking what we learn out into our daily lives and sharing it with others. In this experiment, we will see an example of something else fun moving from one place to another!

- ⊕ Have you ever seen lava lamps? What do you already know about them?
- ⊕ (Show Voyagers the materials.) Have you seen materials like these before? How do we normally use them?

II. Question & Hypothesis

- ⊕ What do you think will happen when we combine these materials? Let’s test it!

III. Experiment

Step 1: Fill each bottle a little more than halfway with oil, then fill the rest of the way with water. Leave about an inch of room at the top.



Step 2: Add about 10 drops of food coloring.



Bible Story

Queen Esther Takes a Stand

Esther 4-9

Power Launcher

Go Beyond with Boldness!

Vector Verse

Glory to God, who is able to do far beyond all that we could ask or imagine by his power at work within us!

-Ephesians 3:20 (CEB)

Materials

- ⊕ plastic water bottle
- ⊕ vegetable or baby oil
- ⊕ liquid food coloring
- ⊕ fizzing antacid tablet, cut in four pieces

Preparation

- ⊕ Optional: Create and display a poster about effervescence.
- ⊕ Cover tables and set out materials.

Step 3: Drop tablet pieces into the bottle one at a time. What happens?

Step 4: Invite Voyagers to perform the experiment themselves. Repeat steps as time allows or until each Voyager gets a turn.

Go Beyond:

- ⊕ Repeat the same steps using a different liquids and tablets, and/or dropping in a whole tablet at a time. Does the outcome change?
- ⊕ **STEM option:** Provide materials and invite Voyagers to design and test their own bottled creations!

IV. Analyze & Apply

How Does It Work?

The oil floats on top of the water because it is less dense or lighter than water. The food coloring has the same density as the water so it sink through the oil and mixes with the water. When you add the tablet it sinks to the bottom then starts to dissolve. As it dissolves it makes a gas, carbon dioxide. Gas or air, is lighter than water so it floats to the top. The air bubbles bring some colored water with them to the top. When the air comes out of the colored water blob, the water gets heavy again and sinks. It does this over and over again until the tablet is completely dissolved.

Bible Tie-In!

Our Vector Verse says that God is able to do far beyond all that we could ask or imagine by his power at work within us. When we follow God, we can take our VBS fun and lessons BEYOND our time together to make a difference in the world!



Fresh & Healthy

All-in-One Robots

Ingredients

- 🍷 applesauce cups
- 🍷 100% fruit juice boxes
- 🍷 mini raisin boxes
- 🍷 optional: cheese sticks

⚠️ Allergen Alerts


- 🍷 Check your roster to ensure no Voyagers are sensitive/allergic to the items; substitute as needed.

Supplies

- 🍷 tape

Directions

1. Draw/glue eyes onto upside-down applesauce cups.
2. Use tape to attach applesauce cups to the tops of juice boxes upside-down.
3. Tape raisin boxes to the bottoms of juice boxes.
4. Optional: Tape individually wrapped cheese sticks to the sides for arms. Serve cold.



Bible Story

Queen Esther Takes a Stand

Esther 4-9

Power Launcher

Go Beyond with Boldness!

Vector Verse

Glory to God, who is able to do far beyond all that we could ask or imagine by his power at work within us!

-Ephesians 3:20 (CEB)

Shortcuts!

All-in-One Robots

- 🍷 Serve items unassembled
- OR -
- 🍷 Serve applesauce only with faces drawn on

Journaling

Younger Voyagers

First and second graders complete the **Younger Elementary Reproducible Fun Page** on page 11.

Now let's take another look at the Bible story.

- 1 What was the name of Queen Esther's cousin in this story? (*Mordecai*)
- 2 Mordecai told Queen Esther, "...maybe it was for a moment like this that you became part of the royal family." What do you think he meant by that?
- 3 Being bold means not being held back by our circumstances or others' expectations. How was Queen Esther bold in our story?

Queen Esther was in a unique position to stand up boldly for her people. She showed how God can do far beyond all we can ask or imagine by his power at work in us.

Speaking of seeing what God can do, who remembers what our **Vector Verse** is? (*Glory to God, who is able to do far beyond all that we could ask or imagine by his power at work within us! Ephesians 3:20*)

When you think of being bold to take a stand, think about what is unique or special about your life. You may not be a queen or a king, but you have gifts and talents you can use for God!

Older Voyagers

Third through sixth graders complete the **Older Voyager Reproducible Fun Page** on page 12.

Now let's take another look at the Bible story.

- 1 What was the name of Queen Esther's cousin in this story? (*Mordecai*)
- 2 Who created a plot to destroy Queen Esther's people? (*Haman*)
- 3 Mordecai told Queen Esther, "...maybe it was for a moment like this that you became part of the royal family." What do you think he meant by that?
- 4 Being bold means not being held back by our circumstances or others' expectations. How was Queen Esther bold in our story?
- 5 How many times did Queen Esther invite the king to a banquet before she told him about Haman's plot? (*two*) Why do you think that is?

Queen Esther was in a unique position to stand up boldly for her people. She demonstrated how God can do far beyond all we can ask or imagine by his power at work in us.

Speaking of seeing what God can do, who remembers what our **Vector Verse** is? (*Glory to God, who is able to do far beyond all that we could ask or imagine by his power at work within us! Ephesians 3:20*)

When you think of being bold to take a stand, think about what is unique or special about your life. You may not be a queen or a king, but you have gifts and talents you can use for God!

Closing Prayer

Opening Up

Encourage the Voyagers to join you in making these bold motions as you read the following body prayer.

Loving God, help us be open so we may boldly follow your will.

Give us open eyes to see you.

(make binoculars with hands and place over eyes)

Give us open ears to hear you.

(cup open hands to ears)

Give us open minds to understand you.

(hold open hands on top of head)

Give us open hearts to love you.

(place open hands over heart)

Give us open hands to serve you.

(open hands, palms facing up)

Amen.



Bible Story

Queen Esther Takes a Stand

Esther 4-9

Power Launcher

Go Beyond with Boldness!

Vector Verse

Glory to God, who is able to do far beyond all that we could ask or imagine by his power at work within us.

Ephesians 3:20

Bible Story

Queen Esther Takes a Stand. Esther 4-9

Circle all the items that do not belong in the story. How did Queen Esther use her boldness to go beyond with God?



Vector Verse

Glory to God, who is able to do far beyond all that we could ask or imagine by his power at work within us! Ephesians 3:20
 Help our spaceship make it to Mars by connecting the words of the Vector Verse in the correct order!

The maze contains the following words: GLORY, BEYOND, GLORY, US, DO, ABLE, TO, GOD, TO, POWER, IS, DO, ASK, WHO, BY, POWER, GOD, WHO, FAR, DO, ABLE, BEYOND, HIS, IMAGINE, COULD, WHO, OR, IMAGINE, WE, THAT, ALL, POWER, ASK, WHO, ASK, GLORY, FAR, EPHESIANS, AT, WORK, COULD, WITHIN, IMAGINE, EPHESIANS, ABLE, US, FAR, 3:20, WITHIN, EPHESIANS, 3:20.



TAKE-HOME PAGE



Power Launcher

GO BEYOND WITH BOLDNESS!

Bible Story

Queen Esther Takes a Stand

Esther 4-9

Because of our faith, we can be bold and stand up for God, for others, and for ourselves!

Explore where God's power can take you!



What are some ways we can go beyond with God in boldness today?

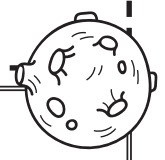
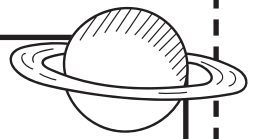
Vector Verse



Glory to God, who is able to do far beyond all that we could ask or imagine by his power at work within us! Ephesians 3:20

Science Videos

Check out the FREE Resources at CokesburyVBS.com for videos of experiments you can do at home!



**GLORY TO GOD, WHO IS ABLE TO DO FAR
BEYOND ALL THAT WE COULD ASK OR IMAGINE
BY HIS POWER AT WORK WITHIN US.**

EPHESIANS 3:20

