













			

lo	che	val
	va	che
	vo	le
	na	vi
	re	rê
	ve	vé







	che	val	
	vo	le	
	va	che	
	na	vi	re
	rê	ve	
	vé	lo	

- cheval
- vole
- vache
- navire
- rêve
- vélo






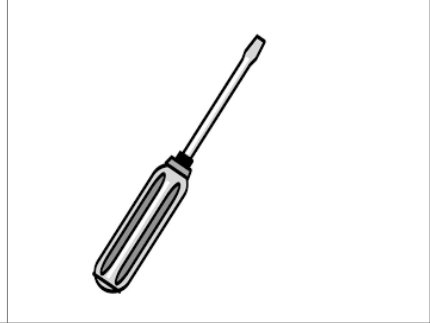


ra	che	val
chu	ru	che
te	ri	che
	cha	sse
	cho	co
	lat	pa

	che	val		
	ri	che		
	ru	che		
	cha	sse		
	cho	co	lat	
	pa	ra	chu	te

cheval
riche
ruche
chasse
chocolat
parachute



Mots de la leçon 15





il avale	un navire	la locomotive	il rêve	un tournevis
le carnaval	il vole	elle couve	le vacarme	une avenue

il avale	un navire	la locomotive	il rêve	un tournevis
le carnaval	il vole	elle couve	le vacarme	une avenue



Écris la première lettre.

c l m n p r s t v



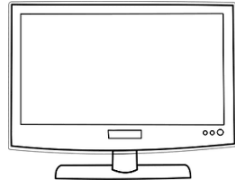
\_\_ar

\_\_ur

\_\_élo

\_\_ac

\_\_at




\_\_ull

\_\_élé

\_\_ou

\_\_oto

\_\_asse



\_\_id

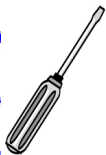

\_\_une

\_\_our

\_\_ille

\_\_uma









le carnaval – un tournevis – il vole –  
un navire – une avenue – il rêve














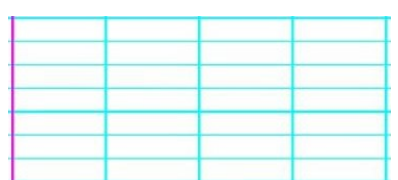


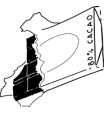

Prénom : .....

Date : .....

1. Lis les mots.

un cheval 	la pomme 	un vélo 	une tomate 
un renard 	une tortue 	le chocolat 	une souris 


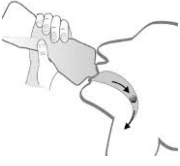


2. Reconstitue et écris les mots.

 che val 	 mme po 	 la vé 
 ris sou 	 nard re 	 tue tor 
 ma te to 	 cho lat co 	





3. Dessine.

un navire	un loup	un car
une télé	une cheminée	un ananas

Leçon 15

Leçon 15

rê

ve

a

va

le

sa

li

ve

car

na

val

cou

ve

na

vi

re

tour

ne

vis

va

car

me



vi ra

Handwriting practice grid with 4 rows and 3 columns.




lo vé

Handwriting practice grid with 4 rows and 3 columns.




re na vi

Handwriting practice grid with 4 rows and 3 columns.




le pou

Handwriting practice grid with 4 rows and 3 columns.



che va

Handwriting practice grid with 4 rows and 3 columns.



val che

Handwriting practice grid with 4 rows and 3 columns.



va re a

Handwriting practice grid with 4 rows and 3 columns.



val na car

Handwriting practice grid with 4 rows and 3 columns.



li sa ve

Handwriting practice grid with 4 rows and 3 columns.