


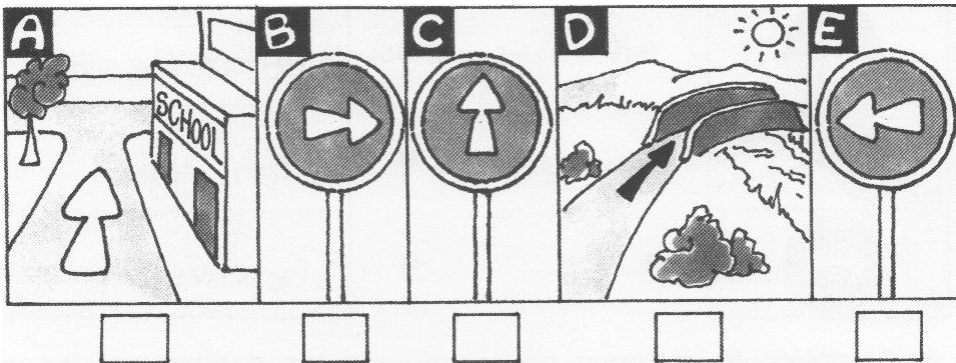
Date :

Where is the post office ?


1. Listen and repeat.



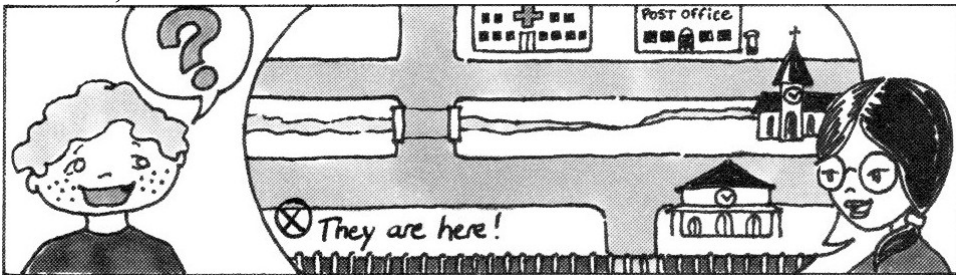
2. Put in order.



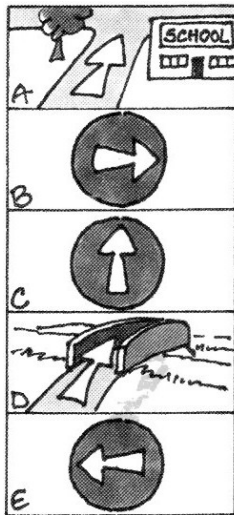
3. Right or wrong, and draw.



4. Listen, draw arrows.











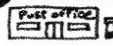

5. Match.



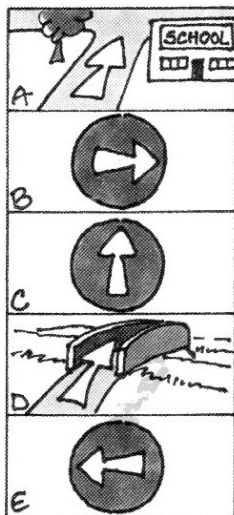
-
-
-
-
-

- | | |
|---|-------------------------|
| • | 1. Turn left. |
| • | 2. Go straight ahead |
| • | 3. Go past the school |
| • | 4. Turn right |
| • | 5. Go across the bridge |

6. Write.

Vickie: Hi Sam! Do you know where the  is?
Sam: The  Well, first, go  ahead and turn  And then, go across the 
Vickie: And after the  ?
Sam: Turn  after the  Go past the  and the  is there.
Vickie: Thank you, Sam. Bye-bye!









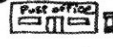

5. Match.



-
-
-
-
-

- | | |
|---|-------------------------|
| • | 1. Turn left. |
| • | 2. Go straight ahead |
| • | 3. Go past the school |
| • | 4. Turn right |
| • | 5. Go across the bridge |

6. Write.

Vickie: Hi Sam! Do you know where the  is?
Sam: The  Well, first, go  ahead and turn  And then, go across the 
Vickie: And after the  ?
Sam: Turn  after the  Go past the  and the  is there.
Vickie: Thank you, Sam. Bye-bye!