

Prénom :

Écrire des mots avec

p




Date :

1 Pour chaque colonne, entoure les dessins contenant la syllabe demandée :

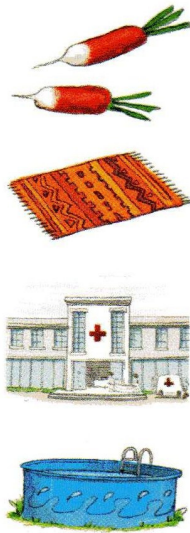
pa



pe



pi



po



pu



pou



2 Complète avec les syllabes suivantes :

pa pe pi po pu pou



un cha\_\_teau



une \_\_naise



une \_\_belle



un \_\_llon



un \_\_tiron



un \_\_rasol



une \_\_le



une tou\_\_e

Prénom :

Étudier

le son

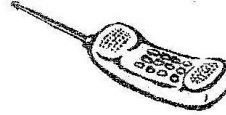
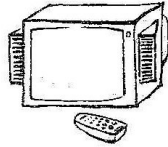

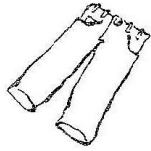


p P p P

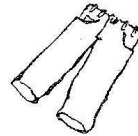



Date :

1 Colorie les images où tu entends "p" :



2 Colorie les syllabes où tu entends "p" :



3 Entoure lorsque tu vois : p P p P

b

d

p

p

P

d

P

q

p

P

q

d

p

q

p

p

b

4 Colorie la même syllabe que le modèle :

pa

ba

pa

pa

pa

da

pa

qa

pa

ja

pu

qu

pu

pu

du

pu

qu

du

ju

pu

Prénom :

Étudier




p P p P



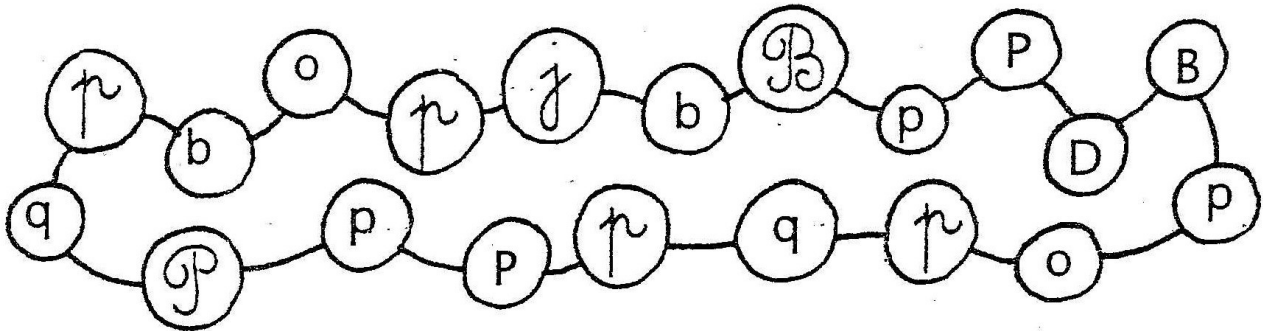
Date :

le son


1 Colorie les images où tu entends "p" :




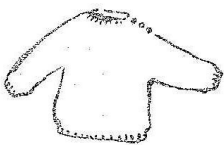
2 Entoure lorsque tu vois : p P p P



3 Complète avec : pa - pi - pu



des tins des cham gnons un pillon une pe



un ll un nier un rachute un rate




Prénom :

Écrire




p P p P


Date :





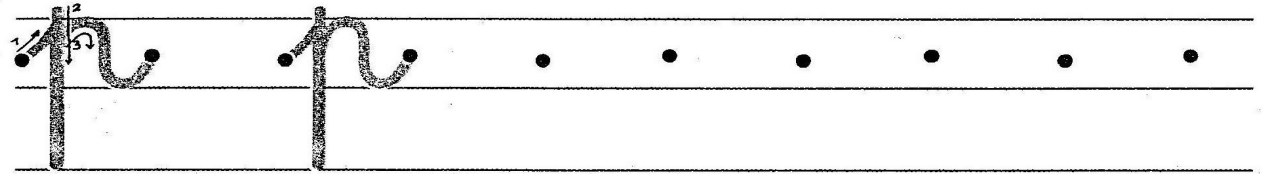
une poule




Repasse et termine la frise



Repasse et continue.



continue et colorie :



Prénom :

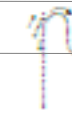
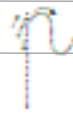
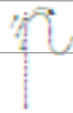
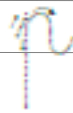
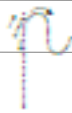
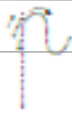
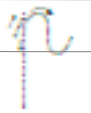
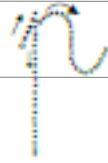
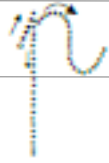
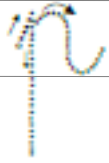
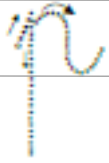
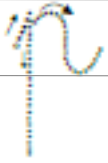
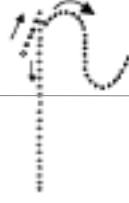
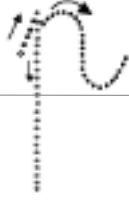

Écrire



p P p P

Date :

1 Écriture du p :



2 Colorie selon le code :

<b>P</b>	<b>p</b>	<b>P</b>	<b>p</b>
noir	bleu clair	vert foncé	rose clair



Prénom :

Ecrire des mots avec pr, pl ...

Date :

1 Complète avec :

la / al

un chev.....



un .....vabo



un .....pin



un journ.....



ma.....de



li / il

du f.....



un .....t



le sourc.....



le .....vre

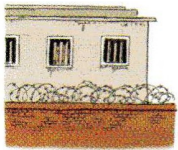


une p.....e

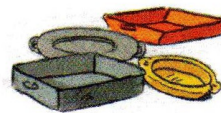


2 Complète avec les syllabes :

par - pla - pal - pri



une \_\_\_\_\_son



des \_\_\_\_\_ts




un \_\_\_\_\_mier



le \_\_\_\_\_x




du \_\_\_\_\_fum



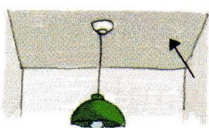
une \_\_\_\_\_ge



un \_\_\_\_\_card



une \_\_\_\_\_se



un \_\_\_\_\_fond



un \_\_\_\_\_king