


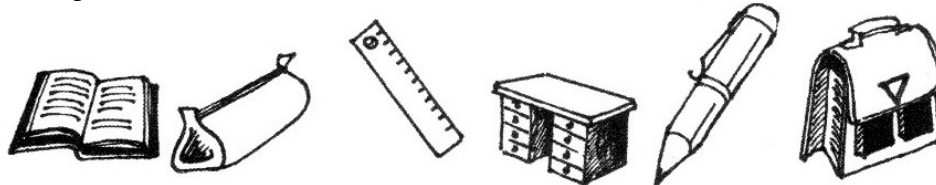
Date : .....

In the classroom.


1. Look and listen.



2. Repeat.



3. Put in order.


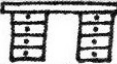






4. Draw a object.

5. BINGO !

--	--	--

6. Listen. The object is it draw? Write *yes* or *no*.

	No		
			
			

7. Listen and look.



It's a ruler.

It's a pen.

It's a pencil case.

It's a book.

It's a desk.

It's a bag.

8. Read.

It's a pen. It's a ruler. It's a desk. It's a pencil case. It's a bag. It's a book.

9. Draw and find it.

**PEN**  
BOOK

**RULER**  
DESK

**PENCIL CASE**  
BAG

A	I	K	X	D	E	E	T
H	B	O	C	V	B	S	O
G	R	O	U	D	A	A	U
R	U	B	B	E	R	C	G
J	L	T	S	S	O	L	A
P	E	N	L	K	P	I	F
K	R	R	M	N	Q	C	H
K	J	F	S	G	X	N	C
S	U	O	K	Y	W	E	B
M	U	E	Y	R	A	P	J

9. Draw and find it.

**PEN**  
BOOK

**RULER**  
DESK

**PENCIL CASE**  
BAG

A	I	K	X	D	E	E	T
H	B	O	C	V	B	S	O
G	R	O	U	D	A	A	U
R	U	B	B	E	R	C	G
J	L	T	S	S	O	L	A
P	E	N	L	K	P	I	F
K	R	R	M	N	Q	C	H
K	J	F	S	G	X	N	C
S	U	O	K	Y	W	E	B
M	U	E	Y	R	A	P	J

9. Draw and find it.

**PEN**  
BOOK

**RULER**  
DESK

**PENCIL CASE**  
BAG

A	I	K	X	D	E	E	T
H	B	O	C	V	B	S	O
G	R	O	U	D	A	A	U
R	U	B	B	E	R	C	G
J	L	T	S	S	O	L	A
P	E	N	L	K	P	I	F
K	R	R	M	N	Q	C	H
K	J	F	S	G	X	N	C
S	U	O	K	Y	W	E	B
M	U	E	Y	R	A	P	J