


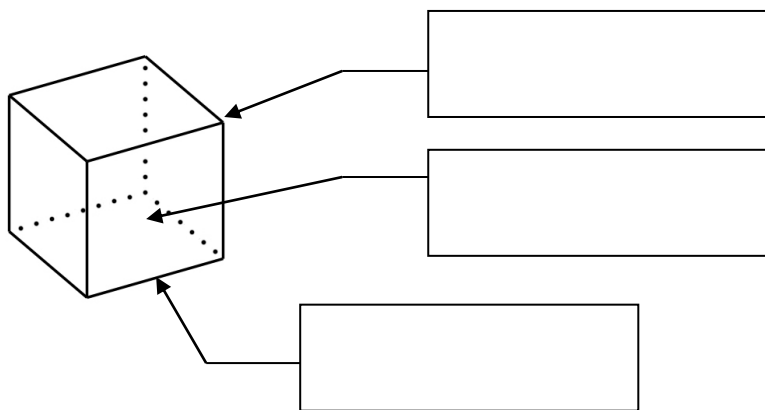


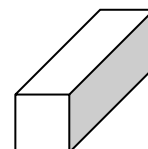
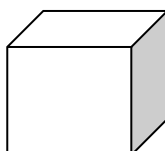
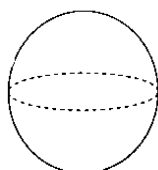
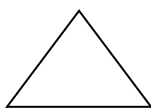
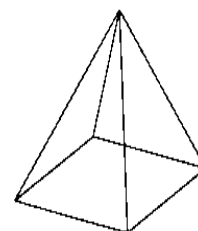
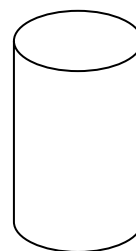
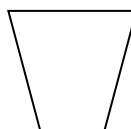
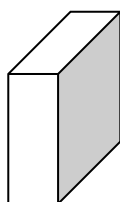

1 Ecris en dessous de chaque objet de quel solide il s'agit. (sphère, cylindre, cube, pavé, pyramide ou cône)








2 Ecris les noms indiqués par les flèches : sommet – arête - face



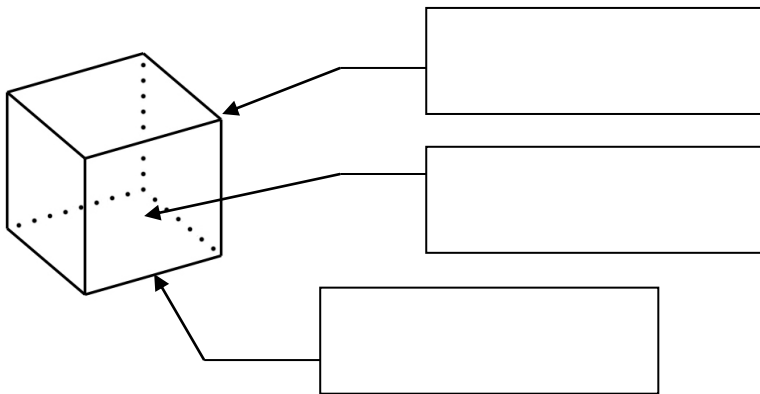
3 Colorie les figures qui sont des solides



1 Ecris en dessous de chaque objet de quel solide il s'agit. (sphère, cylindre, cube, pavé, pyramide ou cône)



2 Ecris les noms indiqués par les flèches : sommet – arête - face



3 Colorie les figures qui sont des solides

