






a a A




a A




b b B




b B




c c C



c c




d d D




d D



e e E






f


f

F




f

F



g g G




g g



h h H

A handwriting practice section featuring three horizontal lines: a top blue line, a middle green line, and a bottom brown line. On the left side, there are three small illustrations: a blue bird, a butterfly, and a mole. In the center, the cursive lowercase letter 'h' is written between the green and brown lines. To its right, the cursive uppercase letter 'H' is written between the blue and brown lines. A red horizontal line runs along the bottom of the entire page.





i

i





I




i I




z z z


	
	
	




k k K




k K



L l L

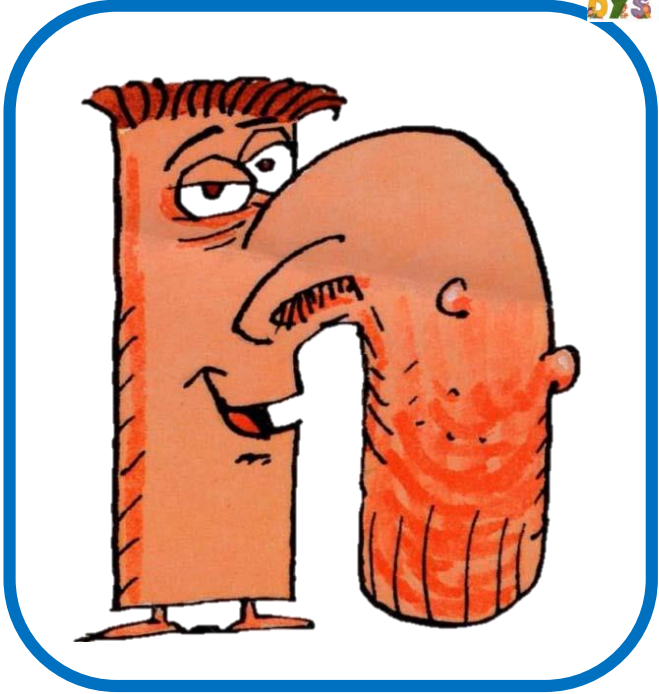


l L



m m M

A handwriting practice section featuring three horizontal lines: a top blue line, a middle green line, and a bottom brown line. A vertical orange line is on the left. Three small illustrations are stacked vertically on the left: a blue bird, a butterfly, and a mole. In the center, the lowercase letter 'm' and the uppercase letter 'M' are written in a thick, black, cursive font.



n n N


A handwriting practice section featuring three horizontal lines: a top blue line, a middle green line, and a bottom red line. On the left side, there are three small illustrations: a blue bird, a butterfly, and a mole. To the right of these illustrations, the lowercase letter 'n' and the uppercase letter 'N' are written in a thick, black, cursive font, spanning between the green and red lines.



O


o

O



o

O




p p P



р Р






q q Q



q Q




r r R




r R



s s S




s s



t


+

T




t


T




u u U



u u



v v V



v v




w w W

A handwriting practice section. On the left, there is a vertical strip of three small illustrations: a blue bird, a brown mouse holding a purple butterfly, and a black mole with its hands raised. To the right of this strip is a large cursive lowercase 'w' and an uppercase 'W' written in black ink. The letters are positioned between a blue top line, a green middle line, and a brown bottom line. A red line is at the very bottom of the page.




X X X




x

X





y y Y



y y



z z Z



z Z