

# TO MARS AND BEYOND AT-HOME PACKET



## Contents

Bible Background .....	2
Craft: Wind Chimes .....	3
Craft: Lion Mask .....	4-5
Science: Balloon Starships .....	6-7
Snack: Lion Face Crackers .....	8
Reflection .....	9
Closing Prayer .....	10
Younger Elementary Fun Page .....	11
Older Elementary Fun Page .....	12
VBS Take Home Page .....	13
Coloring Page.....	14

## Materials

### Craft

- 🌀 plastic tablecloth
- 🌀 **Wind Chimes Craft**
- 🌀 an assortment of items to decorate wind chimes, such as colorful tape, stickers, markers and crayons, etc.
- 🌀 large white paper plate
- 🌀 construction paper (red, orange, and yellow) cut into lion ears and into 3½-by-1½ strips
- 🌀 yellow markers, crayons, or watercolors
- 🌀 jumbo craft sticks
- 🌀 classroom glue
- 🌀 unsharpened pencils
- 🌀 black markers
- 🌀 scissors

### Science

- 🌀 balloons
- 🌀 2 sturdy chairs
- 🌀 a roll of string or twine
- 🌀 binder clips
- 🌀 plastic drinking straws
- 🌀 strong tape

### Snack

- 🌀 graham crackers
- 🌀 small pretzel sticks
- 🌀 small pretzel twists
- 🌀 raisins or chocolate chips
- 🌀 marshmallow fluff

# Bible Background

## Daniel 6

The Book of Daniel takes place in Babylon during the captivity of the Jews. King Nebuchadnezzar conquered Jerusalem in 605 BC and took many of its people, including Daniel, back to Babylon. Once in Babylon, Daniel was one of a handful of young exiles selected to serve the king personally. Though these Judeans impressed their supervisors with wisdom and skill, they also clashed often over religious matters. Time after time, the faith of Daniel and his friends was called into competition against the rules and rulers of the land, and God proved faithful each time to help them rise above in amazing ways.

In 539 BC, Daniel came to serve under his third king, known in this telling as Darius the Mede. Daniel impressed King Darius and quickly rose through the ranks from wise man to governor to soon-to-be second-in-command. This threatened the other leaders such that they began to look for ways to get Daniel in trouble. Since Daniel had no record of “negligence or corruption” (Daniel 6:4), they schemed to use his faith—publicly known and proven to be of highest importance to Daniel—against him. They advised Darius to establish a law making it illegal for anyone to say a prayer to any “god or human being” other than the king (6:7), the punishment for which would be death in a den of lions.

Daniel’s next move was one of great faith: “When Daniel learned that the document had been signed, he...knelt down, prayed, and praised his God three times that day, just as he always did” (6:10). Daniel knew his relationship with God was the very thing that had brought him wisdom, strength, and happiness in all circumstances. He trusted God to continue to take care of him even in the face of his enemies’ schemes.

King Darius was dismayed and did not want to throw Daniel to the lions, but he had no choice. So it was that, in the midst of this horrible turn of events came a remarkable moment; this king who previously had no allegiance to God suddenly made a strong statement of faith to Daniel that “God—the one you serve so consistently—will rescue you” (6:16), and that is exactly what happened. The next morning, verse 23 tells us, “Daniel was lifted out. Not a scratch was found on him, because he trusted in his God.”

It is important to note that, while Scripture testifies to many such miraculous rescues at God’s hands, there are plenty of other examples where God’s people suffered and died for their faith (see Acts 7:54-60, among others). God’s love and protection do not always mean we will be spared from consequences, pain, or even physical death. We trust God not for a specific desired outcome, but that God can take anything the world throws at us and make it work for our good. Like Daniel, we can trust God to help us rise above and beyond the world’s schemes and to do amazing things in and through our lives!



### Bible Story Daniel Trusts God in the Lions’ Den

Daniel 6

### Power Launcher Go Beyond with Faith!

### Vector Verse

Glory to God, who is able to do far beyond all that we could ask or imagine by his power at work within us.

Ephesians 3:20

### Additional Bible Reading

- 📖 Daniel 1
- 📖 Romans 8:28

### 📌 Teacher Tip

This Bible Background feature is a supplemental aid provided for you, the Storyteller, to give context for each session’s story before you teach on it. **You may share this information with your Voyagers if desired, but it is not a recommended portion of the intended lesson.**

# Cokesbury Craft

## Wind Chimes

### Purpose

Voyagers will create a theme-related craft to help them remember their time at VBS.

### Ages

Appropriate for all ages. Preschooler Voyagers may need extra help, since it requires fine-motor skills.

### Preparation

- ⊕ Cover tables with a tablecloth.
- ⊕ Open packages. Set out supplies and one kit per Voyager.

### Directions



**Step 1:** Voyagers decorate the wooden wind chime as desired, using markers and/or crayons. Additional items can be used to complete the wind chime.

**Step 2:** Make sure the Voyager's name is on the back of the wind chime.

### Craft Tip

There are three different designs for the wind chimes.



**Bible Story**  
Daniel Trusts God in the  
Lions' Den  
Daniel 6

**Power  
Launcher**  
Go Beyond with Faith!

**Vector  
Verse**  
Glory to God, who is able  
to do far beyond all that  
we could ask or imagine  
by his power at work  
within us.  
Ephesians 3:20

**Materials**

- ⊕ plastic tablecloth
- ⊕ **Wind Chimes Craft**
- ⊕ an assortment of items to decorate wind chimes, such as colorful tape, stickers, markers and crayons, etc.

**Teacher Tip**  
Crayons work best.  
Marker colors sometimes bleed.

# Bible Blast Craft School-Aged Adaptation

## Lion Mask


### Purpose

Voyagers will create a mask to help them to remember the Bible story.


### Preparation

- ⊕ Cover tables with a tablecloth.
- ⊕ Pre-cut large white paper plates into two sections.
- ⊕ Pre-cut patterns of the eyes for Voyagers to trace, or pre-cut the eye shapes in the paper plates.
- ⊕ Pre-cut construction paper strips to create the mane.
- ⊕ Pre-cut ear and mouth shapes from construction paper.
- ⊕ Set out supplies.

### Directions



**Step 1:** Flip the half plate so that the back is used for the front of the mask and the curve is at the top. Voyagers use a yellow marker, crayon, or watercolors to fill in the paper plate.



**Step 2:** Voyagers use an unsharpened pencil to curl up the paper strips. Cut a small slit in the bottom of each strip to create fullness in the mane.



**Bible Story**  
**Daniel Trusts God in the  
Lions' Den**  
Daniel 6

**Power  
Launcher**  
Go Beyond with Faith!

**Vector  
Verse**  
Glory to God, who is able  
to do far beyond all that  
we could ask or imagine  
by his power at work  
within us.  
Ephesians 3:20


- Materials**
- ⊕ plastic tablecloth
  - ⊕ large white paper plate
  - ⊕ construction paper (red, orange, and yellow) cut into lion ears and into 3½-by-1½ strips.
  - ⊕ yellow markers, crayons, or watercolors
  - ⊕ jumbo craft sticks
  - ⊕ classroom glue
  - ⊕ unsharpened pencils
  - ⊕ black markers
  - ⊕ scissors




**Step 3:** Voyagers glue the curled paper strips to the back of the plate. Make sure strips go across the entire curved edge of the plate.



**Step 4:** Voyagers trace the eye shapes on the plate and cut them out. Trace a black line around the eye shapes. (These steps could be done in advance of VBS.)



**Step 5:** Voyagers glue on the nose (triangle and rectangle) and the mouth (2 circles). Glue a jumbo craft stick to the back of the bottom edge of the mask.



### **Bible Tie-in**

Remind Voyagers of the Bible story. Talk about how Daniel had to have faith in God that he would be safe and that the lions would not hurt him.

- 🌀 **How do you think Daniel felt in that den of lions?**
- 🌀 **Imagine how you would have felt. Think of times when you prayed to God and had faith that God would help you.**

# Quick & Easy Balloon Starships

## I. Observation

SAY SOMETHING LIKE: **At our To Mars and Beyond VBS, we are learning how to go beyond with God. Here at the Science Station, we will take seemingly ordinary things and go beyond with them to make and learn extraordinary things!**

ASK:

⊕ (Show Voyagers the materials.) **Have you seen items like these before? What do you already know about them?**

## II. Question & Hypothesis


⊕ **Do you think we can make a starship out of balloons? If we could, how far do you think it would fly? Let's test it!**

## III. Experiment

**Step 1:** Tie string to the top of one chair (at the height of about three feet, if possible). Leave the other end loose.

**Step 2:** Inflate a balloon and seal the air inside by folding the neck over and clamping it shut with a binder clip.

**Step 3:** Keeping the balloon sealed, tape a straw to your inflated balloon. Make sure the straw and the nozzle of the balloon are parallel to each other.



**Bible Story**  
**Daniel Trusts God in the Lions' Den**  
Daniel 6

**Power Launcher**  
Go Beyond with Faith!

**Vector Verse**  
Glory to God, who is able to do far beyond all that we could ask or imagine by his power at work within us!  
-Ephesians 3:20 (CEB)

**Materials**

- ⊕ balloons
- ⊕ 2 sturdy chairs
- ⊕ a roll of string or twine
- ⊕ binder clips
- ⊕ plastic drinking straws
- ⊕ strong tape

**⚠ Safety Tip!**  
**Use non-latex balloons for Voyagers or Leaders with latex allergy!**

**Preparation**

- ⊕ Set out materials.



**Step 4:** Thread the loose end of your string through the straw so the neck of the balloon is facing towards you. Pull your string taut and tie it to the same position on your second chair.

**Step 5:** Count down to zero, and let the starship fly! What happens? Mark the point on the string at which the balloon stopped.

**Step 6:** Invite Voyagers to perform the experiment themselves. Repeat steps until each Voyager gets a turn.



### Go Beyond:

- ⊕ Use a measuring tape to record your balloon starship's circumference. Keep conducting trials using balloons inflated to progressively bigger circumferences. What happens?
- ⊕ **STEM option:** Provide materials such as paper, index cards, paper cone cups, etc. and invite Voyagers to see what modifications they can make to their rockets to make them go even further!

## IV. Analyze & Apply

### How Does it Work?

Newton's Third Law says, "For every action there is an equal and opposite reaction." This means that, when you push on something, it pushes back just as hard. All known spacecrafts—including our balloon starships!—work by pushing gas through their nozzles forcefully, which pushes the spacecraft in the other direction. While all of our balloons pushed air out at roughly the same speed, the bigger balloons had more "fuel," allowing them to exert force that was stronger and/or lasted longer.

### Bible Tie-In!

SAY SOMETHING LIKE: **Using science to go beyond in our experience of creation helps us to learn more about God. Even the most ordinary things—balloons, air, and the sky above—become extraordinary when we look at them through the lenses of the scientific method and our faith in the Creator!**

# Fun & Easy Lion Face Crackers

## Ingredients

- 🍪 graham crackers
- 🍪 small pretzel sticks
- 🍪 small pretzel twists
- 🍪 raisins or chocolate chips
- 🍪 marshmallow fluff

## ⚠️ Allergen Alerts

- 🍪 Gluten: Substitute gluten-free crackers and pretzels.

## Directions

1. Break cracker in half. Spread about 2 tablespoons of sunflower seed butter on one square.
2. Create mane by fanning pretzel sticks around the edge of the square in the sunflower butter. Press plain square on top to hold in place.
3. Create face using dollops of sunflower butter to place raisins for eyes and a pretzel twist for the muzzle. Stick a raisin in the top of the twist for a nose.



**Bible Story**  
**Daniel Trusts God in the  
Lions' Den**  
Daniel 6

**Power  
Launcher**  
Go Beyond with Faith!

**Vector  
Verse**  
Glory to God, who is able  
to do far beyond all that  
we could ask or imagine  
by his power at work  
within us!  
-Ephesians 3:20 (CEB)

**Shortcuts!**  
**Graham Cracker Lions**  
🍪 Substitute animal  
crackers with lions in  
the mix.  
**Veggies & Hummus  
Lion**  
🍪 Use pre-cut vegetable  
strips.



# Journaling

## Younger Voyagers

First and second graders complete the **Younger Elementary Reproducible Fun Page** on page 11.

As Voyagers are journaling, discuss:

- ⊕ **What was the name of the King for whom Daniel worked?** (*Darius*)
- ⊕ **How did the other officers of King Darius try to get Daniel in trouble?** (*They tricked him into passing a law that made praying to anyone but the king a crime.*)
- ⊕ **When Daniel learned about the law, what did he do?** (*He prayed to God anyway.*) **What do you think he prayed for?**

**Daniel lived out his faith in God by praying to God and giving glory to God in the way he lived and did his job. God was faithful to Daniel by keeping him safe in the pit of lions.**

**Speaking of having faith and giving glory to God, who can say our Vector Verse with me?** *Glory to God, who is able to do far beyond all that we could ask or imagine by his power at work within us! -Ephesians 3:20*

**If you wonder how you can have faith, remember it's not something you have to do alone. As the Vector Verse says, God is able to help us by God's power at work within us!**

## Older Voyagers

Third through sixth graders complete the **Older Voyager Reproducible Fun Page** on page 12.

As Voyagers are journaling, discuss:

- ⊕ **What was the name of the King for whom Daniel worked?** (*Darius*)
- ⊕ **Daniel was one of the king's main officers. How many main officers were there?** (*three*)
- ⊕ **How did the other officers of King Darius try to get Daniel in trouble?** (*They tricked him into passing a law that made praying to anyone but the king a crime.*)
- ⊕ **Why did they try to get Daniel into trouble?** (*because King Darius was going to put Daniel in charge of the whole kingdom*)
- ⊕ **When Daniel learned about the law, what did he do?** (*He prayed to God anyway.*) **If you were Daniel, what would you have prayed for?**

**Daniel lived out his faith in God by praying to God and giving glory to God in the way he lived and did his job. God was faithful to Daniel by keeping him safe in the pit of lions.**

**Speaking of having faith and giving glory to God, who can say our Vector Verse with me?** *Glory to God, who is able to do far beyond all that we could ask or imagine by his power at work within us! -Ephesians 3:20*

**If you wonder how you can have faith, remember it's not something you have to do alone. As the Vector Verse says, God is able to help us by God's power at work within us!**

# Closing Prayer

## No Worries!

Think about something you are really worried about. It could be the dark, a bully, disappointing a grown-up you love, going to a new place and not knowing anybody...anything.

Now place your hands on either side of your head.

Gently rub your temples.

Pretend you are bringing all the worry to the surface, and pull it away from your head with both hands.

Now pretend to roll the worry into a ball with your hands. Keep rolling that worry ball smaller and smaller, until it's the size of a little marble. Keep rolling the worry ball smaller, and smaller, and smaller...until it completely disappears.

Now repeat after me:

**Every last worry** (*Voyagers repeat.*)

**Every last care** (*Voyagers repeat.*)

**I give them to you, Lord** (*Voyagers repeat.*)

**I give them in prayer.** (*Voyagers repeat.*)

**Amen.** (*Voyagers repeat.*)



## Bible Story

Daniel Trusts God in the  
Lions' Den

Daniel 6

## Power Launcher

Go Beyond with Faith!

## Vector Verse


Glory to God, who is able  
to do far beyond all that  
we could ask or imagine  
by his power at work  
within us.

Ephesians 3:20

# Bible Story

## Daniel Trusts God in the Lions' Den (Daniel 6)

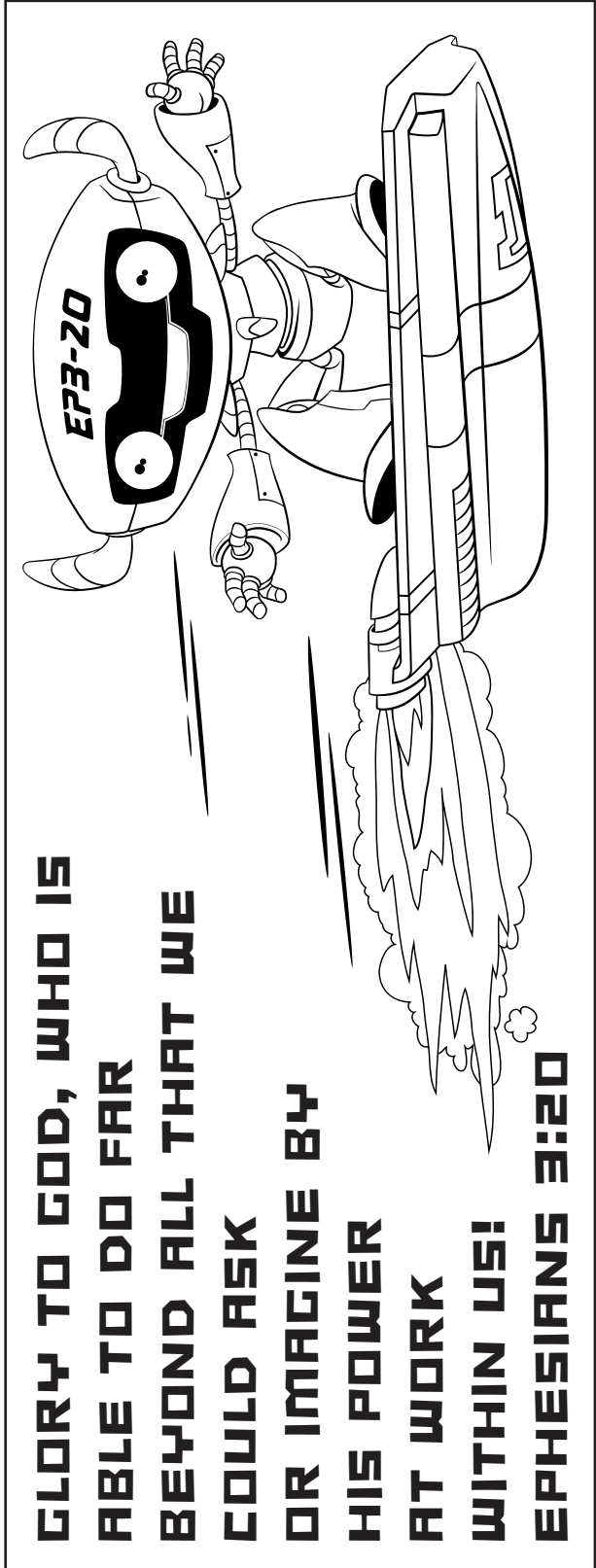

Use a crayon to circle 15 differences between the two pictures. How did Daniel go beyond with his faith in God?



Vector Verse

Glory to God, who is able to do far beyond all that we could ask or imagine by his power at work within us! Ephesians 3:20

Decorate your Vector Verse bookmarks. Cut them out and laminate or glue onto card stock. Share God's love and promises by keeping one bookmark and giving one away to someone else!





# TAKE-HOME PAGE



Power Launcher

**GO BEYOND WITH FAITH!**

## Bible Story

**Daniel Trusts God in the Lions' Den**

### Daniel 6

No matter what circumstances we face, we can always have faith in God to help us in amazing ways!

Explore where God's power can take you!



**What are some ways we can go beyond with our faith in God today?**

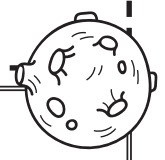
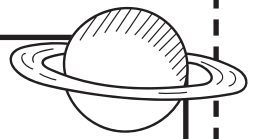
## Vector Verse




**Glory to God, who is able to do far beyond all that we could ask or imagine by his power at work within us! Ephesians 3:20**

## Science Videos

Check out the FREE Resources at [CokesburyVBS.com](http://CokesburyVBS.com) for videos of experiments you can do at home!





Glory to God, who is able to do  
far beyond all that we could ask  
or imagine by his power at work  
within us! Ephesians 3:20