












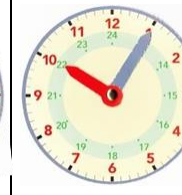



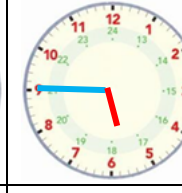
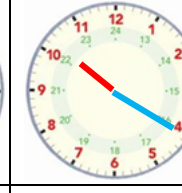
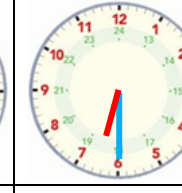
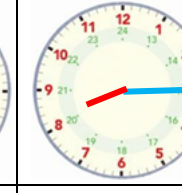





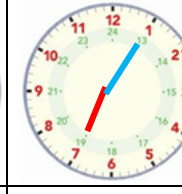
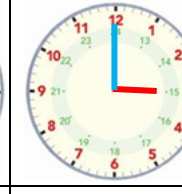
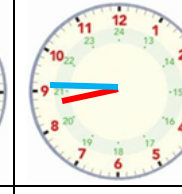
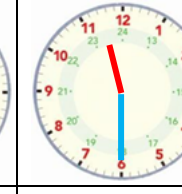
1. Ecris l'heure sous chaque horloge :

						
2 h 00 ou 14 h 00	9 h 30 ou 21 h 30	8 h 20 ou 20 h 20	5 h 00 ou 17 h 00	3 h 45 ou 15 h 45	00 h 30 ou 12 h 30	6 h 05 ou 18 h 05

						
4 h 00 ou 16 h 00	7 h 30 ou 19 h 30	11 h 35 ou 23 h 35	5 h 50 ou 17 h 50	2 h 30 ou 14 h 30	00 h 15 ou 12 h 15	10 h 05 ou 22 h 05

2. Dessine les aiguilles (l'aiguille qui indique les heures doit être plus petite que celle qui indique les minutes) :

						
7 h 00	3 h 30	11 h 00	5 h 45	10 h 20	6 h 30	8 h 15

						
9 h 00	5 h 15	4 h 30	7 h 05	3 h 00	8 h 45	11 h 30