

JEU DE L'ORDRE LES PINGOUINS

Niveau : PS et MS

Objectif : Situer des objets les uns par rapport aux autres. Reproduire une suite.

Préparation du matériel :

- Imprimer les pages qui vous intéressent en deux exemplaires. Le premier exemplaire pour obtenir les bandes modèles et le deuxième pour obtenir les cartes.
- Plastifier et découper.

Jeu 1 : mettre la bande modèle sur la table en position horizontale et faire reproduire le modèle en dessous. Les cartes étant étalées sur la table.







Jeu 2 : mettre la bande modèle en position verticale et faire reproduire le modèle à l'horizontale.

Jeu 3 : mettre la bande modèle éloignée de l'élève. L'élève doit se déplacer, mémoriser et reproduire le modèle.







Le jeu se décline en plusieurs niveaux :

- 3 cases (6 modèles disponibles) PS jeu 1-2-3 et MS jeu 3
- 5 cases (7 modèles disponibles) PS jeu 1-2 et MS jeu 3
- 6 cases (7 modèles disponibles) PS jeu 1-2 et MS jeu 1-2
- 8 cases (6 modèles disponibles) PS jeu 1 et MS jeu 1-2







Bandes modèles 3 cases





Bandes modèles 3 cases







Bandes modèles 3 cases




Bandes modèles 6 cases
















Bandes modèles 5 cases









Bandes modèles 8 cases

