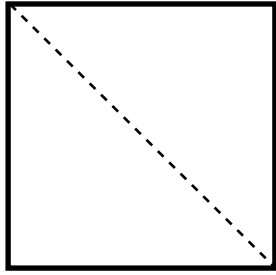
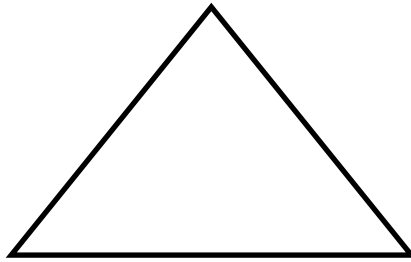


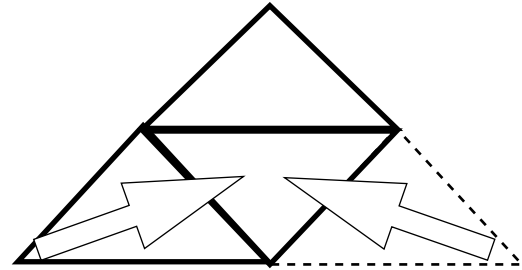
**1** A partir d'une feuille A4, faire un carré



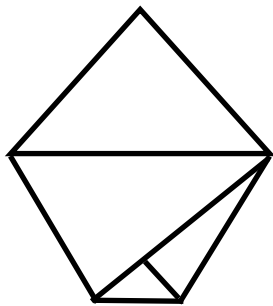
**2** Pliez ce carré en 2, vous avez un triangle



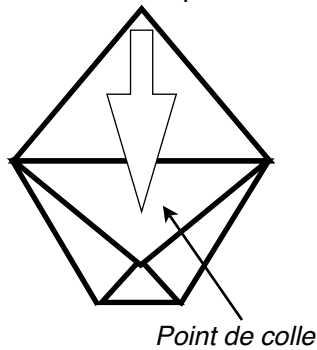
**3** Pliez chaque pointe basse de ce triangle



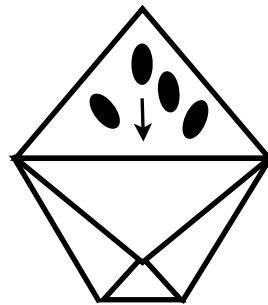
**4** Voici le pliage **3** une fois terminé



**5** Pliez une des pointes du triangle du haut, collez cette pointe



**6** Verser vos graines



**7** Pour fermer, pliez la pointe

