



ELEMENTARY ACTIVITY BOOKLET

August 10 - August 14



Families, welcome to Concrete and Cranes Virtual Bible School! This summer is a little different, but is still going to be amazing. As we learn about building our lives on a strong foundation of Jesus, you and your family have an opportunity to explore the Bible through lots of fun activities.

Each day there will be two videos you can watch, Worship Rally & Bible Study. You can find these videos by visiting <https://www.springvalleybaptist.com/vbs>. This link will take you directly to where you can find these videos as well as links to our printable packets and resources.

With the Tool Kit you received there are lots of resources. The main resource is this activity guide. This is a helpful resource for following along with the Bible stories and craft time. Speaking of crafts, some of these will need some extra hands and assistance. Take this opportunity to have fun and build away with your little ones. This is even a great time to talk about what they learned in Bible study or practice saying the key verse. We know that VBS wouldn't be the same without it, so we've included snack and recreation options for you as well.

Here's a good schedule to follow: Start your day with the Worship Rally video. From there you can move on to the Bible Study video and then the activity and craft. On Day 4, an extra video is included that shares the Gospel presentation. This will be a good time to talk with your child about becoming a Christian. If you would like assistance, please contact Mrs. Allyson and she would be thrilled to share with your child!

Phone: (803)736-0624

Email: akelly@springvalleybaptist.com

We can't wait to see you on the job site!



CHECK
THIS
OUT!

this week's
motto

JESUS!
OUR STRONG
FOUNDATION!

our key
verse

I am sure of this, that
He who started a good
work in you will carry it
on to completion until the
day of Christ Jesus.

Philippians 1:6

HERE'S A PEEK
AT WHAT WE'LL
DISCOVER THIS
WEEK AT VBS!

LOVE

Jesus chooses
to love me.
I can't
earn it.

FORGIVENESS

Jesus loves me
regardless of
my sin.

WORTH

Jesus chose to
die for me.

PROMISE

Jesus will
always
love me.

LIFE

Jesus' love is the
foundation for
the rest of
my life.

the

GOSPEL

GOD'S PLAN FOR ME

gos·pel – *noun*. good news. the message about Christ, the kingdom of God, and salvation.



GOD RULES.

The Bible tells us God created everything, including you and me, and He is in charge of everything. *Genesis 1:1; Revelation 4:11; Colossians 1:16-17*



WE SINNED.

We all choose to disobey God. The Bible calls this sin. Sin separates us from God and deserves God's punishment of death. *Romans 3:23; 6:23*



GOD PROVIDED.

God sent Jesus, the perfect solution to our sin problem, to rescue us from the punishment we deserve. It's something we, as sinners, could never earn on our own. Jesus alone saves us. *John 3:16; Ephesians 2:8-9*



JESUS GIVES.

He lived a perfect life, died on the cross for our sins, and rose again. Because Jesus gave up His life for us, we can be welcomed into God's family for eternity. This is the best gift ever! *Romans 5:8; 2 Corinthians 5:21; 1 Peter 3:18; Ephesians 2:8-9*



WE RESPOND.

Believe in your heart that Jesus alone saves you through what He's already done on the cross. Repent, turning from self and sin to Jesus. Tell God and others that your faith is in Jesus. *John 14:6; Romans 10:9-10,13*



SNACK IDEAS

Before the week begins, look through these snack ideas to have fun, themed snacks for your Virtual VBS Week:

- **Paintbrushes:** Rice Krispies treats (on a stick) dipped in candy melts
- **Dump Truck Tires:** Mini chocolate doughnuts
- **Nuts & Bolts:** Chex mix
- **Logs:** Pretzel rods or Swiss Rolls
- **Plywood:** Graham cracker squares
- **Nails:** Veggie straws or mini pretzel sticks
- **2 x 4 Boards:** Sugar wafers
- **Pipes:** Slim Jims
- **Drill Bits:** Twizzlers
- **Concrete Mix:** Vanilla ice cream with sprinkles
- **Construction Cones:** Bugles on top of Cheez-its (attached with spray cheese)
- **Rubble:** Vanilla yogurt with granola on top
- **Dirt:** Chocolate pudding cup with crushed Oreos on top
- **Gold Coins:** Ritz crackers with spray cheese to look like a gold coin (coincides with Day 1)
- **I-Beams:** Pizza cut into strips with marinara sauce (optional)
- **Wrecking Balls:** Grapes or cheese balls
- **Boulders:** Doughnut holes
- **Washers:** Fruit Loops
- **Pebbles:** Cocoa rice cereal



RECREATION

Day 1: Taxing Coin Drop

- Gather a large container with a small opening and coins.
- Ask your child to recall what Matthew's job was before he became a follower of Jesus (tax collector).
- Explain that they will play a tax-paying game that will remind them of Matthew.
- The kids will drop the coins into the container, holding the coins waist high and dropping it into the opening. Time your child to see how long it takes to drop their "taxes" into the container.

Day 2: Road Construction

- Gather cones or objects to designate a road and obstacles and blindfolds.
- Ask your child to recall the events in today's Bible study (Paul was on the way to Damascus, a light blinded him, God's voice spoke, Paul believed and made a u-turn).
- Lead your child to practice obeying these calls: Turn left, Turn right, Stop, U-Turn
- Blindfold your child and instruct them to make their way through the obstacles while they listen to your instructions of: Turn left, Turn right, Stop, and U-Turn.

Day 3: Washer Toss

- Gather washers that match (enough for two teams, each needing 3 washers each) and color them with permanent markers (each team gets a color). Use masking tape to divide the table in half and place a lid at the end of the table.
- Position each team on the same side of the table, opposite from the lid. Allow one person from each team to throw three washers to the target on the opposite side. Score 1 point for each washer that lands inside the marked area and 5 points for each washer that lands in the lid.
- After each turn, add up the points.
- This game can also be played on the floor.

Day 4: Roll the Stone Away

- Gather sidewalk chalk, one heavier ball, several lighter balls. Draw a large circle on your driveway.
- Ask the kids to recall what happened in today's Bible story (The stone had been rolled away and Jesus was resurrected.).
- Challenge the kids to take turns rolling the shooter ball (the heavier ball) to try to knock the beach balls (or lighter balls) out of the circle.
- Player 1 will continue their turn until the shooter ball rolls out of the circle.
- Kids will receive one point for each ball the shooter knocks out of the circle. The shooter ball must stay in the circle.

A stylized illustration of a city skyline. In the foreground, a large, purple, rectangular sign is suspended by a crane, displaying the text "DAY 1" in white, bold, sans-serif capital letters. The sign is tilted slightly. To the left, a green, lattice-like structure, possibly a bridge or a tower, extends from the bottom left towards the center. The background features a cityscape with various buildings in shades of brown, orange, and grey. Some buildings have small, glowing windows. A large, green, leaf-like shape is visible in the bottom right corner. The sky is a light, hazy green with some faint, wispy lines. The overall style is modern and graphic.

DAY 1

Day 1 Bible Story

Jesus Chooses Matthew

Matthew 9 : 9 - 13

Jesus called Matthew, a tax collector, to follow Him. Matthew left everything behind and followed Jesus. Matthew hosted a banquet. Jesus and His disciples came to the banquet. The Pharisees complained and questioned why Jesus ate with tax collectors and sinners. Jesus told the Pharisees that He came not for the righteous but for the sinners.

foundation : a solid base, a strong support

word of the day :

LOVE

Jesus loves us. His love never changes.



nail it down!

Jesus chooses to love me.
I can't earn it.

Let's think about it!

Who immediately got up and followed Jesus?

Why were people mad that Jesus went to Matthew's house?

True or false ?

Jesus chooses to love me. I can't earn it.

Matthew immediately introduced the people he knew to Jesus by having a banquet. What are ways you have found to share the love of Jesus?



Day 1 Craft

LOVE Necklace

Grab your Day 1 Craft and let's get building! Follow the directions that will direct you through how to construct your LOVE Necklace.

1. Fold your string in half.
2. Put the folded side through the hole of the washer.
3. Pull the ends of your string through the loop, and tighten to create a knot to attach your washer to your string.
4. Use your permanent marker to write the word "LOVE" on the flat side of the washer.
5. Wait for the marker to dry completely, or it will smear.
6. Have an adult help you tie the ends of your string to form a necklace.
7. Wear your necklace to remind you that Jesus chooses to love you!



Building Challenges

Use Legos to complete these challenges!
How many of these building challenges can you complete?

BUILD A
ROBOT

BUILD A
BRIDGE

BUILD A
MODEL OF
YOUR HOME

BUILD THE
TALLEST TOWER
YOU CAN

BUILD A
MONSTER

BUILD
SOMETHING
LOUD

BUILD A
TOOL

BUILD
SOMETHING
THAT MOVES

We'd love to see your awesome creations! Be sure to tag SVBC Kids on Facebook in your pictures!



CONCRETE & CRANES

BUILDING ON THE LOVE OF JESUS
PHILIPPIANS 1:6

ADD SOME
COLOR TO
OUR LOGO!

A stylized illustration of a city skyline. In the foreground, a large, green, lattice-like structure, possibly a bridge or a tower, dominates the left side. A large, purple, rectangular sign is suspended in the air, displaying the text "DAY 2" in white, bold, sans-serif capital letters. The sign is held up by a thin, black, vertical pole with a green circular base. The background features a cityscape with various buildings in shades of brown, orange, and grey. Some buildings have small, glowing windows. The sky is a light, hazy green with faint, wavy lines. The overall style is modern and graphic.

Day 2 Bible Story

Paul's Redemption

Acts 26 : 1 - 29

Paul was chosen by God to bring the good news about Jesus to the Gentiles. He was arrested and later taken to King Agrippa to tell his story. Paul told how he used to persecute believers. But one day, on the road to Damascus, he saw a bright light and heard a voice speaking to him. The voice was Jesus. Paul obeyed Jesus' command and told people everywhere that Jesus is the Messiah.

word of the day :

FORGIVENESS

The Bible says we all sin (disobey God), but Jesus forgives our sins when we trust in Him.



nail it down!

Jesus loves me regardless
of my sin.

Let's think about it!

Why was Paul arrested?

What did Jesus see on the way to Damascus?

True or false ?

Jesus loves me regardless of my sin.

Why do you think Paul's obedience was so immediate? Why do you think we resist being obedient?



Day 2 Craft

FORGIVEN Backpack Tag


Grab your Day 2 Craft and let's get building!
Follow the directions that will direct you
through how to construct your Backpack Tag.

1. Fold your string in half, and put the folded side through the hole of the keychain.
2. Pull the ends of your string through the loop, and tighten to create a knot to attach your keychain to the string.
3. Thread an orange bead through one of the strings. Make sure the bead holes are on the left and right. Then, thread the other string through the orange bead. Pull your strings tight, so the orange bead is right by the keychain knot.
4. Continue threading each bead, just like you did in step 3. You will spell FORGIVEN vertically (up and down) and then finish with the second orange bead.
5. Tie a double knot at the end, so that your beads don't fall off of your backpack tag.
6. Attach this keychain to your backpack so you can always remember that Christ has forgiven you!




I SPY CHALLENGE

How many items can you find?



- | | | | | | | | | | |
|---|---|---|---|---|---|---|---|---|---|
| 2 | 4 | 4 | 5 | 4 | 5 | 7 | 4 | 6 | 5 |
| 1 | 6 | 7 | 1 | 3 | 6 | 7 | 4 | 7 | 5 |
| 3 | 3 | 4 | 6 | 2 | 7 | 5 | 9 | 6 | 3 |



I AM SURE OF THIS,
THAT HE WHO
STARTED A GOOD
WORK IN YOU
WILL CARRY IT ON
TO COMPLETION
UNTIL THE DAY OF
CHRIST JESUS.

PHILIPPIANS 1:6



ADD SOME
COLOR TO OUR
KEY VERSE!



DAY 3



Day 3 Bible Story

Jesus Prayed in the Garden

Matthew 26 : 36 - 46

On the last night Jesus spent with His disciples, He went to the Garden of Gethsemane to pray. He asked his disciples to remain awake and pray while He went further into the garden. Jesus was distressed because He knew He was going to die on the cross to save people from their sins. Jesus returned to the disciples three times and found them asleep each time. The last time He told the disciples to get up and follow Him. Jesus knew the time had come to follow through with God's plan.

word of the day :

WORTH

Worth is the value of something. You have worth (or value) because Jesus says you do. He proved it by dying on the cross for your sins.



nail it down!

Jesus chose to die for me.

Let's think about it!

Why did Jesus go to the garden?

What did Peter, James, and John do while Jesus prayed?

True or false ?

Jesus chose to die for me.

Let's read Matthew 28:20 together. "And remember I am with you always to the end of the age." What does that verse mean to you?



Day 3 Craft

Prayer Journal

Grab your Day 3 Craft and let's get building! Follow the directions that will direct you through how to construct your Prayer Journal.

1. Make sure your papers are straight, and all the holes are lined up.
2. Then, place them on one side of your foam book cover. Fold over the other side of the cover to close your book.
3. Start with the hole at the bottom of the journal. Thread your string through the back cover, the paper, and then the front cover. Continue threading each hole, working your way up your journal. Each time you'll start with the back cover, then thread the string through the paper, and then the front cover.
4. Tie a knot at the end of the string at the bottom of your journal, so that your book doesn't fall apart. Tie another knot at the top, leaving a long tail at the top of your journal. This will be your bookmark.
5. Find the two "God at work" stickers. Peel off the back of one of these stickers, and stick it to the end of the bookmark string. Then, stick the second sticker onto the first one, making sure to line them up so none of the sticky part is showing.
6. Add the rest of your stickers anywhere to decorate your journal. This is your creation!
7. You can use your marker from Day 1 to write your name on the nameplate.
8. Use this journal to write down things you want to pray for. Remember, praying is just talking to God. We can know God hears us when we pray.



CHALK CHALLENGES

Use chalk to complete these challenges!
How many of these chalk challenges can
you complete?

WRITE THE
KEY VERSE

DRAW A
CRANE

DRAW THE
COOLEST
BUILDING
EVER

DRAW
TODAY'S
BIBLE STORY

WRITE
OUR VBS
MOTTO

DRAW A
SUPER TALL
TOWER

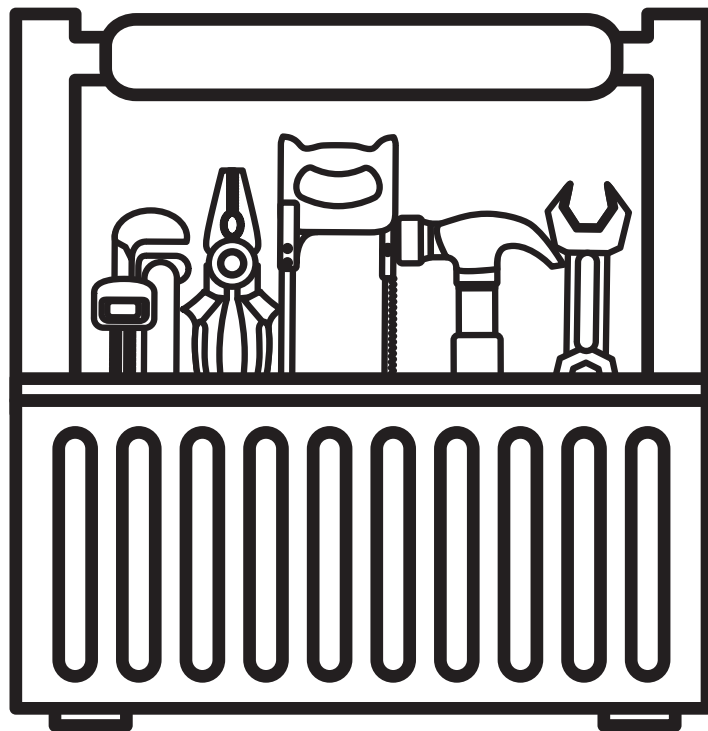
DRAW
A TOOL

DRAW
YOUR
FAMILY

We'd love to see your awesome creations! Be sure to tag SVBC
Kids on Facebook in your pictures!

JESUS!

OUR STRONG
FOUNDATION!



ADD SOME
COLOR TO
OUR MOTTO
AND TOOLS!

A stylized illustration of a city skyline. In the foreground, a large, dark purple rectangular sign is suspended by a crane, displaying the text "DAY 4" in white, bold, sans-serif capital letters. The sign is tilted slightly. To the left, a green lattice structure, possibly a crane or part of a building under construction, is visible. The background features a cityscape with various buildings in shades of brown, orange, and grey. Some buildings have small windows, and one has a red water tower on its roof. The sky is a light, hazy green with faint, glowing lines. The overall style is modern and graphic.

DAY 4

Day 4 Bible Story

Jesus' Resurrection and Promise

Matthew 28 : 1 - 10 & 16 - 20

On the Sunday after Jesus' death, Mary Magdalene and Mary the mother of James went to the tomb. When they arrived, they saw that the stone had been rolled away and an angel was sitting on it. The angel told the women that Jesus had risen. He instructed them to go tell the disciples to meet Jesus in Galilee. Later the disciples traveled to Galilee, where they saw Jesus. The disciples received instructions from Jesus and the promise that He would be with them always!

word of the day :

PROMISE

Jesus taught us that we can trust God and believe His promises.



nail it down!

Jesus will always love me.

Let's think about it!

Who went to the tomb and found it empty?

Who did the women meet on their way to see the disciples?

True or false ?

Jesus will always love me.

Some of the disciples doubted. Do you struggle with doubts? What are they?



Day 4 Craft

Bracelet


Grab your Day 4 Craft and let's get building! Follow the directions that will direct you through how to construct your Bracelet.

1. Start by laying out all of the beads. You will want to go ahead and put the letter beads in order so that they say "I DIG JESUS".
2. Before you start to string your beads, tie a knot in one end of the string.
3. String the letter I followed by an orange bead (or the bead color of your choosing).
4. String the letters D, I, G, followed by a silver bead (or the bead color of your choosing).
5. String the letters J, E, S, U, S followed by a red and yellow bead (or the bead colors of your choosing).
6. Add the bulldozer next.
7. You will now alternate putting the beads on in the following order: red, yellow, orange, silver (or whatever order you prefer).
8. Tie to two ends together.



DRAWING CHALLENGE

Draw today's
Bible story
in the box!



We'd love to see your awesome creations! Be sure to tag SVBC Kids on Facebook in your pictures!

the **GOSPEL** GOD'S PLAN FOR ME

gos-pel – noun. good news. the message about Christ, the kingdom of God, and salvation.

GOD RULES.

The Bible tells us God created everything, including you and me, and He is in charge of everything. *Genesis 1:1; Revelation 4:11; Colossians 1:16-17*

WE SINNED.

We all choose to disobey God. The Bible calls this sin. Sin separates us from God and deserves God's punishment of death. *Romans 3:23; 6:23*

GOD PROVIDED.

God sent Jesus, the perfect solution to our sin problem, to rescue us from the punishment we deserve. It's something we, as sinners, could never earn on our own. Jesus alone saves us. *John 3:16; Ephesians 2:8-9*


JESUS GIVES.

He lived a perfect life, died on the cross for our sins, and rose again. Because Jesus gave up His life for us, we can be welcomed into God's family for eternity. This is the best gift ever! *Romans 5:8; 2 Corinthians 5:21; 1 Peter 3:18; Ephesians 2:8-9*

WE RESPOND.

Believe in your heart that Jesus alone saves you through what He's already done on the cross. Repent, turning from self and sin to Jesus. Tell God and others that your faith is in Jesus. *John 14:6; Romans 10:9-10,13*

BE SURE YOU
WATCH THE
GOSPEL PLAN
VIDEO TO
FIND OUT
GOD'S
PERFECT
PLAN FOR
YOU!



**JESUS!
OUR STRONG
FOUNDATION!**

A stylized illustration of a city skyline. In the foreground, a large green lattice structure, possibly a bridge or tower, is visible on the left. A large purple rectangular sign is suspended in the air, displaying the text "DAY 5" in white, bold, sans-serif capital letters. The background features several tall, colorful buildings in shades of brown, orange, and grey, with small windows. The sky is a light teal color with faint, glowing lines. The overall style is modern and graphic.

DAY 5

Day 5 Bible Story

Wise and Foolish Builders

Matthew 7 : 24 - 29

Jesus told a parable about two builders. He said that everyone who heard his words and acted on them would be like the wise man who built his house on the rock. The house had a strong foundation and would stand against the wind and the rain. However, those who did not listen would be like the foolish builder who built his house on the sand. Once the wind and rains came, the house collapsed. If people listen and obey Jesus, they will have a strong foundation for whatever happens in their lives.

word of the day :

LIFE

Jesus loves us so much, we can trust Him with the rest of our lives.



nail it down!

Jesus' love is the foundation for the rest of my life.

Let's think about it!

What is a parable?

Which house had a strong foundation?

True or false ?

Jesus' love is the foundation for the rest of my life.

Let's read 2 Timothy 3 : 14. "But as for you, continue in what you have learned and firmly believed. You know those who taught you." Pray and thank God for the people in your life who have taught you about Jesus! Pray that the Holy Spirit will help you remember the truth from God's Word.

Building Challenge

Gather Items from around the house to create your own tower!

Look for empty boxes, pool noodles, pillows, buckets, plastic cups, and crates.

Form the tallest tower you possibly can, and remember to build on a strong foundation!

We'd love to see your awesome creations! Be sure to tag SVBC Kids on Facebook in your pictures!



This week we have looked at how to build our life on Jesus, Our Strong Foundation. Over the next five days, we will look at a few more stories in the Bible and discover more truths about God.

Devotion #1


God Designed a World

Genesis 1:1

Did you know that God is an architect and a builder too? Before there was anything, before rocks and trees, before skies and land, God designed everything. He planned for trees to be green and birds to have wings and people to love Him. God worked through certain people to write down His blueprint in the Bible. He wanted us to be able to read His plan and know how to follow Him. Did you know God also designed you? Open the Bible to Psalm 139: 13-14 to read about how God designed all the details about you.

Pause and Ponder

Ask each family member to name a few favorite things God made. Talk about why they are your favorite.



Devotion #2

Jerusalem Falls

Nehemiah 1:9



God's people had been disobeying for a long time. God sent many messengers to warn them to turn back and obey God. But the people would not listen. God warned that an army would come and fight them in the capital city, Jerusalem, and that army would win. The people ignored the warnings and continued to disobey. So God sent an army to fight them. Jerusalem walls, gates, and temple were destroyed. Many people were carried far away by the army to live in the land of Babylon. Sometimes we make bad choices, and the consequences of those choices hurt. But God will never leave you during those times. How do I know? Because God never left His people. While His people were in Babylon, God guided and helped them. You can read some really cool things God did in Daniel chapters 1-4 and 6. God also made a promise. He made a promise to bring the people back home one day! And He kept it!

Pause and Ponder

Is your family up for a challenge? Read one chapter of Daniel each night for five nights (chapters 1, 2, 3, 4, and 6). Give each family member a chance to choose a favorite story of what God did.

Devotion #3

Potter and Clay

Isaiah 64:8

Have you ever made a sculpture out of clay or play dough? Did it ever talk to you? That would be pretty strange right? One of God's messengers, Isaiah, liked to describe us as clay in God's hands. God gets to shape us and help us become what He planned for us. Once Isaiah asked, "Does clay say to the one forming it. What are you making?" (Isaiah 45:9) No! Play dough doesn't tell you what to do, and in the same way, we shouldn't tell God what to do. God knows what's best and He's so much bigger and better than we are. God can always see what is right. Instead of trying to tell God what to do, we need to listen to His commands for our lives and let Him shape us into the people He wants us to be.

Pause and Ponder

Do you have some play dough or clay at home? Give each family member some and allow time for them to make sculptures that will help them remember to follow God and let Him shape them.



Devotion #4

With you Always

Matthew 28:20b



What did Jesus mean when He said He'd be with us always? It means when sad things happen like when you get a bad grade in school, or lose a friend - Jesus is with you and knows you feel sad. It means when good things happen like getting chosen for a team or getting a part in the play -- Jesus is with you and celebrates with you. It means you are scared like during a storm or when trying something new -- Jesus is with you to comfort you. It means when it seems like no one loves you -- Jesus loves you! In John 11:32-35, Jesus talked with his friend, Mary. Mary's brother had died. Mary and her friends were crying and grieving and Jesus deeply troubled. In fact Jesus cried! Jesus knows what it feels like to be sad, happy, troubled, and all of the other feelings we have. But, Jesus had promised us that one day. If we trust Him as savior, we will be with Him and there will be no more sadness! What a promise!

Pause and Ponder

Pass around a piece of paper and let each family member draw an emoji (a smiley face or sad face) showing how he feels right now. Remember Jesus is with you no matter how you feel.

Devotion #5

The Shelter of the Most High

Psalm 91:2



When I was in high school, I went through a time when I was very afraid -- of everything. We had moved to a new city and I didn't have many friends. I was going to a new school where I didn't know anyone, and some of the kids were really mean. Everything seemed new and different and bad. During that time my dad introduced me to one of my favorite chapters in the Bible -- Psalm 91, It's a long promise about how God will take care of His people, no matter what happens. During that time, I read Psalm 91 over and over, I still do whenever I'm feeling worried or sad. It doesn't promise that God will stop bad things from happening, just like He didn't stop the Babylonians from attacking. But this chapter does promise that God will be with you every step of the way - to shelter, protect, and help you.

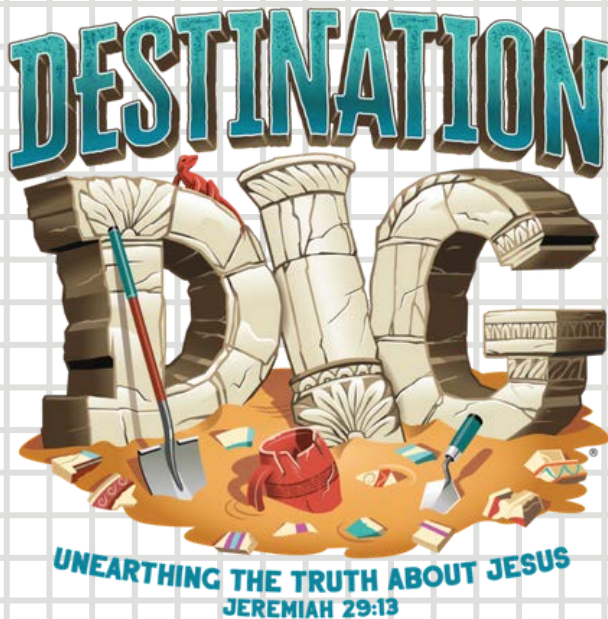
Pause and Ponder

Brainstorm as a family about favorite Bible verses or chapters that comfort you during tough times. Have each person at home make a card or a slip of paper with verse that they go to for comfort. Encourages family members to copy each other's cards to add to their sets. Make sure to write down who chose which verse so you can remember later.

HEY
BUILDERS!

We're so glad you
joined us for VBS!
We can't wait
for next year!

LOOK OUT FOR
A SNEAK PEEK
OF NEXT YEAR'S
VBS THEME!



UNEARTHING THE TRUTH ABOUT JESUS
JEREMIAH 29:13

- FAMILIES -
**We'd love for you to
join us for worship on
Sunday Mornings!**



SPRING VALLEY
BAPTIST CHURCH

