




# Decorating Your Classroom

Disguises, gadgets, coded messages . . . it's no secret that boys and girls alike love a spy theme. Kids just can't resist the drama and intrigue. So use your creativity, along with the ideas in this section, to set up your ISA (International Spy Academy) Headquarters. Creating a fun and exciting environment helps children learn better, remember more, and leave with happy memories.

The ISA Headquarters design features a stage area with a techy-looking backdrop to serve as the focal point for the teaching. The adjacent walls have large black panels that are used to display the posters from each of the previous days' teachings.

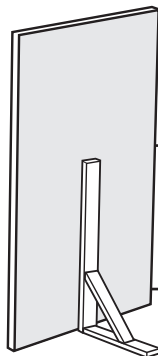


## Key Decorating Elements

### ISA Stage and Backdrop

Your ISA backdrop should be made out of a rigid material like foam board or corrugated cardboard, or, for smaller rooms, simply use a classroom wall as a backdrop. Ideally, your backdrop should be painted some shade of gray. Then, add a large black panel to the center to serve as a display area for the daily resource posters. Use black paint, roll paper, or inexpensive rectangular plastic tablecloths for this purpose. Then, frame the panel with thin, straight strips of poster board. Above the panel mount a row of international clocks with a Truth Force logo in the center. Below the panel, paint a large ISA logo. See the Resource

DVD-ROM for the clip art images. If you are using corrugated cardboard for your backdrop, apply one coat of paint to the back to minimize curling. Your backdrop should be propped up from behind with wooden supports (jacks) and weighted down with bags of sand or rock salt. If necessary, you can further secure it by running thin strands of wire to the ceiling. Check [YouTube.com/AnswersVBS](http://YouTube.com/AnswersVBS) for a how-to video on building jacks.



Prop up your free-standing decorations with wooden jacks made from 2x4, 2x3, 2x2, or 1x2 boards. Smaller decorations will need smaller jacks and larger decorations will need larger ones.

## ISA Backdrop Scene Setter



As an alternative to decorating your own backdrop, an ISA Headquarters scene setter is available to purchase (11-2-299) as a download from AnswersBookstore.com. Print it on a wide-format printer and then apply the scene setter directly to your backdrop, and you're done!

In front of the backdrop, create a stage with a rug or raised platform. On one side of the stage, place a cart with an open laptop. On the other side, place a table with an open briefcase and various spy props to display.

**PUPPET STAGE:** Cut a small "secret door" somewhere in your backdrop that can swing open at the appropriate time for a puppet stage. Be sure to cover the hole from the inside with fabric. Puppets are used daily in the Primary rooms.

If you are using a classroom wall for your backdrop, a puppet stage can be made easily using a tri-fold presentation board that will sit on a table. Simply cut a large rectangular hole in the center panel and cover with fabric from the inside. (See illustration.) Decorate if desired.



## Poster Display Panels

Four large black panels on the walls adjacent to the backdrop are used to display the resource posters from

each of the previous days' teachings. At the end of each day, transfer the posters and lesson title strips from the backdrop to a wall panel. Use black roll paper or inexpensive rectangular plastic tablecloths to make the panels and frame them with thin straight strips of poster board. You will only need four panels because the last day's posters will remain on the backdrop.

## Other Miscellaneous Ideas

1. Place pretend hand scanners at your entry doors. See the Resource DVD-ROM for a sample design.
2. Have "Restricted Area—Agents-in-Training Only," "Classified Personnel Only," "Top Secret," and "Confidential" signs in various places.
3. Install a couple fake security cameras near your stage and backdrop. They can be made cheaply and easily with cardboard and paper towel tubes.
4. Check the Resource DVD-ROM for clip art images that can be used in your decorating.

## Resource Posters and Lesson Title Strips

### HOW TO ENLARGE AND TRANSFER CLIP ART

1. Photocopy the clip art onto transparencies.
2. Place roll paper or a rigid material against a wall.
3. Using an overhead projector to enlarge the clip art, shine the image onto the paper or rigid material, adjusting it as necessary for the size desired.
4. Trace the image outlines onto the paper or rigid material.
5. Paint the image, if necessary, and cut out.

Contained in the Teacher Resource Kit are the daily teaching, overview, and memory verse posters. These are an important visual for the kids and should be mounted in an organized fashion. Lesson title strips for each day's lesson can be found on the Resource DVD-ROM. They should be printed, mounted on poster board, and then displayed above the corresponding daily resource posters.

Check out [Pinterest.com/AnswersVBS](https://www.pinterest.com/AnswersVBS) for colorful photos of decorations from our test churches!



# Uncovering Counterfeits

## BIBLE PASSAGE

Elijah and the Prophets of Baal  
1 Kings 18:20–39

## LESSON FOCUS/APOLOGETICS CONTENT

Agents will uncover counterfeit gods and identify the one true God of the Bible.

## COMMIT THIS TO MEMORY

I am the Lord, and there is no other; there is no God besides Me. Isaiah 45:5

## DAILY CIPHER (IN CODE)

One True God

## Today's Lesson at a Glance

- Introduce It!  
Operation One True God
- Teach It!  
Part 1: AIT Tests  
Part 2: Views of God Game  
Part 3: Only One Activity
- Apply It!  
Part 1: Commit This to Memory  
Part 2: Go and Do

## Preparing for the Lesson

- Read 1 Kings 18 several times.
- Read this lesson several times and prepare the materials. For more information on false religions/gods and the one true God, visit [answersvbs.com/isafaq](http://answersvbs.com/isafaq).
- Pray.

## Lesson Materials

### FROM TEACHER RESOURCE KIT

- Memory verse poster
- Daily overview poster (AKA Daily Cipher)
- Views of God posters
- Views of God headings

### FROM RESOURCE DVD-ROM

- 2 copies of today's puppet script
- Only One pattern, 1 per child

### OTHER MATERIALS

- Bible or children's Bible
- ISA agent costumes for teachers
- Fake and real U.S. bills
- Several nonbreakable magnifying glasses
- Optional: Black light
- Sheets of paper, 1 per child
- Pens/markers, 1 per child
- Small dry-erase boards and dry-erase markers, 1 per team, plus 1 larger board for teacher
- Mounting putty or tape
- Highlighters or light markers, 1 per child
- Boy or girl puppet, puppet stage, and clipboard
- Optional: Student guides and supplies (see Apply It! section)
- Optional: Passports (11-2-091) and magnifying glass decoders (11-2-089), 1 per child (coordinate with the team leaders to make sure they will be passing these out at the beginning of the day)

## Devotion 1

# Uncovering Counterfeits

*The fear of the Lord is the beginning of wisdom, and the knowledge of the Holy One is understanding. Proverbs 9:10*

At *International Spy Academy*, we're encouraging our kids to learn about, love, and live for the one true God. But . . . how do we know the one true God even exists? It's a question that has crossed the mind of every believer at some point—sure, I believe in God, but how do I know the God I love and serve is truly the one true God?

Before we answer that question, let's go a bit further by asking another question: how can we know anything? How do we even know to question the surety of God's existence?

Here's the answer: apart from the perfect, truthful, unchanging, eternal God of the Bible, in whom are hidden all the treasures of wisdom and knowledge (Colossians 2:3) and from whom come knowledge and understanding (Proverbs 9:10), we cannot know anything.

Think about it.

If, as some suggest, there is no god—no ultimate standard of truth and knowledge—and we are simply the product of random processes operating on chemicals over time, then the thoughts in our brains are nothing more than the product of random chemical interactions. How could we know anything?

If, as others suggest, our universe is ruled by a god who is not eternal (Mormonism, *History of the Church*, vol. 6, ch. 14, p. 305–6) or who is deceptive (Islam, Koran 3:54, 8:30), how could we be sure that what we know is true today will still be true tomorrow?

The one true God of the Bible has created each person in His image, giving us the ability to think rationally, to question thoughtfully, to know truth fully. And He has revealed Himself to everyone so that no one is without excuse (Romans 1:18–21). Those who deny His existence or seek to change Him into a false version of Himself are willfully

ignorant, suppressing the truth in unrighteousness (Romans 1:18).

We can know the one true God exists because we have the ability to know in the first place. And we can praise Him that He freely gives wisdom to those who ask for it (James 1:5). This week, let's be quick to seek wisdom from the one true God as we teach our children to uncover the counterfeit gods and to know the one true God and embrace Him fully.

May we be thankful as the Puritans were, not only that we can know things but that the one true God has enabled us to know Him.

Glorious God,  
I bless thee that I know thee.  
I once lived in the world, but was ignorant of its  
Creator,  
was partaker of thy providences, but knew not the  
Provider,  
was blind while enjoying the sunlight,  
was deaf to all things spiritual, with voices all  
around me,  
understood many things, but had no knowledge of  
thy ways,  
saw the world, but did not see Jesus only.  
O happy day, when in thy love's sovereignty  
thou didst look on me, and call me by grace.  
Grant that I may always weep to the praise of  
mercy found,  
and tell to others as long as I live,  
that thou art a sin-pardoning God,  
taking up the blasphemer and the ungodly,  
and washing them from their deepest stain.  
(Excerpt from "The Great Discovery" in *The Valley of  
Vision*)

## Introduce It!

### Operation One True God (5 minutes)

**TEACHER ONE:** Welcome, special agents. Good to see that you've arrived safely at the International Spy Academy, or ISA. I am Special Ops Agent \_\_\_\_, and I've been with the ISA for \_\_\_\_ years now.

**TEACHER TWO:** And I'm Agent \_\_\_\_. As you may know, we're members of the Truth Force, a specially trained ISA squad of Christians living all over the world, detecting counterfeit (fake) religions and teaching people about the one true God.

**TEACHER ONE:** We have a theme verse that everyone is required to commit to memory. It comes from the one true God's one true collection of books, called the Bible, and is found in the book of Isaiah. In this passage, God says: "I am the Lord and there is no other; there is no God besides Me" (Isaiah 45:5). Let's learn that now as your first assignment. Refer to the Day 1 memory verse poster to teach the verse to the special agents.

**TEACHER TWO:** You are here as special agents-in-training, or AITs. The case you are being assigned to is called Operation One True God. Every day, you will have a briefing here at ISA headquarters to learn more about this mission. You'll learn various mission techniques and will need to take special note of all that is said.

Today's briefing is on learning to uncover counterfeits, which are fakes. Let's synchronize our watches and begin.

Note: From this point on, Teacher One and Teacher Two parts are not specifically designated. You can decide who is doing what each day.

## Teach It!

### Part 1: AIT Tests (15–20 minutes)

Who heard what I just said the word *counterfeit* means? (Take answers.) Right, it's a fake. Any Truth Force agent must be very observant so he can detect fakes. You will now be given two tests to train you to detect fakes.

### Test 1: Finding Fakes

First, we're going on a treasure hunt. There is money hidden around the briefing room. Each person needs to find one piece of money, then come back and sit down. 3-2-1, go!

Give them time to do this. All should find one piece of money, which you hid ahead of time. Make sure the real ones have been found.

Once back in their seats, have them look at their money. Pass around the real and fake money and compare how they look and feel. Then let them use magnifying glasses to look at the real money as you share the following.

Professional agents carefully study what real bills look like. They get so used to the real thing that they can immediately tell if a fake comes along. For instance, a real U.S. bill has red and blue fibers inside it. Can you see the red and blue fibers?

- Bible or children's Bible
- ISA agent costumes for teachers
- Day 1 memory verse poster (Teacher Resource Kit)

#### PRE-PREP

1. Prepare your costumes.

**1** The Bible is listed just once in each day's lesson, but plan to use it throughout!

**2** Be familiar with the lesson, but don't memorize it. Place it on a clipboard to use as a reference.

**3** If working as co-teachers, decide which parts of the lesson each of you will be responsible for teaching. Both should plan to dress in costumes.

**4** You may want to have everyone pretend to put on spy gear for the assignment, such as a watch, sunglasses, walkie talkie in your pocket.



- Fake and real U.S. bills
- Several nonbreakable magnifying glasses
- Optional: Black light

#### PRE-PREP

1. Hide the fake and real money around the room. Use more fake money than real money.

**1** A quicker version is to skip the treasure hunt part of this and just pass out real and fake money to examine.

- Boy or girl puppet and puppet stage
- Clipboard
- 2 copies of today's puppet script (Resource DVD-ROM)
- Sheets of paper, 1 per child
- Pens/markers, 1 per child
- Dry-erase board and dry-erase marker

**PRE-PREP**

1. Tape one script inside the puppet stage and attach the other to a clipboard for reference.
2. One teacher should be behind the puppet stage with the puppet.

**8** Baal was considered the god of rain (among other things) and should have been able to send lightning to kindle the wood. Elijah gave Ahab's side all the advantages in this contest, from letting them go first to calling on their rain god. It didn't help. Only the one true God has power!

**8** You may want to provide something hard to put under each child's paper to make writing easier.

Often counterfeiters try to make pretend fibers by printing tiny red and blue lines on their paper. But their lines are on top of the money rather than in the money, so an experienced agent is able to detect that.

Also, real bills that are \$5 and higher (from 1990 on) have tiny little printing on them called micro-printing. Use your magnifying glass to see if you can find any tiny printing on the bills.

Next, notice the tiny, little details with me. Use the magnifying glass to check out the very sharp, crisp borders. The portrait is detailed and precise. The serial number, which is that long line of numbers, is evenly spaced and the same color of ink. All of these details are hard for counterfeiters to reproduce.

Now feel the bill. U.S. money is printed on special paper that isn't sold anywhere, and it uses ink that is slightly raised. You may be able to feel that, particularly if you run your fingers around the vest area of the portrait.

Optional if you have a black light: **Finally, there are hidden messages in the bills** (\$5 and up, from 1990 on). **If you hold it up to a black light, you'll be able to see the hidden message.**

Have them hide the money where they found it so it's ready for the next group.

**Test 2: Counterfeit Gods**

Each day, except day three, the puppet pal will be a part of the lesson at some point. It is a quick, but important, part of the day. If you don't have a teaching assistant or a co-teacher, enlist someone (a team leader or other volunteer) ahead of time to work the puppet each day. If alone, have the puppet enter from a chest with the lid flipped up.

The puppet can be a boy or a girl. Use a consistent voice for the puppet all week. Speak clearly, and exaggerate words and expressions. For instance, draw out certain words for emphasis, or make an exaggerated action for things like groaning, turning its head, or sneezing. Use your free hand to do things with the puppet's hands or arms. For example, if the puppet is "thinking," put the puppet's hand on its chin. When the puppet is talking, make sure the mouth is open. (This is the opposite of what people often do!)

**Just like we talked about fake money, there are also fake, or counterfeit, gods. Today you're going to hear an account from God's special, true book called the Bible. Hold it up. We'll learn about some people who believed in fake gods. These gods were not real because there is only one true God. Let's shout together, "One true God!"**

**People worship all kinds of things, like trees or cows or statues or even other people, like sports stars or movie stars. But the Bible tells us there is only one Person to worship—the one true God. Special agents, listen and watch carefully to this true account about fake gods and the one true God, found right here in the Bible. Open your Bible and point to 1 Kings 18. Our puppet pal, McPaddy, is going to help us with this.**

Give each child a piece of paper and have them draw what you draw as the account is told. (You may want to have them fold the paper so it comes out with 10 squares. Fold in half vertically, then in fifths.)

The puppet tells the account while the other teacher draws the corresponding picture using the picture clues that follow. Draw them on a marker board or other easily visible board/paper.

Note: You can also adapt this to have one teacher tell the account and one draw if a puppet isn't a good option for your setting. If teaching alone, Teacher One can do all.

**PUPPET:** Top o' the mornin' to ya, lads and lassies! I'm McPaddy, here at your service. Let's listen to this from God's Word.

About three thousand years ago, there was a man of God (a prophet) named Elijah who lived in the land of Israel. The Lord told Elijah to go and visit the king of Israel, named Ahab. (Draw the crown.)

Ahab was a wicked king. He believed in a fake god named Baal instead of believing in the one true God of the Bible. So God gave Elijah an important message for the king. Elijah told Ahab he had been bad because he had been worshipping the fake god Baal.

So Elijah challenged Ahab to a contest. He told Ahab to get all the people in Israel and have them meet at Mount Carmel, a mountain nearby. (Draw the mountain.) And Elijah told Ahab to bring all the prophets of Baal with him, which numbered 450 men! It was going to be Elijah, all by himself, against the prophets of Baal—all 450 of them!

So Ahab sent word throughout his kingdom, and all 450 prophets of Baal came to Mt. Carmel. Elijah got up and told them about the contest. He told them to go and get two bulls—one for Elijah and one for them. He told them to put their bull on a pile of wood, and he would put his bull on a pile of wood. (Draw the wood.)

Usually when people back then put an animal on a pile of wood, they would light the wood and start a fire to burn it up.

But this time, Elijah told them not to set the wood on fire. Instead, he said, "Call on your god, Baal. (Draw the guy calling.) If he is really a god, he can send fire down to burn up your bull. Then I will call on my God—the Lord. If He really is the one true God, He will send fire down to burn up my bull. We'll see who is the one true God!" All the people agreed to this contest.

The prophets of Baal went first. They got their bull and put it on the wood. Then they called on Baal for hours! But no one answered and nothing happened. (Draw the circle with line.)

So they shouted even louder and danced around. They kept this up all day, until it was evening, but no one answered and nothing happened.

Now it was Elijah's turn. He put his bull on the wood, but he did something different. He dug a ditch all around the wood, and he filled it with water. Then he poured water all over the bull. (Draw the water.)

When you want something to catch on fire, do you normally soak it with water? No! But that's what Elijah did. He got that bull wet, and the ground all around it wet. Then he soaked it again. Then he soaked it a third time. (Draw the 1-2-3.) By this time, the water had completely filled the ditch and was running all over the place.

Why do you think he did that? Yes, he was trying to show how powerful the one true God really was. He wanted them to see that not only could His God burn up the bull, but the one true God could even burn up the bull if it was soaking wet!

Do you think God did it? Take responses. Let's keep going to find out!





- Small dry-erase boards and markers, 1 per team
- Views of God headings (Teacher Resource Kit)
- Views of God posters (Teacher Resource Kit)
- Mounting putty or tape

**PRE-PREP**

1. Cut apart the Views of God headings and posters.
2. Use the mounting putty or tape to put up the headings. Leave enough room to put each Views of God poster underneath the correct heading.



1. Use pens and paper on a clipboard in place of dry-erase boards and markers.
2. Children's movies show various worldviews regarding God, if you'd like to use any as examples: Hercules or Prince of Egypt (many gods), Pocahontas (all can be gods).
3. Don't forget to check out the back of the Views of God posters!

(Draw Elijah calling.) **Elijah stood in front of everyone and said, "God, I've done what you asked me. Now show these people that you are the one true God."**

**Guess what happened? The Lord God sent fire down** (draw the fire), **and it burned up that soaking wet bull, and the soaking wet wood, and even the wet stones and the wet ground! It also licked up all the water that was in the ditch!**

**When everyone saw this, they fell down and cried out, "The Lord—He is God! The Lord—He is God!"**

(Draw the "No Baal" symbol.) **They realized their god Baal was a fake. He wasn't a god at all! There is only one true God in the whole wide world—the God of the Bible. And that's the end of that Bible account!**

Teacher thanks McPaddy for sharing, and McPaddy leaves. Teacher takes over.

**But did you know that counterfeit (fake) gods aren't just from Bible times? Even today, people believe in many counterfeit gods. In fact, every person on the planet has a view of God. It may be a correct view, or it may be a counterfeit view, but it's still a view of God.**

**Of course, it's critical for all Truth Force agents to have the correct view of God. Let's play a game to investigate this a bit deeper.**

**Part 2: Views of God Game (10–15 minutes)**

**Option 1: Younger Version**

This option works well for younger primaries (but also works for the oldest if you'd like to use the same one for everyone). Divide into two or more teams of 4–8 each and give each team a dry-erase board and marker. Put up the two main headings (One True God and Deceiver) and briefly explain the two camps. If doing the older version of this game, which follows, put the four views of God (no God, many gods, etc.) under the Deceiver main heading.

**Camp One: The One True God**

**The one true God is the correct view. This is the God of the Bible: one God who exists in three Persons—Father, Son, and Holy Spirit.**

**Camp Two: The Deceiver (Liar)**

**This view can take many forms. Some people believe there is no God. Some think there is a god, but it's not the same god as the one true God. Some people think there are lots of gods, or that anybody can become a part of a god. These are all fakes. These ideas come from the Deceiver (Satan), not from the one true God.**


At this point, show the pictures one at a time and have the kids write down a 1 (for the one true God), or a D or frowny face (for the Deceiver). Tell them the answer and put the picture under the One True God heading or the Deceiver heading. Assign points to teams that got it correct. When done, figure out who won and remind them there is only one true God—the God of the Bible.

1. **Darwin fish—People who believe this view think the world came about on its own without any Creator. God's Word clearly says that God made the world, and science clearly backs that up, but those believing this view choose to ignore that and insist there is no Creator. DECEIVER**



2. **Greek Gods**—People who believed this view worshipped Greek gods with names like Zeus, Apollo, and Athena. These gods made many mistakes and used men for their own selfish reasons. **DECEIVER**
3. **Christian Science**—People who believe this view have a holy book that teaches that evil and matter don't exist; therefore, there is no such thing as sin or sickness. They believe there is a god, but they do not accept the one God in three Persons the Bible reveals. **DECEIVER**
4. **Jainism**—People who believe this think many things are gods, so they wear masks to avoid swallowing bugs, who might be gods. They also carry brooms to sweep the path so they won't step on any insect gods. **DECEIVER**
5. **Cross/Easter**—The Cross is important to those with this view. Jesus, who is God, died on the Cross and was raised to life. What happened on the Cross is the central event in all of history and is a well-established historical happening. This event is celebrated at what we call "Easter." **ONE TRUE GOD**
6. **New Age Movement**—People who believe this view think they can become one with the universe because all energy comes from the same source. **DECEIVER**
7. **Cows in India**—People who believe this view (Hindus) think cows are sacred, so they let them roam around, making the streets dirty and disease-filled, because they worship the cows and don't want them to be killed. **DECEIVER**
8. **"God is Dead"**—People with this view think there's no reason to believe in God. **DECEIVER**
9. **Christmas**—Christmas is a time of rejoicing for people with this view because it celebrates that their God came to earth. **ONE TRUE GOD**
10. **Communist China**—People who believe this view trust in the government. The government sets all moral behavior rules. They are told there is no true religion. **DECEIVER**
11. **Native Americans Worshipping Nature**—People who believe this view see gods in the wind, the sun, and everything created. **DECEIVER**
12. **Pilgrimage to Mecca**—People who believe this view worship a god named Allah. They believe Allah requires them to make a journey to a place called Mecca at least once in their lifetime. Allah requires this of them to have a chance to get to heaven. In this view, people have to work hard to try to get to heaven. **DECEIVER**
13. **Eat, Drink, and Be Merry**—People with this view think the here and now is all there is, so they better live it up while they're alive. **DECEIVER**
14. **A Missionary for Christ**—People with this view believe the Bible contains the best news ever of Jesus, who is God, and His perfect life, death, and resurrection. They want to share this good news with others around the world. **ONE TRUE GOD**
15. **Aborigines**—People who believe this view pray to all kinds of gods, often being found in various forms within nature. **DECEIVER**
16. **Mayan Temple**—People who believed this view worshipped gods with names such as Ah Peku (god of thunder) and Cizin (god of death). They built special temples to their gods. **DECEIVER**

Determine who won, then point out that the Deceiver's camp is much larger than the One True God camp. This shouldn't come as a surprise because Jesus warns us:



“Enter by the narrow gate; for wide is the gate and broad is the way that leads to destruction, and there are many who go in by it. Because narrow is the gate and difficult is the way which leads to life, and there are few who find it.” Matthew 7:13–14

## Option 2: Older Version

### Camp One: The One True God

**View 1: The one true God is the correct view. This is the God of the Bible: one God in three Persons—Father, Son, and Holy Spirit.**

### Camp Two: The Deceiver (4 views)

**View 2: No God—Some people believe there is no God (atheism). That is still a view of God, even though it is not the correct view of God. This view, as with all the Deceiver’s (Satan’s) views, is based on people’s opinion, not on God’s Word.**

**View 3: One False God—Some people believe there is one god, but it’s not the same god as the one true God. Each group in this category makes up its own version of a god, based on people’s ideas. Muslims and Jehovah’s Witnesses are two examples of groups today that have this view.**

**View 4: Many Gods—Some people believe there are many gods (polytheism). Many ancient cultures believed in many gods, such as the ancient Egyptians, ancient Greeks, and Romans. Many people today still believe there are many gods.**

**View 5: All Can Be a Part of a God—Some people believe that anybody/anything can be a part of a god (pantheism). This means the grass, cows, and even people can all be part of a god. This group generally worships nature. Aborigines from Australia and New Agers are two groups that believe this view.**

Note: There is sometimes overlap between views 4 and 5, such as with Hinduism.

At this point, hold up one picture at a time and read the description about it, but not the answer. Each team quietly confers and writes on their marker board which view they think it is—no god, many gods, etc. They hold up their answer. Give each correct team a point and continue on in this manner.

- 1. Darwin fish—People who believe this view think the world came about on its own without any Creator. God’s Word clearly says that God made the world, and science clearly backs that up, but those believing this view choose to ignore that and insist there is no Creator. NO GOD**
- 2. Greek Gods—People who believed this view worshipped Greek gods with names like Zeus, Apollo, and Athena. These gods made many mistakes and used men for their own selfish reasons. MANY GODS**
- 3. Christian Science—People who believe this view have a holy book that teaches that evil and matter don’t exist; therefore, there is no such thing as sin or sickness. They believe there is a god, but they do not accept the one God in three Persons the Bible reveals. ONE FALSE GOD**
- 4. Jainism—People who believe this think many things are gods, so they wear masks to avoid swallowing bugs, who might be gods. They also carry brooms to sweep the path so they won’t step on any insect gods. MANY GODS**
- 5. Cross/Easter—The Cross is important to those with this view. Jesus, who is God, died on the Cross and was raised to life. What happened on the Cross is the cen-**

tral event in all of history and is a well-established historical happening. This event is celebrated at what we call “Easter.” ONE TRUE GOD

6. **New Age Movement**—People who believe this view think they can become one with the universe because all energy comes from the same source. ALL CAN BE A PART OF A GOD
7. **Cows in India**—People who believe this view think cows are sacred, so they let them roam around, making the streets dirty and disease-filled, because they worship the cows and don’t want them to be killed. MANY GODS OR ALL CAN BE A PART OF A GOD—Hindus are both, so accept either answer.
8. **“God is Dead”**—People with this view think there’s no reason to believe in God. NO GOD
9. **Christmas**—Christmas is a time of rejoicing for people with this view because it celebrates that their God came to earth. ONE TRUE GOD
10. **Communist China**—People who believe this view trust in the government. The government sets all moral behavior rules. They are told there is no true religion. NO GOD
11. **Native Americans Worshipping Nature**—People who believe this view see gods in the wind, the sun, and everything created. ALL CAN BE A PART OF A GOD
12. **Pilgrimage to Mecca**—People who believe this view worship a god named Allah. They believe Allah requires them to make a journey to a place called Mecca at least once in their lifetime. Allah requires this of them to have a chance to get to heaven. In this view, people have to work hard to try to get to heaven. ONE FALSE GOD
13. **Eat, Drink, and Be Merry**—People with this view think the here and now is all there is, so they’d better live it up while they’re alive. NO GOD
14. **A Missionary for Christ**—People with this view believe the Bible contains the best news ever of Jesus, who is God, and His perfect life, death, and resurrection. They want to share this good news with others around the world. ONE TRUE GOD
15. **Aborigines**—People who believe this view pray to all kinds of gods, often being found in various forms within nature. ALL CAN BE A PART OF A GOD
16. **Mayan Temple**—People who believed this view worshipped gods with names such as Ah Peku (god of thunder) and Cizin (god of death). They built special temples to their gods. MANY GODS

Decide who won, then continue.

Make sure to emphasize throughout that though the views can take on many forms, all the wrong ones really are just part of one wrong view—the Deceiver’s. Also point out that, by the end of the game, they’ll notice there are more in the Deceiver camp than in the One True God camp. That’s to be expected because Jesus warns us:

“Enter by the narrow gate; for wide is the gate and broad is the way that leads to destruction, and there are many who go in by it. Because narrow is the gate and difficult is the way which leads to life, and there are few who find it.” Matthew 7:13–14

### Part 3: Only One Activity (Optional: 5 minutes)

Give everyone an Only One sheet, a pen, and a highlighter or light marker. Have them color the number one with the highlighter, then write “One True God” going

- Only One pattern, 1 per child (Resource DVD-ROM)
- Pens, 1 per child
- Highlighters or light markers, 1 per child
- Daily overview poster (AKA Daily Cipher—Teacher Resource Kit)

#### PRE-PREP

1. Photocopy the Only One pattern on white cardstock and cut in half, 1 per child.
2. Fold the bottom portion of the daily cipher up so the answer is covered and only the top part (the cipher) is showing. Hang it up.



- Optional: Student guides and supplies for Part 1 and Part 2
- Optional: Passports and magnifying glass decoders, 1 per child
- Day 1 memory verse poster (Teacher Resource Kit)

**8** The front page of each day's student guide is a review of today's lesson. The back page matches this section in the teacher guide.

vertically. Remind them again that there is only one true God. And the most amazing thing is that He loves each and every one of them! (This is a good spot to give a brief gospel explanation—a more detailed explanation will be given on Day 4.) Finish the Teach It! section by going over the daily cipher. After they figure it out, unfold the bottom so they can see the answer and remind them there aren't other gods—there's only one true God!

## Apply It!

In any remaining time, complete one or more of the following ideas in class. These are also in the *Primary Student Guides* and can be done at home with a parent or caretaker if you are out of time.

Supplies for this section are not included in the supply list on the back cover since they will vary depending on the activities you choose, so decide what you will do and add them to your supply list accordingly.

## Part 1: Commit This to Memory

**Today's Verse:** I am the Lord, and there is no other; there is no God besides Me. Isaiah 45:5

Show the passport with the memory verse and daily cipher. Give one to each child, if they haven't already received them. Also provide the magnifying glass decoder to read the memory verse in the passport. They can fill in the daily cipher with the stickers. Practice the verse a couple times, using the memory verse poster as a reference, then try the following challenge.

**Challenge:** Write each word of the verse (or have someone write them) on a separate index card. Mix them up. Time yourself and see how fast you can get the cards unscrambled and in the right order.

**Tomorrow's Verse:** Go therefore and make disciples of all the nations, baptizing them in the name of the Father and of the Son and of the Holy Spirit. Matthew 28:19

Try the challenge again, this time with tomorrow's verse.

## Part 2: Go and Do

1. Go on a scavenger hunt through your house to find books and movies that show either the one true God or a false god or gods. Figure out which heading they would come under—The One True God or The Deceiver.
2. Say a prayer (talk to) the one true God. Tell Him what you like about Him.
3. The one true God has given His very words to you in the Bible! It is full of teachings about how He wants you to live. As you read and study the Bible, look for His commands that tell you how to please Him. Talk to the Creator and tell Him that you want to obey His commands and ask for His help.
4. Check [answersvbs.com/isakids](http://answersvbs.com/isakids) for other fun information.

Ask yourself this question: How does knowing there's one true God make a difference in my life?