

2

2

2

2

2



3

3

3

3

3

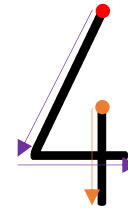
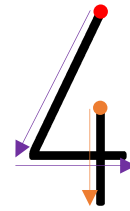
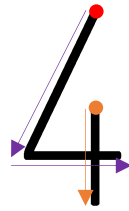
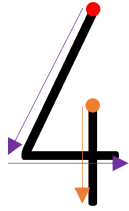
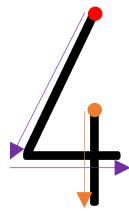
3

3

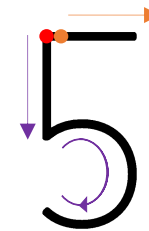
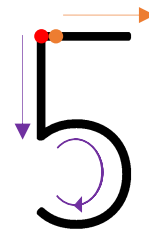
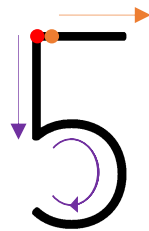
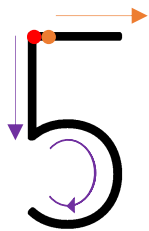
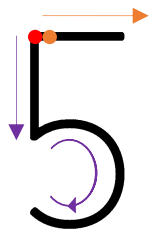
3

3

3



Handwriting practice lines for the number 4. The page features several sets of horizontal lines. The first set includes a black top line, a blue middle line, a gray bottom line, and a red baseline. The second set includes a gray top line, a green middle line, a red baseline, and a gray bottom line. The third set includes a gray top line, a red baseline, and a gray bottom line. The fourth set includes a gray top line, a red baseline, and a gray bottom line. The fifth set includes a gray top line, a red baseline, and a gray bottom line. The number 4 is written in black ink on the green line of the second set, with five instances.



Handwriting practice lines consisting of a top grey line, a middle blue line, a bottom red line, and a bottom-most grey line. Five large black numbers '5' are placed on the lines, each spanning from the top grey line to the bottom red line. The first number is on the left, and the others are spaced evenly across the line.





Handwriting practice lines consisting of a top grey line, a blue middle line, a green baseline, and a red bottom line. Five black number 6s are positioned between the green and red lines.

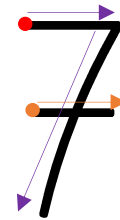
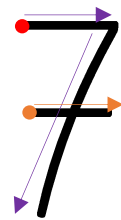
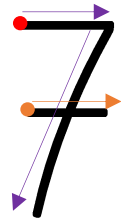
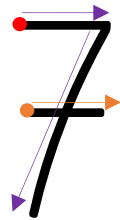
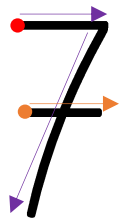
6

6

6

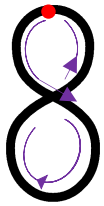
6

6



Handwriting practice lines for the number 7. The central row features five '7's on a four-line grid (black top, blue middle, green bottom, red baseline). Below this are two more sets of four-line grids for independent practice.







9 9 9 9 9

Handwriting practice lines consisting of a top grey line, a middle blue line, a baseline green line, and a bottom red line. Five cursive '9's are written between the green and red lines.

9 9 9 9 9