

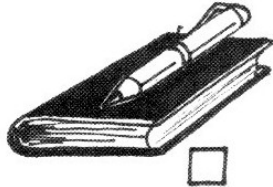
Date :

Prepositions of place (1).



1. Listen and repeat.



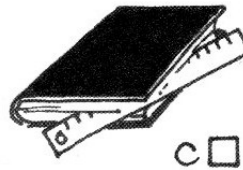

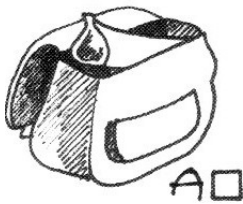
2. Listen and put in order.




3. Listen and repeat.



4. Listen and tick.



5. Write words.



desk-in-book-on

A. The ruler is _____ the book.

B. The pencil case is _____ the bag.

C. The _____ is in the bag.

D. The bag is on the _____.

6. Draw.

The ruler is on the pencil case.



The book is on the desk.





7. Associate.

- The pen is in the pencil case. ●
- The pencil case is in the bag. ●
- The pencil case is on the bag. ●




8. Write sentences.



	The pen is on the book. _____
	The book is on the desk. _____

7. Associate.

- The pen is in the pencil case. ●
- The pencil case is in the bag. ●
- The pencil case is on the bag. ●




8. Write sentences.



	The pen is on the book. _____
	The book is on the desk. _____

7. Associate.

- The pen is in the pencil case. ●
- The pencil case is in the bag. ●
- The pencil case is on the bag. ●

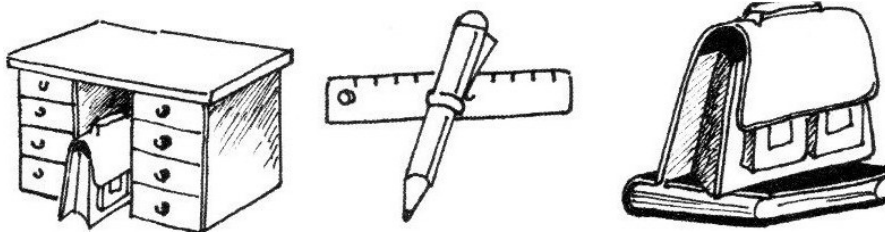


8. Write sentences.

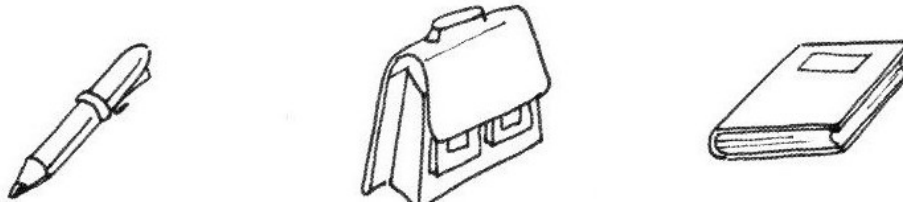
	The pen is on the book. _____
	The book is on the desk. _____

Prepositions of place (2).


1. Listen and repeat.




2. Listen and draw.




3. Listen and repeat.



4. Listen and circle.




5. Listen and make arrows.




6. Associate.


The bag is under the desk.




The pen is next to the pencil case.




The pen is in the pencil case.




The ruler is in the bag.



7. Draw.



8. Split objects exercise 7 and stick.




Where is it ?

1. Listen and repeat.


in ; on; under; behind; between; beside.

2. Complete the sentences.


Where's Twit the clown ?




1. Twit the clown is
..... the table.




2. Twit the clown is
..... the table.




3. Twit the clown is
..... the bag.



4. Twit the clown is
..... the bag.

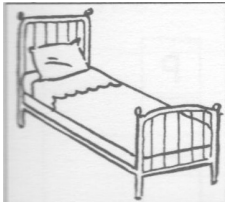


5. Twit the clown is
..... two bags.




6. Twit the clown is
..... the table.


3. Listen, repeat and draw.



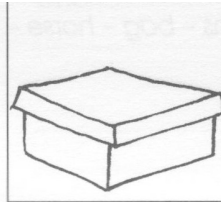
1. The cat is **in**
the bed.



2. The mouse is
beside the chair.



3. The cat is
behind the tree.



4. The mouse is
on the box.



5. The cat is
under the bed.