

a


A



a A

b

B



b B

c


C



c C

d

D



d D

e

E



e

E

f

F



f

F

g

G



g

G

h

H



h

H

i

J




i

J

j

J



j


J

k K

l L




k K




l L

m M



m M

n N



n N

o

O



o

O

n

N



n

N



q

Q



q

Q

r


R



r R

s

S



s

S

t


T



t


T

u U




u U

v V



v V

w W



w W

x X



x X

Handwriting practice for the letter 'y'. The section is enclosed in a blue dashed border. It features a set of four horizontal lines (top, middle, baseline, and bottom) with a red baseline. A lowercase 'y' and an uppercase 'Y' are shown in a cursive style, with arrows indicating the stroke direction. Below the lines, there is a cartoon illustration of a grey bison with yellow horns, and the letters 'y' and 'Y' in a simple, bold, sans-serif font.

Handwriting practice for the letter 'z'. The section is enclosed in a green dashed border. It features a set of four horizontal lines (top, middle, baseline, and bottom) with a red baseline. A lowercase 'z' and an uppercase 'Z' are shown in a cursive style, with arrows indicating the stroke direction. Below the lines, there is a cartoon illustration of a zebra, and the letters 'z' and 'Z' in a simple, bold, sans-serif font.