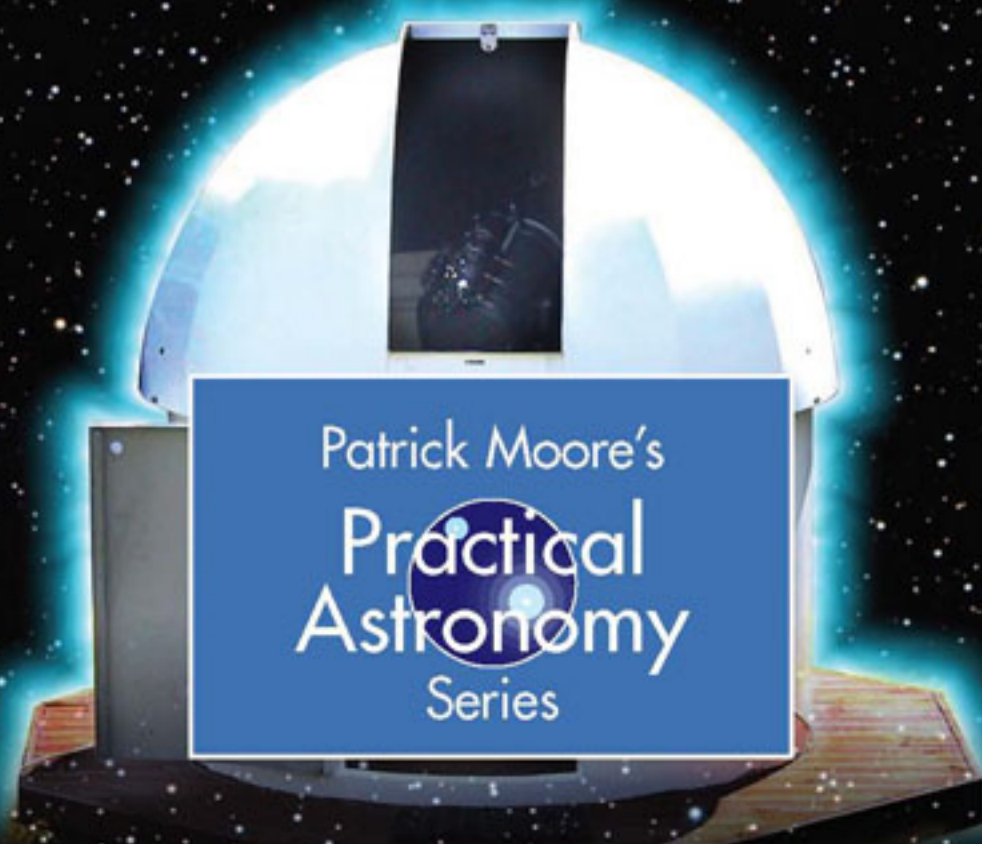


**Greg Parker**



**Making  
Beautiful Deep-Sky  
Images**

**Astrophotography with Affordable  
Equipment and Software**





# Patrick Moore's Practical Astronomy Series

---

## Other Titles in this Series

Navigating the Night Sky

How to Identify the Stars and  
Constellations

*Guilherme de Almeida*

Observing and Measuring Visual

Double Stars

*Bob Argyle (Ed.)*

Observing Meteors, Comets, Supernovae  
and other transient Phenomena

*Neil Bone*

Human Vision and The Night Sky

How to Improve Your Observing Skills

*Michael P. Borgia*

How to Photograph the Moon and Planets  
with Your Digital Camera

*Tony Buick*

Practical Astrophotography

*Jeffrey R. Charles*

Pattern Asterisms

A New Way to Chart the Stars

*John Chiravalle*

Deep Sky Observing

The Astronomical Tourist

*Steve R. Coe*

Visual Astronomy in the Suburbs

A Guide to Spectacular Viewing

*Antony Cooke*

Visual Astronomy Under Dark Skies

A New Approach to Observing Deep Space

*Antony Cooke*

Real Astronomy with Small Telescopes

Step-by-Step Activities for Discovery

*Michael K. Gainer*

The Practical Astronomer's Deep-sky  
Companion

*Jess K. Gilmour*

Observing Variable Stars

*Gerry A. Good*

Observer's Guide to Stellar Evolution

The Birth, Life and Death of Stars

*Mike Inglis*

Field Guide to the Deep Sky Objects

*Mike Inglis*

Astronomy of the Milky Way

The Observer's Guide to the  
Southern/Northern Sky Parts 1 and 2  
hardcover set

*Mike Inglis*

Astronomy of the Milky Way

Part 1: Observer's Guide to the  
Northern Sky

*Mike Inglis*

Astronomy of the Milky Way

Part 2: Observer's Guide to the  
Southern Sky

*Mike Inglis*

Observing Comets

*Nick James and Gerald North*

Telescopes and Techniques

An Introduction to Practical Astronomy

*Chris Kitchin*

Seeing Stars

The Night Sky Through Small Telescopes

*Chris Kitchin and Robert W. Forrest*

Photo-guide to the Constellations

A Self-Teaching Guide to Finding Your  
Way Around the Heavens

*Chris Kitchin*

Solar Observing Techniques

*Chris Kitchin*

How to Observe the Sun Safely

*Lee Macdonald*

The Sun in Eclipse

*Sir Patrick Moore and Michael Maunder*

Transit

When Planets Cross the Sun

*Sir Patrick Moore and Michael Maunder*

Light Pollution

Responses and Remedies

*Bob Mizon*

Astronomical Equipment for Amateurs


*Martin Mobberley*

The New Amateur Astronomer


*Martin Mobberley*

Lunar and Planetary Webcam User's Guide

*Martin Mobberley*



**Making Beautiful  
Deep-Sky Images**



**Astrophotography with Affordable  
Equipment and Software**

Greg Parker

 Springer

Greg Parker  
School of Electronics & Computer Science  
University of Southampton  
Highfield  
Southampton  
SO17 1BJ UK  
personal: gjp@ecs.soton.ac.uk

*Cover Illustration: M31 - The Great Andromeda Galaxy*

Library of Congress Control Number: 2007929733

Patrick Moore's Practical Astronomy Series ISSN 3192

ISBN-13: 978-0-387-71352-6      e-ISBN-13: 978-0-387-71353-3

Printed on acid-free paper.


© 2007 Springer Science+Business Media, LLC

All rights reserved. This work may not be translated or copied in whole or in part without the written permission of the publisher (Springer Science + Business Media, LLC, 233 Spring Street, New York, NY 10013, USA), except for brief excerpts in connection with reviews or scholarly analysis. Use in connection with any form of information storage and retrieval, electronic adaptation, computer software, or by similar or dissimilar methodology now known or hereafter developed is forbidden. The use in this publication of trade names, trademarks, service marks, and similar terms, even if they are not identified as such, is not to be taken as an expression of opinion as to whether or not they are subject to proprietary rights.


9 8 7 6 5 4 3 2 1

springer.com

*I dedicate this book to my wife **Helga**, who understands my obsession, and whose favourite image was M13, but is now the wide field version of the Rosette.*



# Contents



Preface.....	xi
Acknowledgements .....	xiii
Chapter 1	How did I start?..... 1
Chapter 2	The Beginning – and a Serious Health Warning! ..... 15
Chapter 3	Assembling your Imaging System ..... 19
	Refractor or Reflector, or Perhaps Both? ..... 19
	Reflecting Telescope as the Main Imaging Scope..... 22
	Refractor as the Main Imaging Telescope ..... 25
	Reflector/Refractor Imaging Combination ..... 27
	Polar Alignment ..... 28
	Collimation of an SCT..... 29
	The CCD Camera ..... 29
	Celestron Nexstar 11 GPS SCT ..... 30
	Takahashi Sky 90 Refractor ..... 32
	Sub-exposure Times..... 32
	Narrowband Imaging and Light Pollution Filters..... 36
Chapter 4	Computational Considerations – Data Acquisition and Image Processing..... 39

Chapter 5	A Permanent Setup.....	45
Chapter 6	First Light – Choosing your Objects.....	49
	Some Possible Examples.....	50
	Spring.....	50
	Summer.....	52
	Autumn.....	53
	Winter.....	54
	Other Things to Image.....	56
Chapter 7	First Light – your First Objects.....	57
	Stop Press!!.....	60
Chapter 8	Hyperstar Imaging.....	61
	Sub-exposure Times with the Hyperstar.....	65
	The Images.....	67
Chapter 9	Wide-Field Imaging with a Short Focal Length Refractor.....	69
Chapter 10	Basic Image Processing.....	73
	Creating the Image Processing File.....	74
	Processing the Combined File Dataset.....	76
	A “Quick” Process of a Single Frame of the Pleiades.....	77
	PhotoShop Processing of the Pleiades Data and Use of Noel Carboni’s Actions.....	78
	Forming a Mosaic.....	80
Chapter 11	The Deep-Sky Images.....	95
Chapter 12	Differentiating your Work.....	139
	Asteroid 162 Laurentia.....	145
Chapter 13	Your Largest Resource.....	147
Chapter 14	Book Recommendations.....	153
Appendix 1	The Angular Size of Objects in the Sky.....	157
Appendix 2	The Designation of Deep-Sky Objects.....	159
	General Deep-Sky Objects.....	160
	Diffuse Nebula.....	160
	Dark Nebulae.....	161
	Open Clusters.....	161
	Galaxies.....	161
	Galaxy Clusters.....	162




**Physics World Article**.....163  
    Most Amazing 2½ Hours of my Life – So Far!.....163


**Greg Parker** .....167  
    University Website Biography.....168

**Postscript – and a Tiny Admission** .....171

**Index** .....173



# Preface



I have recently discovered the most satisfying hobby so far, and to be frank, I have pursued quite a few hobbies in my time! This one encompasses computers, optics, precision mechanics, digital image processing and artistic appreciation, and it therefore satisfies just about every major interest I have in one go. The hobby is taking photographic images of the deep-sky.

I have not met anyone, so far, that has not been moved, sometimes to a great extent, by the images you will find within the pages of this book. Some people will actually admit to being frightened by the vastness of space that these images depict. I am not frightened by these images, but I am certainly awe-struck by them, and they do make me feel rather insignificant regarding the grand scale of things. I am also still firmly in the grip of being totally amazed that the capability to take such awe-inspiring images is now available to anyone with sufficient time and effort to dedicate to this most rewarding of hobbies.

This book has two aims. The first is to show you the richness, wonder, and beauty of deep-sky objects. The second is to show you how you can take these images for yourself, using readily available commercial equipment.

I really envy those of you who will embark on this adventure for the very first time after reading the contents of this book. Savour and record every moment, it is truly a unique life-experience!

Greg Parker  
Brockenhurst, Hampshire, U.K.  
2007.