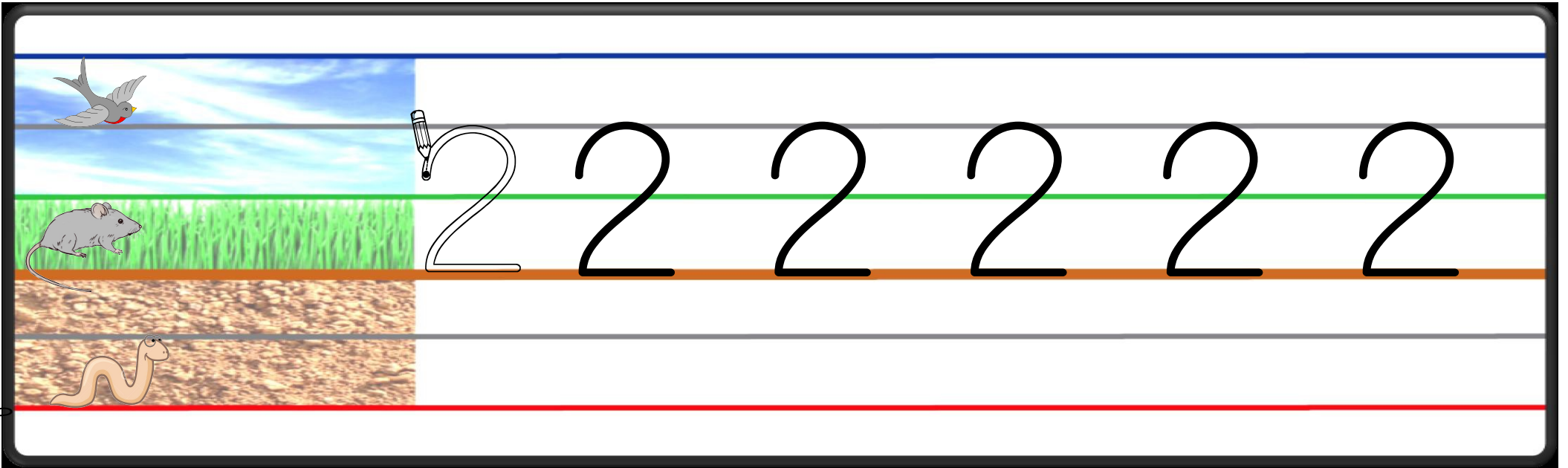




Handwriting practice row 1. The background is divided into four horizontal bands: blue sky with a bird, green grass with a mouse, brown soil with a snake, and a red bottom band. The writing area is defined by a blue top line, a grey middle line, and a red bottom line. It contains a pencil icon with a stroke order arrow, followed by five large black numbers '1' for tracing.



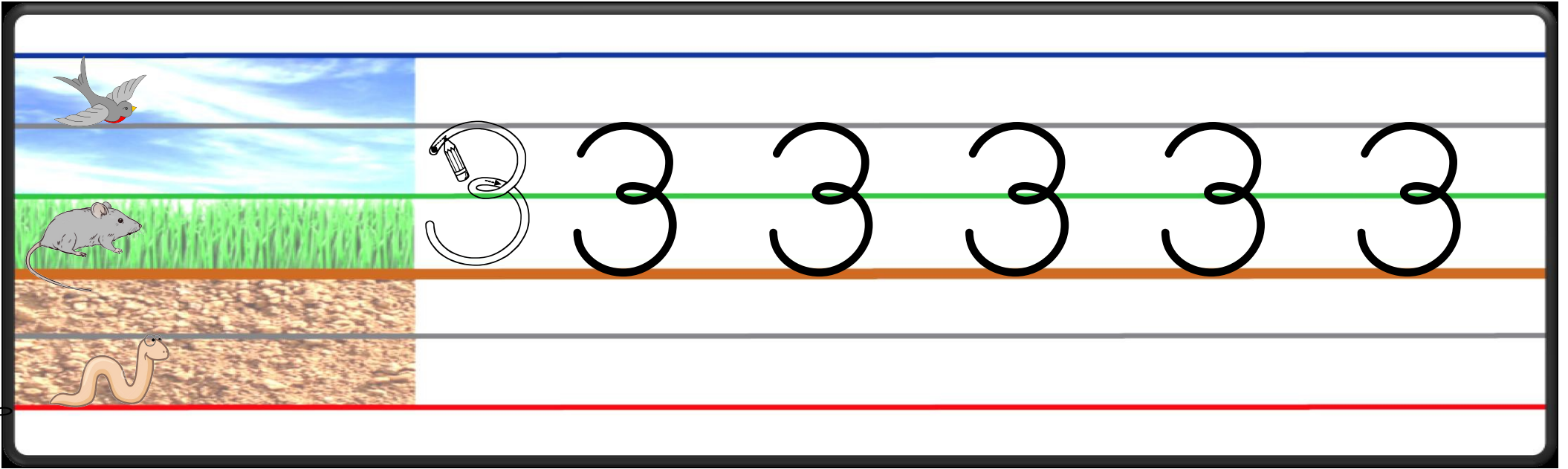
Handwriting practice row 2. The background and color bands are identical to row 1. The writing area is defined by the same blue, grey, and red lines but is currently blank for independent practice.



Handwriting practice row 1. The row is divided into four horizontal bands: blue (sky), green (grass), brown (ground), and red (baseline). On the left side, there are illustrations of a bird in the sky, a mouse in the grass, and a snake on the ground. The number '2' is written in a cursive style, starting with a pencil icon. This is followed by five more '2's in a simple, bold, black font.



Handwriting practice row 2. This row is identical in layout to row 1, with the same four horizontal bands (blue, green, brown, red) and illustrations of a bird, mouse, and snake on the left. However, the number '2' is not present in this row, leaving the space blank for independent practice.



Handwriting practice row 1. The left side features a vertical strip with four horizontal sections: a blue sky with a bird, green grass with a mouse, brown soil with a snake, and a red ground line. The right side contains a series of horizontal lines (blue, grey, green, brown, grey, red) with the number '3' written in a cursive font. The first '3' is a tracing guide with a pencil icon and arrows showing stroke direction. It is followed by five solid black '3's for tracing.



Handwriting practice row 2. The left side features a vertical strip with four horizontal sections: a blue sky with a bird, green grass with a mouse, brown soil with a snake, and a red ground line. The right side contains a series of horizontal lines (blue, grey, green, brown, grey, red) for independent practice, with no numbers present.



Handwriting practice row 1. The row is divided into two sections. The left section is a vertical strip containing four horizontal bands: a blue sky with a bird, a green grass field with a mouse, a brown dirt path, and a red ground line with a snake. The right section is a large white area with four horizontal lines (blue, grey, green, brown) and a red line at the bottom. It contains a large number '4' with a pencil and a vertical line indicating stroke order, followed by five smaller number '4's.



Handwriting practice row 2. This row is identical in structure to row 1, with a vertical illustration strip on the left and a large white writing area on the right. However, the writing area in this row is completely blank, intended for independent practice.



This row is designed for handwriting practice. It features a background divided into four horizontal color bands: blue (sky), green (grass), brown (earth), and red (ground). On the left side, there are illustrations of a bird in flight, a mouse, and a snake. The main area contains a tracing guide for the number 5, which includes a small diagram showing the stroke order with a pencil and a red arrow, followed by five large, solid black numbers 5 for tracing.

This row is a blank handwriting practice area. It features the same four-color background (blue sky, green grass, brown earth, red ground) and illustrations of a bird, mouse, and snake on the left side. The rest of the row is empty, providing space for independent practice of writing the number 5.



Handwriting practice row 1. The left side features a vertical illustration divided into three horizontal sections: a blue sky with a grey bird flying, a green grassy field with a grey mouse, and a brown dirt path with a tan snake. The right side of the row contains a series of horizontal lines: a top blue line, a middle grey line, a green line, a brown line, and a bottom red line. A white outline of the number 6 with a pencil icon at its starting point is positioned at the beginning of the green line. This is followed by five solid black number 6s, each starting at the top grey line and ending at the bottom brown line.



Handwriting practice row 2. The left side features a vertical illustration divided into three horizontal sections: a blue sky with a grey bird flying, a green grassy field with a grey mouse, and a brown dirt path with a tan snake. The right side of the row contains a series of horizontal lines: a top blue line, a middle grey line, a green line, a brown line, and a bottom red line. This row is otherwise blank, intended for independent practice of writing the number 6.

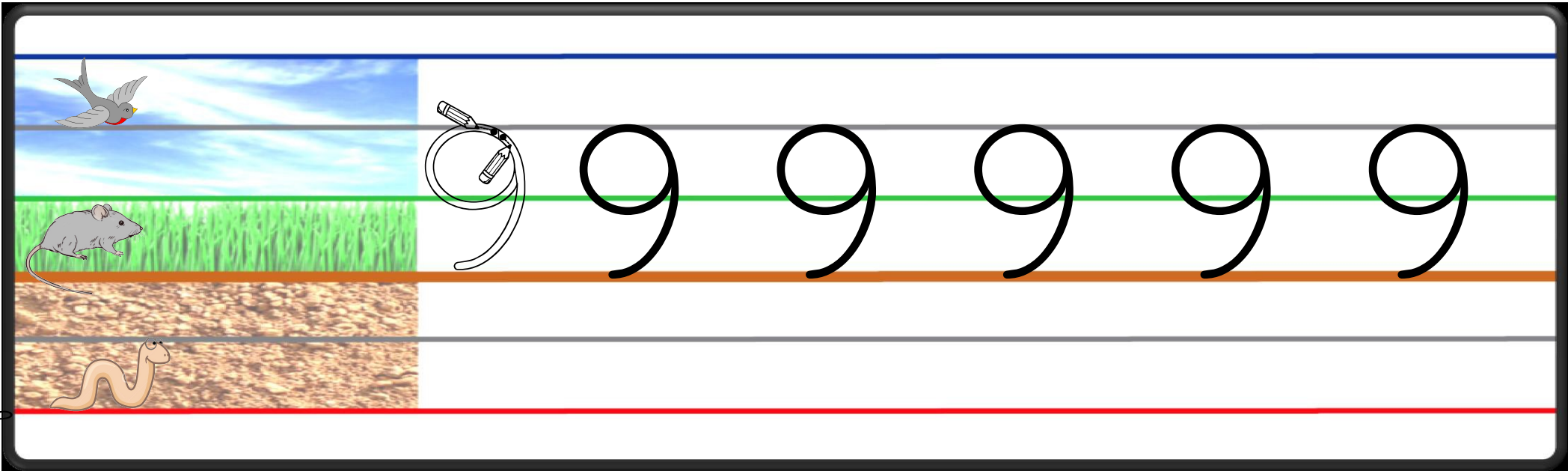
This row is designed for practicing the number 7. It includes a vertical illustration strip on the left with a bird, a mouse, and a snake. The main area contains a stroke order diagram for the number 7, followed by five identical 7s for tracing. The background consists of four horizontal lines: blue at the top, grey in the middle, green below that, and red at the bottom.

This row is a blank template for practicing the number 7. It features the same four-line grid (blue, grey, green, red) and vertical illustration strip (bird, mouse, snake) as the first row, but without any numbers or diagrams.

A handwriting practice row with a four-color background: blue sky, green grass, brown earth, and red ground. The row is divided into four horizontal bands by grey lines. The first band contains a bird flying in the sky. The second band contains a mouse in the grass. The third band contains a snake on the ground. The fourth band is empty. The row contains a sequence of eight '8' characters for tracing: one with a pencil icon at the top left, followed by seven plain black '8' characters.

A blank handwriting practice row with a four-color background: blue sky, green grass, brown earth, and red ground. The row is divided into four horizontal bands by grey lines. The first band contains a bird flying in the sky. The second band contains a mouse in the grass. The third band contains a snake on the ground. The fourth band is empty.





Handwriting practice row 1. The row is divided into two sections. The left section is a vertical strip containing four horizontal bands: a blue sky with a white bird, a green grassy field with a grey mouse, a brown dirt path, and a tan snake. The right section contains five large, black, cursive lowercase '9' characters for tracing, positioned between a blue top line, a green middle line, and a brown bottom line. A small illustration of a pencil and a looped string is at the start of the right section.



Handwriting practice row 2. This row is identical in structure to row 1, featuring a vertical strip on the left with the same four horizontal bands (sky/bird, grass/mouse, dirt/snake) and a large blank area on the right for independent practice, bounded by blue, green, and brown lines.

