


## Day 2

# Opening Celebration



### 1. Welcome everyone.

Play the *Celebration Music* CD as participants register or sign in each day. When you're ready to begin, gather the Tribes.




#### CD Track 1

Encourage everyone to join in singing "God With Us." (Words and motions are on page 48.) Tribes can easily join in the circle dance as they enter the Celebration area.

Say: **Welcome back to Hometown Nazareth—where Jesus was a kid! Each day this week, we'll begin and end our time in Celebration, praising and worshipping God's true Son, Jesus!**

### 2. Review and sing "Great Things!"

Ask everyone to tell you what happened yesterday. They might tell you about meeting Mary and her neighbor Eunice or visiting a Marketplace shop or playing a fun game.

Say: **We had a lot of fun at Hometown Nazareth yesterday. We learned that God chose Mary to be Jesus' mother.  Jesus had a family...we do too. We learned so many great things yesterday. And I'm excited about the great things we'll learn today, too. In fact, great things happen when we come together in Hometown Nazareth. That reminds me of a song. Hmm. What can it be? Wait for kids to shout "Great Things!" Say: Oh, yeah. What a great song! Let's sing!**



#### CD Track 7

Briefly review the words and motions to "Great Things!" (Words and actions are on page 55.) Sing the song.

### 3. Introduce the Bible Point.


Say: **Today we'll learn about Jesus' birth and how he got his name.**



**Jesus had a name...we do too! Let's find out some new names right now. Find two people you don't know, ask their names, and tell them your name, too. Pat their backs, and say: "Welcome back to Hometown Nazareth." Allow time for Tribes to do this, and then ring the Shepherd's Bell to get their attention.**

## Field Test Findings

Did you get with Eunice ahead of time and arrange for her to make an appearance? We had Eunice walk through the Celebration area toward Mary's House. The Celebration Leader said to the Tribes: "Oh look! There's Eunice. Let's wave to her." As everyone was waving, the Celebration Leader said: "Hi, Eunice! We'll be visiting Mary soon. Hope to see you, too! Take care!"



## Notes From Nazareth

Making an X with the pointer and middle fingers of each hand for "name" is like when a person signs their name by an X on an agreement or like X marks the spot!

Say: **In case you haven't met these people yet, let me tell you their names now.** Then introduce the Hometown Nazareth VBS Director by name, a few Shopkeepers by name, several church volunteers by name, and so on.

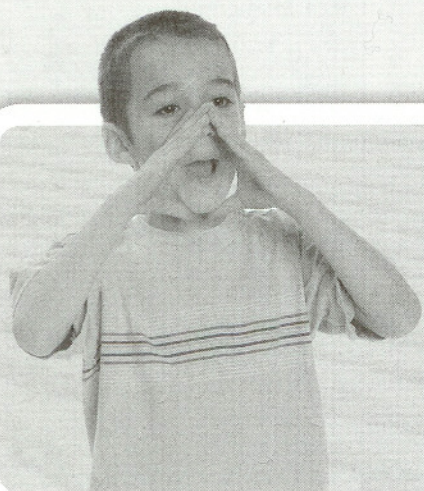
Say: **What a lot of good people with good names!**

### 4. Teach the Bible verse.

Open the Bible to today's verse.

Say: **Our Bible verse is found in Isaiah 43:1. God says, "I have called you by name; you are mine." We belong to God. He thinks we're special!**

Teach these actions to help everyone remember the Bible verse: Have everyone cup their hands around their mouth for "I have called you." Have everyone make an X with the pointer and middle fingers of each hand for "by name." Have them hug themselves for "you are mine."



**"I have called you..."**



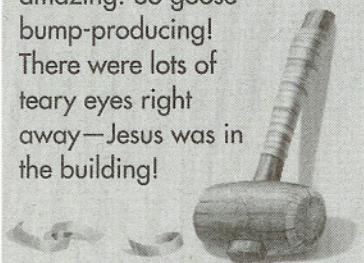
**"...by name;..."**




**"...you are mine."**


## Field Test Findings

"Jesus Messiah" was so beautiful! So worshipful! So amazing! So goose-bump-producing! There were lots of teary eyes right away—Jesus was in the building!



### 5. Sing "Jesus Messiah."

Say:  **Jesus had a name...we do too! Let's learn a song that tells us more names that describe Jesus. The words "the rescue for sinners, the ransom from heaven" mean that Jesus is God's Son who came to save us from the bad things we do. Everyone who believes that Jesus is God's true Son will live with him forever. Let's sing!**



Don't take a lot of time explaining the actions for "Jesus Messiah." It's slow enough that you can call out the words and motions before you sing them. (Words and motions are on page 53.)

Say: **Wow! Beautiful singing! You are amazing! All the words we sang are names of Jesus. At the end of this week, you get to take your own iGrow Chart home. The chart lists other names of Jesus and where you can find them in the Bible. After Hometown Nazareth, you and your family can keep growing with Jesus, learning more and more about him!**

## 6. Ask about God Sightings.

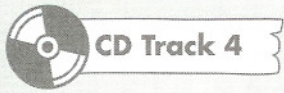
Say: **There are so many things I want to praise God for. God is so good to give us his Son, Jesus. Before we left Hometown Nazareth yesterday, we talked about God Sightings—evidence of our wonderful God—all around us every day! I'm curious...how did you see God "in action" after you left Nazareth yesterday?** Get several responses.

Hold up a God Sightings Sheep.

Say: **You all will get to share your God Sightings with your Tribe. Your Tribe Leader will write them on a God Sightings Sheep, and then you will tape it to the pasture. Motion toward the God Sightings pasture. Throughout the week, we'll watch our flock of sheep grow. God is in our lives!**

## 7. Sing "Lord, I Lift Your Name on High."

Say: **Let's praise our wonderful God with a song, thanking him for being in our lives!**




Briefly explain the words and motions to "Lord, I Lift Your Name on High." (Words and motions are on page 52.) Have everyone hold both palms facing each other in front like a path for "to show the way." Have everyone brush their palms together as if cleaning them for "my debt to pay." Sing the song.

## 8. Head to Hometown Huddles.

Say: **We love God's Son, Jesus, and we want everyone else to love him too. Your Tribe Leader will tell you a mission to accomplish today in Hometown Nazareth. Tell people you meet about Jesus. Be kind! Be loving! Offer a helping hand! Invite people to the closing Celebration.**

- ➔ Ask a child to pray.
- ➔ Give announcements, and remind Tribes to work on their cheers.
- ➔ Remind Tribes that when they hear the Shepherd's Bell, they'll know it's time for their trip to Hometown Nazareth.
- ➔ Play the *Celebration Music* CD in the background during Hometown Huddle time.



# Field Test Findings

Everyone caught on to the idea of God Sightings right away. So many kids wanted to share with the large group. The leader had to say several times that everyone would get to share with their Tribe. One little boy said, "My Tribe Leader is a God Sighting to me. He tells me about Jesus." Another child said, "I was a God Sighting to my brother. I said a prayer with him."

