





Palmarés par équipe**GAF - parcours A - 5-7 ans**

Rang	Equipe					Total
1	SAS 1	38.60	38.40	43.00	38.80	158.80
2	SAS 2	38.20	36.00	43.20	40.40	157.80
3	SGABLERE 2	37.90	37.00	42.50	39.50	156.90
4	ESVRES 1	37.00	37.90	41.80	40.00	156.70
5	ARTANNES	38.20	38.10	42.40	37.50	156.20
6	LUYNES	37.60	37.50	41.50	38.90	155.50
7	ESVRES 2	37.40	36.50	41.70	36.00	151.60
8	SGABLERE 1	37.40	36.00	42.20	33.10	148.70
9	MONTS	37.00	33.90	40.80	36.40	148.10
10	CHANCEAUX	33.40	35.30	40.80	37.90	147.40
11	ASPTT CHATEAUROUX	29.20	34.90	36.80	40.30	141.20
12	L ALERTE SAINT GEORGES	35.00	27.80	39.90	31.80	134.50
13	VENDOME	21.40	14.80	24.20	17.40	77.80