

Prénom :	Date :
Domaine : écriture	Consigne : repasse sur les mots en cursive

Bonne année

Bonne année

Bonne année

Bonne année

Bonne année

Bonne année

Prénom :	Date :
Domaine : écriture	Consigne recopie les mots en cursive

Bonne année 2014

Handwriting practice lines with starting dots.

Prénom :

Date :

Domaine : écriture

Consigne recopie le texte en cursive

Nous vous souhaitons nos meilleurs  
vœux pour cette nouvelle année 2014.

---



















---

---

---

---

Prénom :	Date :
Domaine : discrimination visuelle	Consigne : entoure la bonne année 2014



Prénom :

Date :

Domaine : graphisme

Consigne : décore la bonne année avec différents graphismes

Bonne année

2014

Bonne année

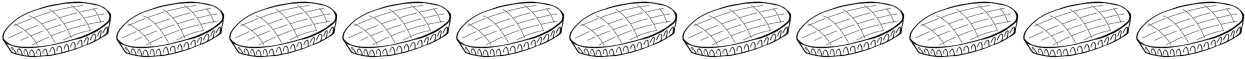
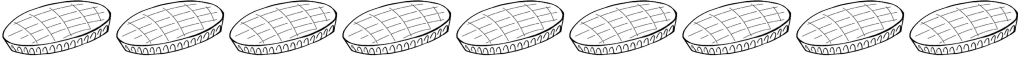
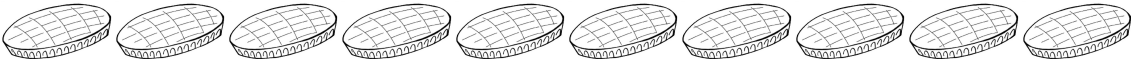
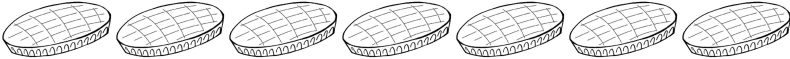
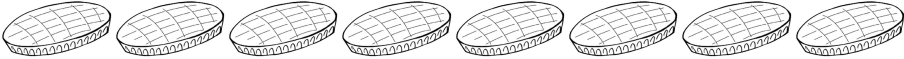
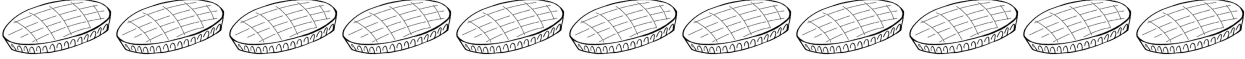
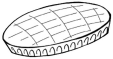
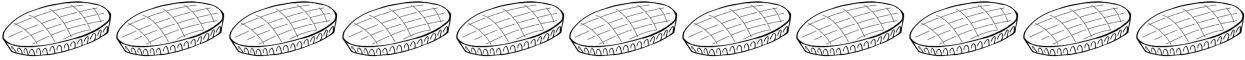
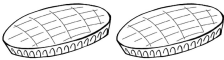
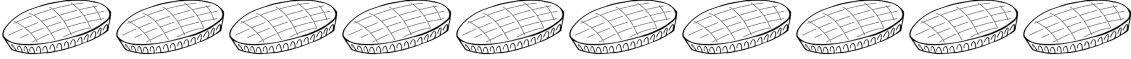
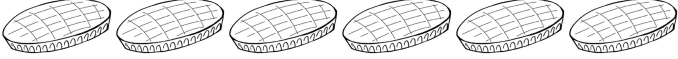
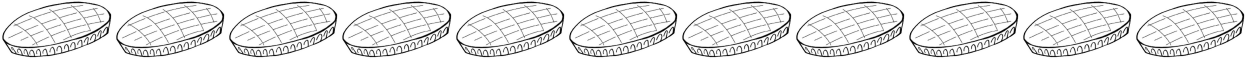
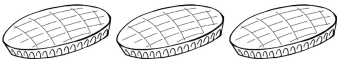
2014

Prénom :

Date :


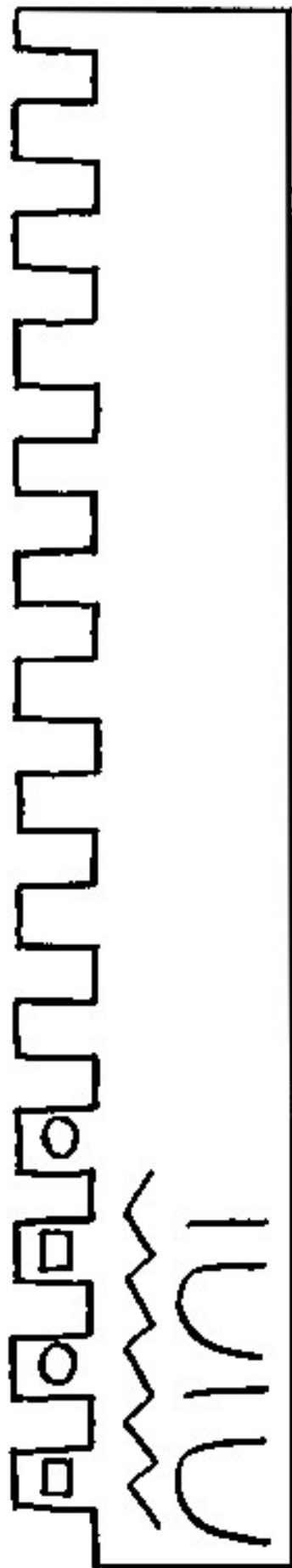
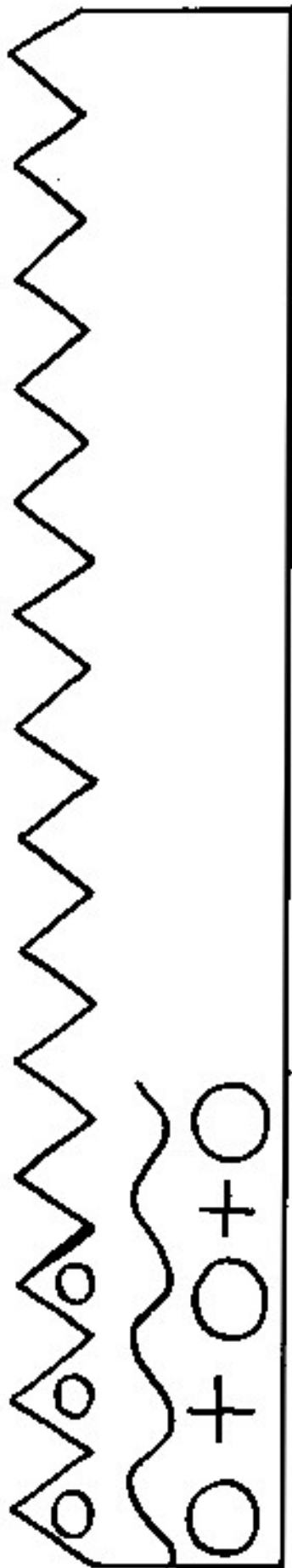
Domaine : numération

Consigne : compte et écris le bon nombre de galettes

# Graphisme: les couronnes

Décore les couronnes en suivant le modèle.



Prénom :

Date :

## Observation : les couronnes

Relie par un trait les couronnes identiques.

Colorie-les.




.



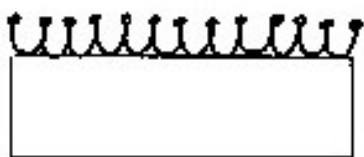
.




.



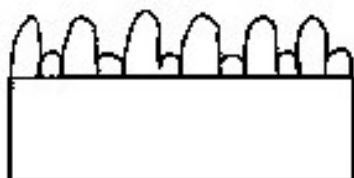
.



.



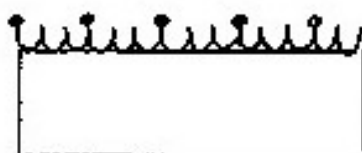
.




.



.



.



.







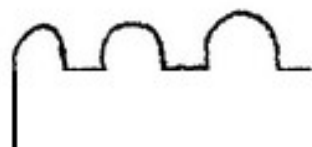


Prénom :

Date :







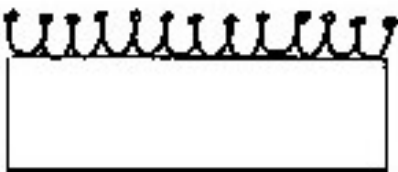


Domaine : graphisme

## Graphisme: les couronnes

Continue le dessin des couronnes en suivant les modèles.



Prénom :	Date :
Domaine : graphisme	Consigne : reproduis exactement chaque couronne

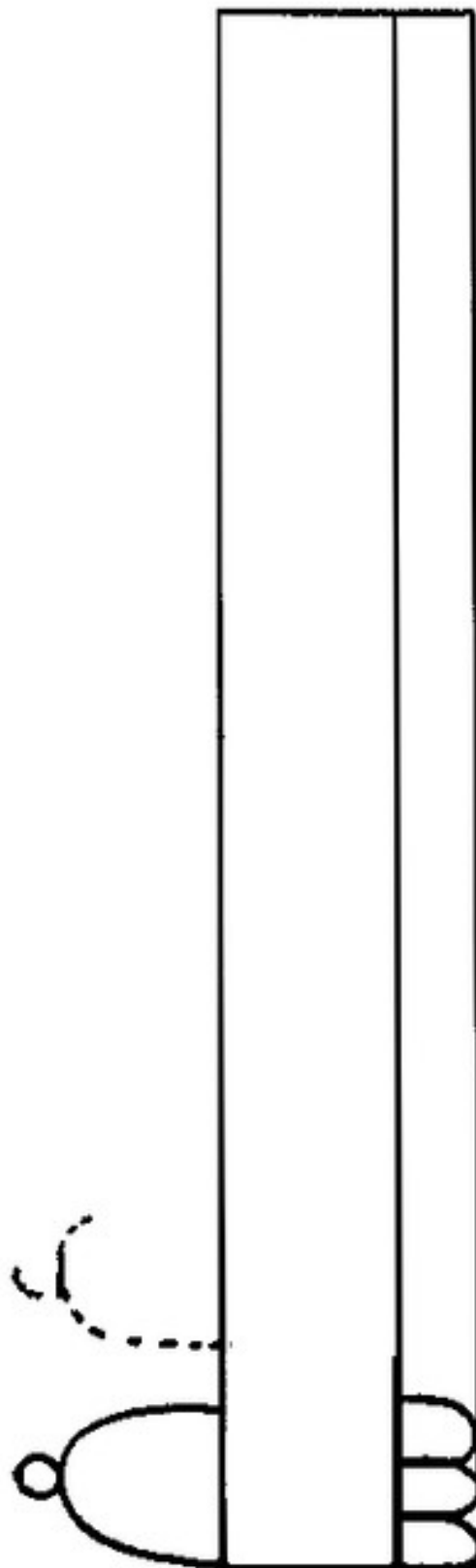
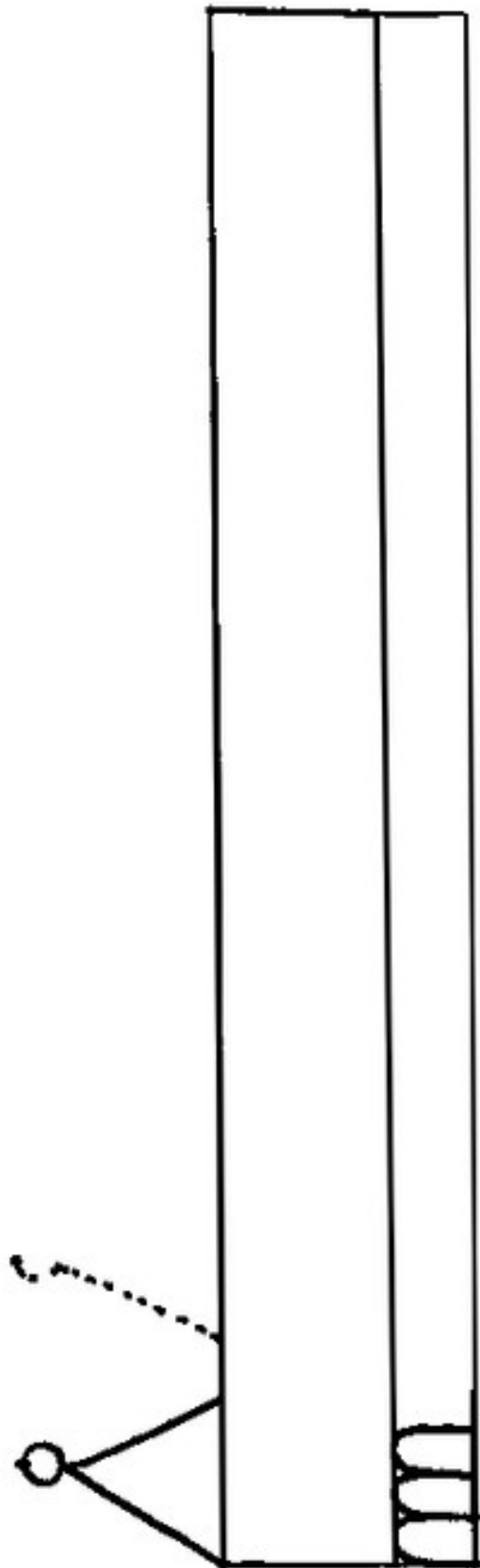


Prénom :

Date :

# Graphisme: les couronnes

Décore les couronnes en suivant le modèle.

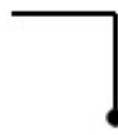
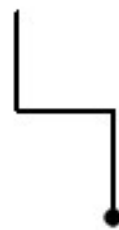
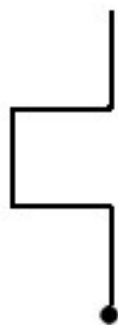



Prénom :

Date :

# Graphisme: les créneaux

Repasse sur le modèle puis continue les créneaux



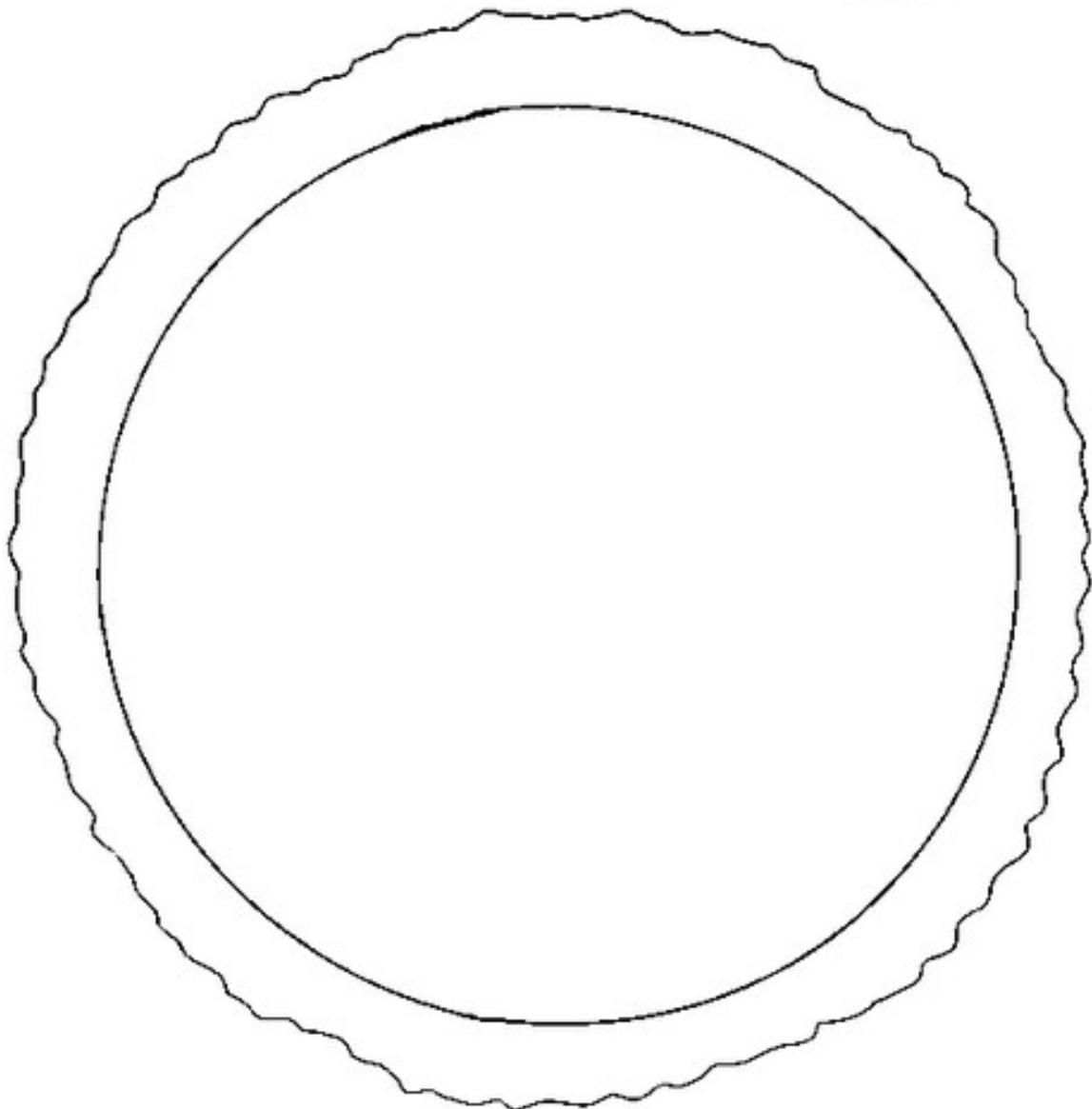
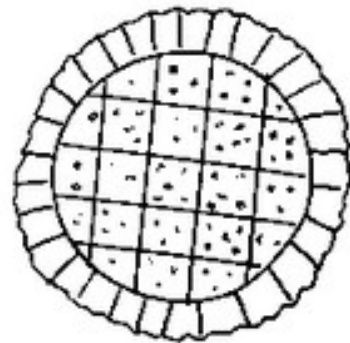
Prénom :

Date :

# Graphisme: la galette

Complète le dessin de la galette comme sur le modèle.

---



Prénom :

Date :

## Du plus petit au plus grand : les couronnes

Découpe, range et colle les couronnes, de la plus petite à la plus grande dans le sens de la flèche.

--	--	--	--	--

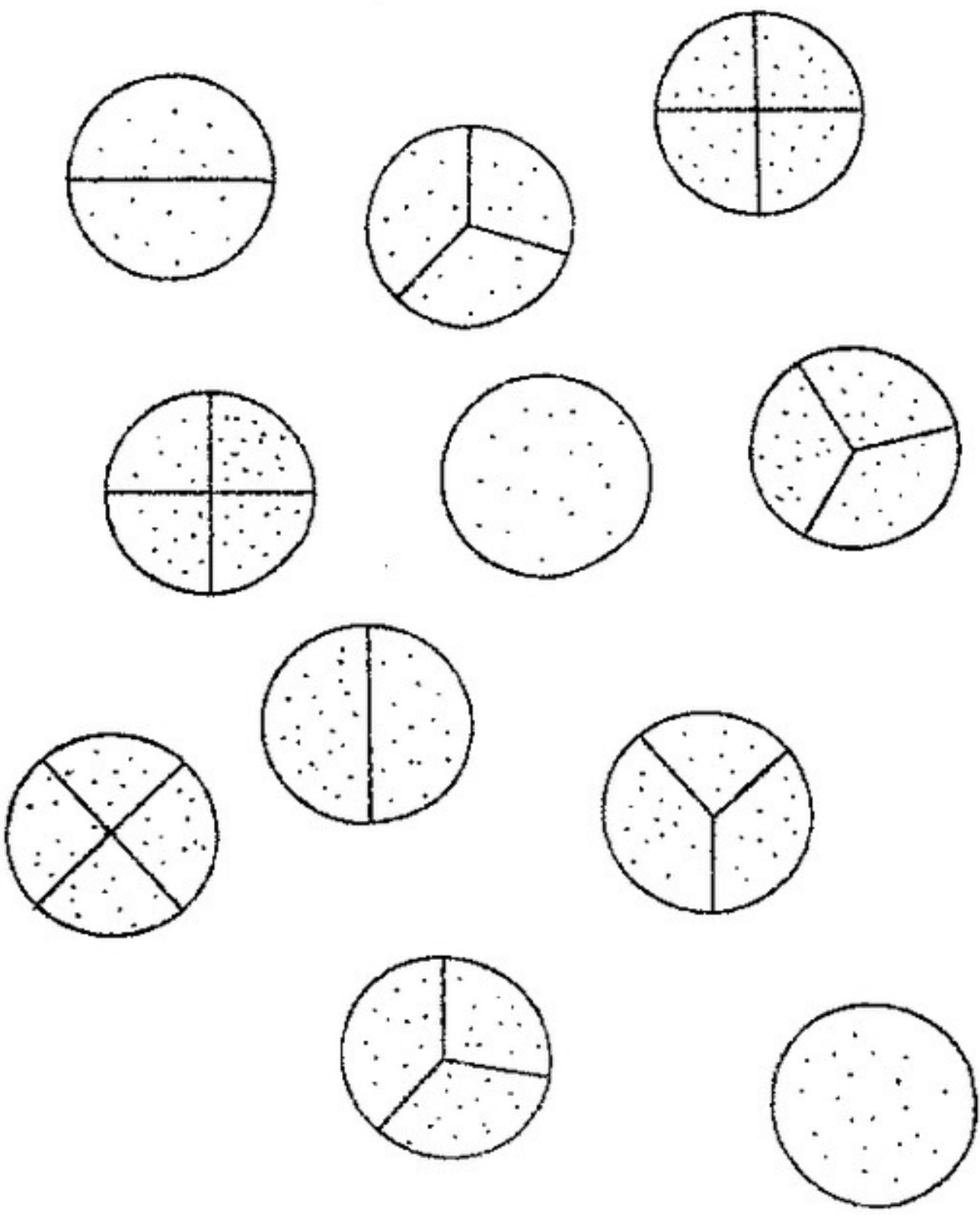


Prénom :

Date :

# Numération: les parts de galette

Colorie en rouge les galettes coupées en 2 parts, en vert celles coupées en 3 parts et en bleu celles coupées en 4 parts

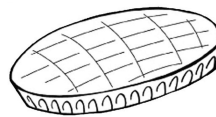
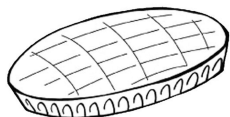
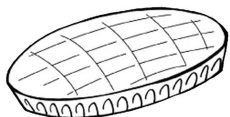
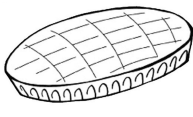
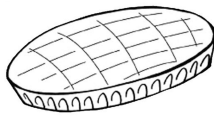
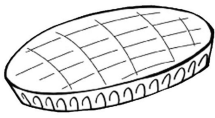
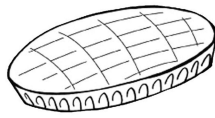
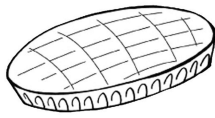
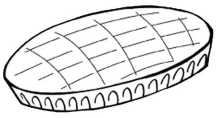
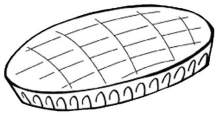
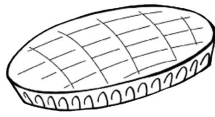
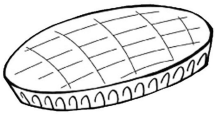
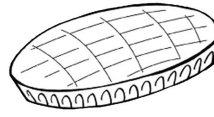
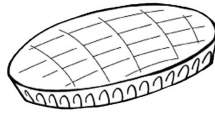
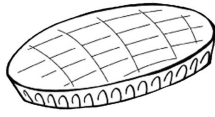
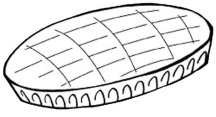
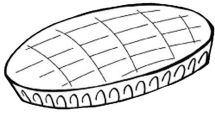
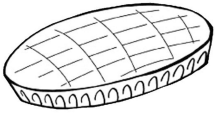
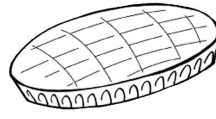
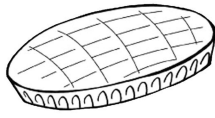
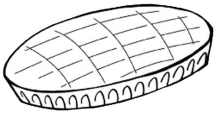
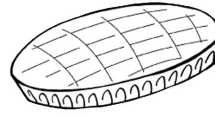
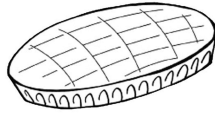
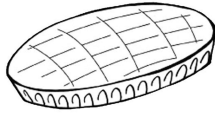
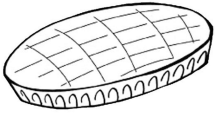
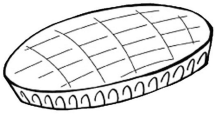


Prénom :

Date :

Domaine : numération

Consigne : compte et écris le bon nombre de galettes





Prénom :	Date :
Domaine : langage écrit	Consigne : recompose les mots suivants

<b>B</b>	<b>O</b>	<b>N</b>	<b>N</b>	<b>E</b>

<b>A</b>	<b>N</b>	<b>N</b>	<b>E</b>	<b>E</b>

<b>2</b>	<b>0</b>	<b>1</b>	<b>4</b>



<b>N</b>	<b>A</b>	<b>N</b>	<b>B</b>	<b>E</b>	<b>O</b>	<b>1</b>
<b>N</b>	<b>N</b>	<b>E</b>	<b>2</b>	<b>E</b>	<b>0</b>	<b>4</b>

Prénom :

Date :

Domaine : langage écrit

Consigne écris les mots suivants

**B**

**O**

**N**

**N**

**E**

**A**

**N**

**N**

**E**

**E**

**2**

**0**

**1**

**4**