









ECOLE D'ALLONDAZ

MODELE :













 SALADE	 POIVRON	 TOURNESOL
 BUTTERNUT	 COURGE MUSCADE	 ŒILLET D'INDE

IMPLANTATION :

**Consigne :** Pour savoir où planter tes graines dans la boîte d'œufs, colle les étiquettes au bon endroit en respectant les emplacements définis sur le modèle.

*Compétence :* repérage dans l'espace


Pour 2 élèves :

 <p>SALADE</p>	 <p>POIVRON</p>	 <p>TOURNESOL</p>
 <p>BUTTERNUT</p>	 <p>COURGE MUSCADE</p>	 <p>ŒILLET D'INDE</p>
 <p>SALADE</p>	 <p>POIVRON</p>	 <p>TOURNESOL</p>
 <p>BUTTERNUT</p>	 <p>COURGE MUSCADE</p>	 <p>ŒILLET D'INDE</p>