















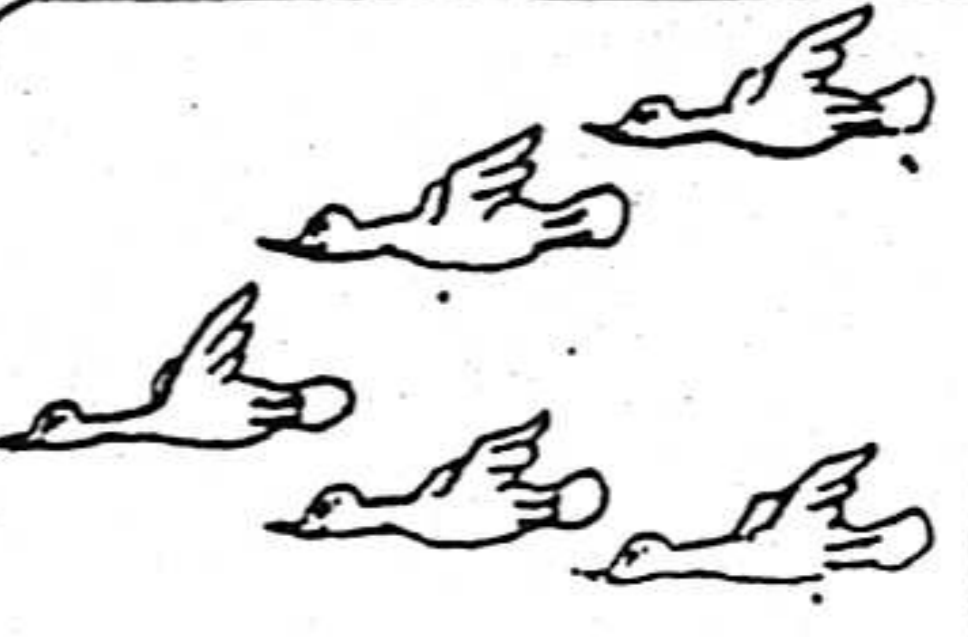


|           |          |   |
|-----------|----------|---|
| ●         | 1 un     |  |
| ● ●       | 2 deux   |  |
| ● ● ●     | 3 trois  |  |
| ● ● ● ●   | 4 quatre |  |
| ● ● ● ● ● | 5 cinq   |  |

NO 4+1



Entoure le chiffre correct avec un crayon de couleur.

|  |  |  |  |
|--|--|--|--|
| <br>2 1 5 | <br>5 1 2 | <br>1 5 2 | <br>2 3 4 5 |
| <br>2 5 1  | <br>1 5 2 | <br>1 2 5 | <br>1 3 4 2 |
| <br>5 2 1 | <br>5 1 2 | <br>1 5 2 | <br>2 5 1 2 |

zéro





un

deux

trois

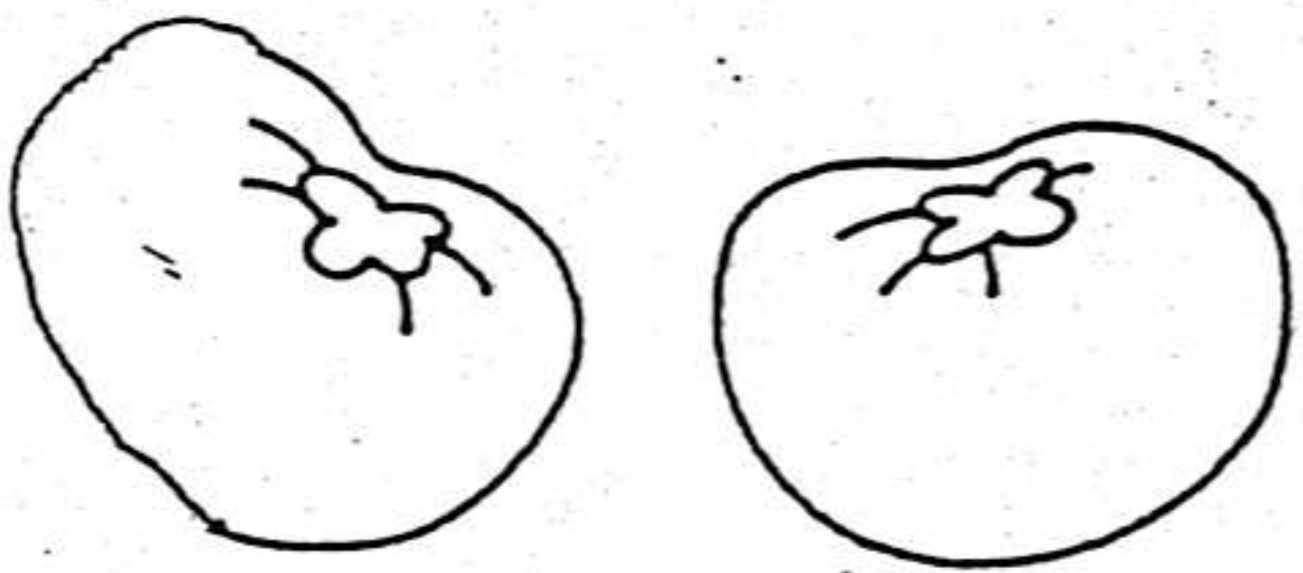

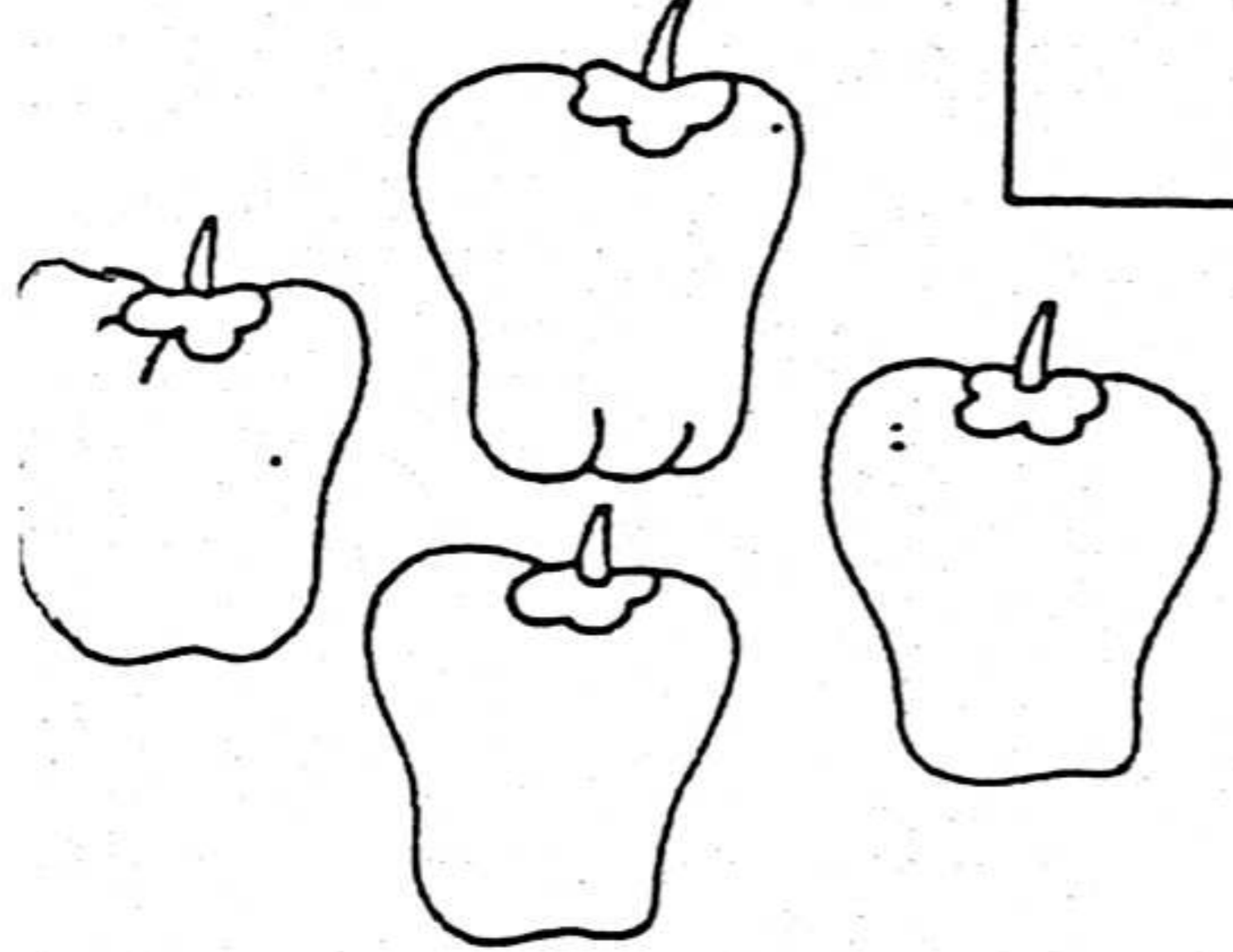
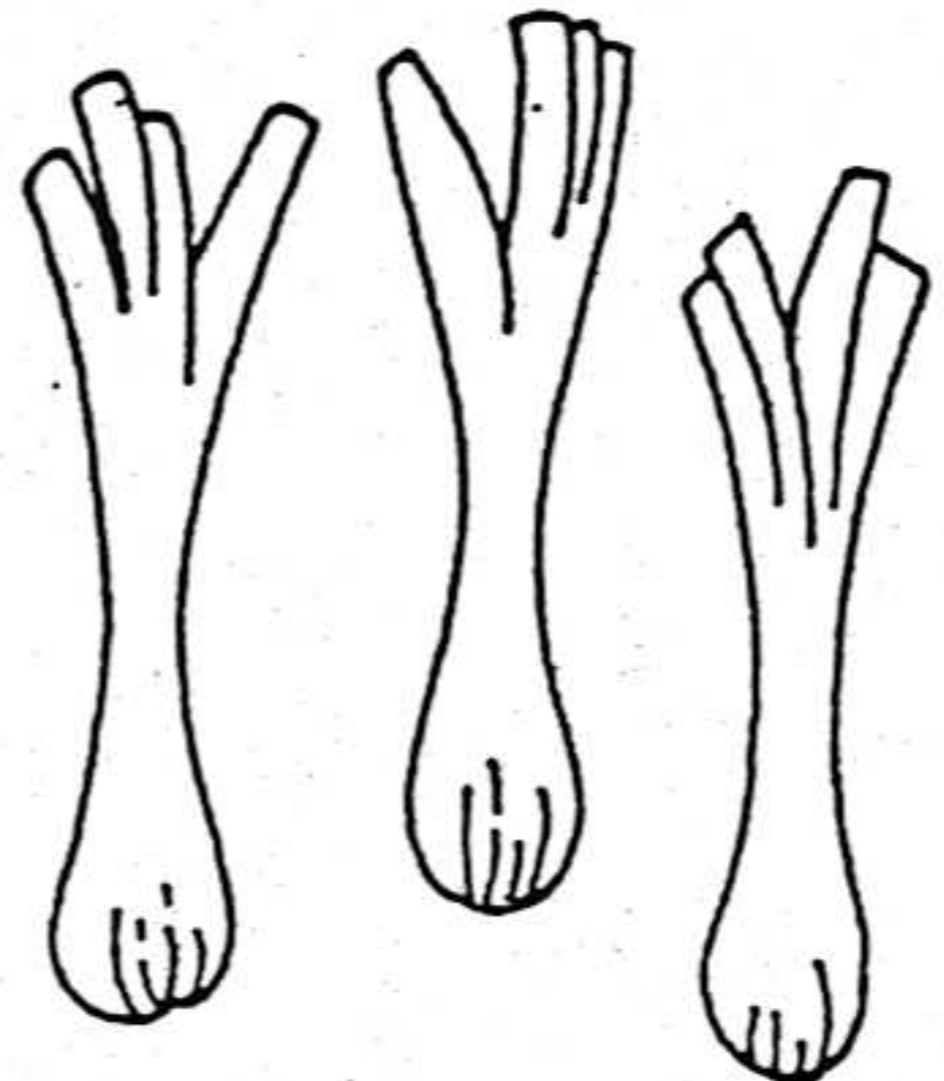


quatre




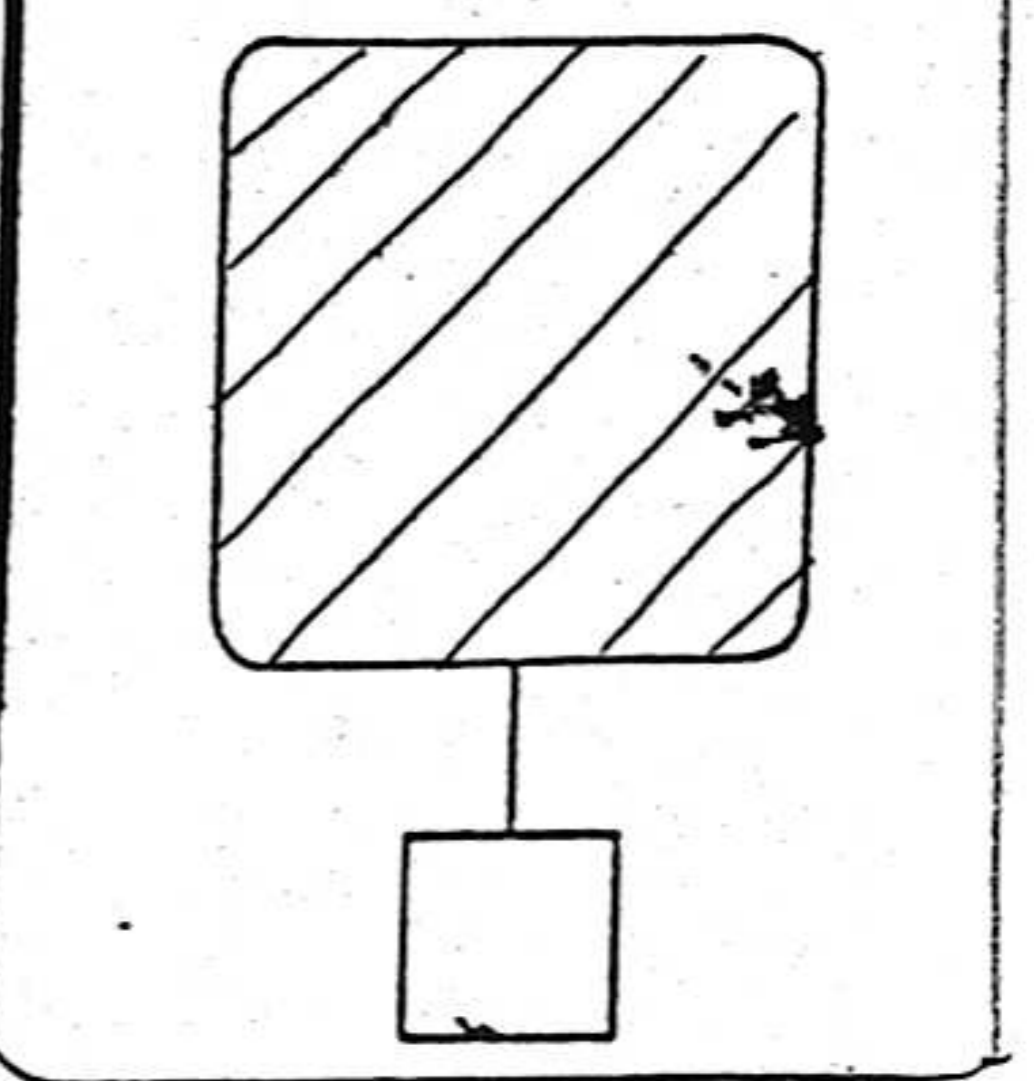
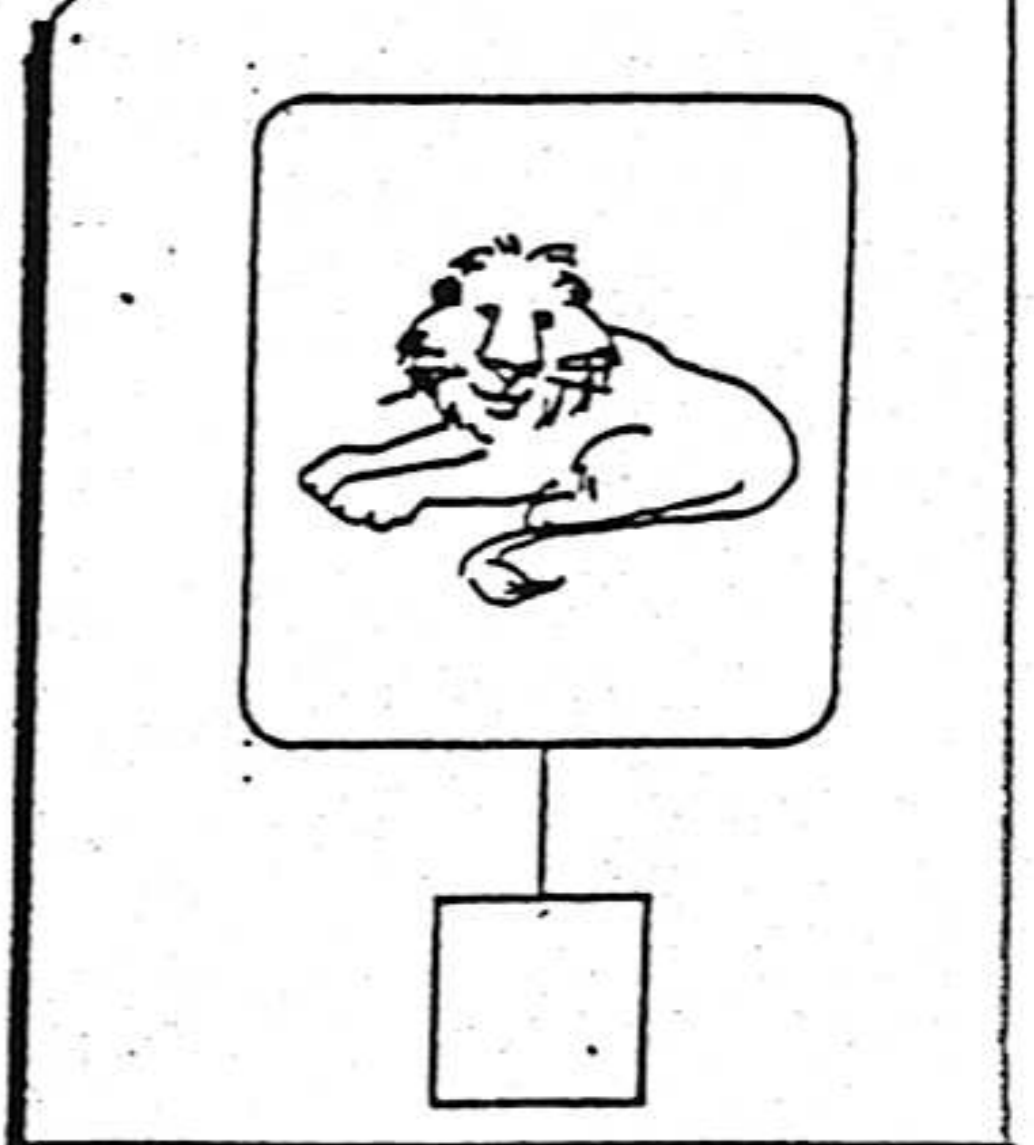
cinq



NO 4 + 2

Écris les chiffres, puis complète.

|  |  |
|--|--|
|   |   |
|  |  |
|  |  |



Je compte ... Je choisis ... Je colorie. No 4 +3

1. Colorie la quantité demandée.



|  |          |
|--|----------|
|  | <b>4</b> |
|  | <b>3</b> |
|  | <b>2</b> |
|  | <b>5</b> |
|  | <b>4</b> |
|  | <b>3</b> |
|  | <b>5</b> |

2. Choisis le chiffre correct



|              |                  |                  |                  |
|--------------|------------------|------------------|------------------|
| <p>3 4 5</p> | <p>1 2 3 4 5</p> | <p>1 2 3 4 5</p> | <p>1 2 3 4 5</p> |
|--------------|------------------|------------------|------------------|


# 3★

## Les nombres de 1 à 5

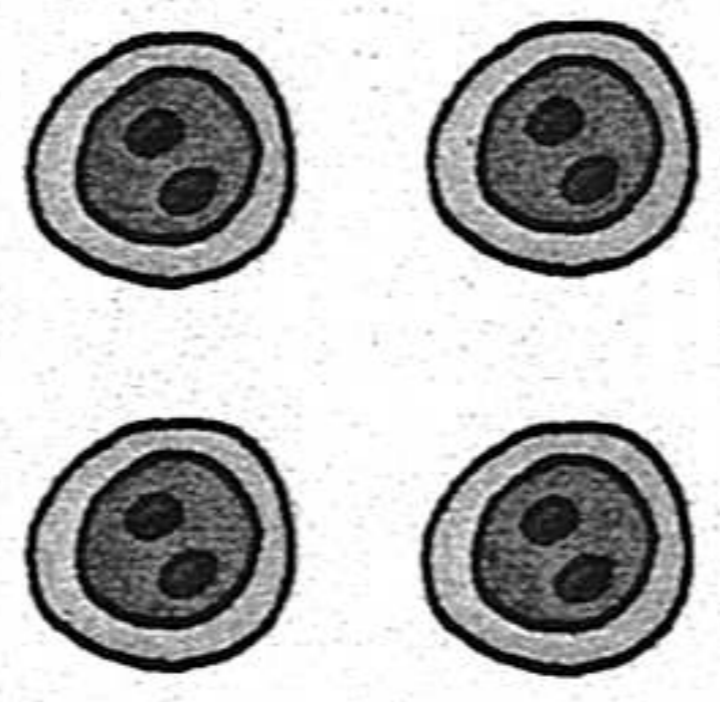
Nom: .....

Date: .....

1 Barre les nombres qui ne correspondent pas au dessin.




2 3 4



3 4 5




1 3 4



3 4 5


2 Barre les objets en trop.




4




5



3



2



1

3 Complète avec des nombres et des billes.


|   |   |       |       |       |
|---|---|-------|-------|-------|
|   |   |       |       | ●     |
|   |   |       | ●     | ●     |
|   |   | ●     | ●     | ●     |
|   | ● | ●     | ●     | ●     |
| ● | ● | ●     | ●     | ●     |
| 1 | 2 | _____ | _____ | _____ |





|       |       |       |       |       |
|-------|-------|-------|-------|-------|
|       |       |       |       |       |
|       |       |       |       |       |
|       |       |       |       |       |
|       |       |       |       |       |
|       |       |       |       |       |
| _____ | _____ | _____ | _____ | _____ |


# Les nombres de 1 à 5


F1

 Relie chaque carte au bon nombre


1 — 2 — 3 — 4 — 5




 Dessine le bon nombre de ronds. ○




4



2



5

 Compte et coche le bon nombre.



1 2 3 4 5



1 2 3 4 5



1 2 3 4 5



1 2 3 4 5




1 2 3 4 5


# Les nombres de 1 à 5



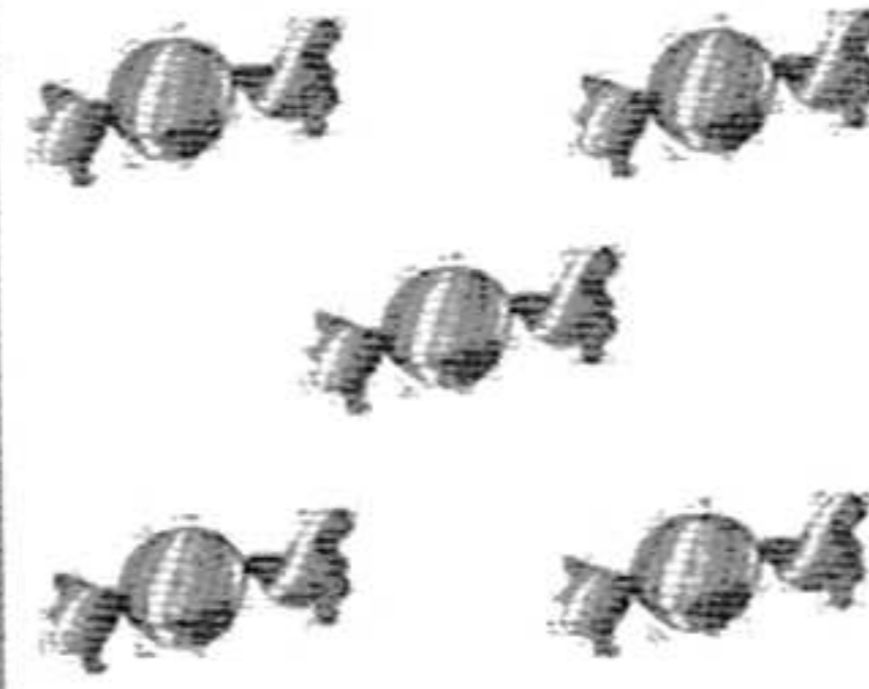
Compte et coche le bon nombre.



1 2 3 4 5



1 2 3 4 5





1 2 3 4 5




1 2 3 4 5



Complète les suites de nombres.



Compte et coche le bon nombre.



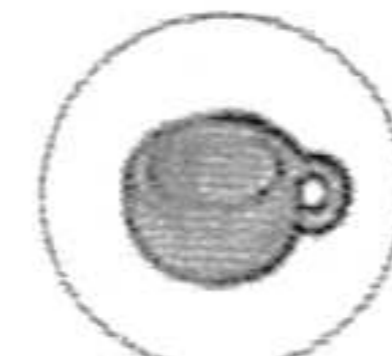
1 2 3 4 5



1 2 3 4 5


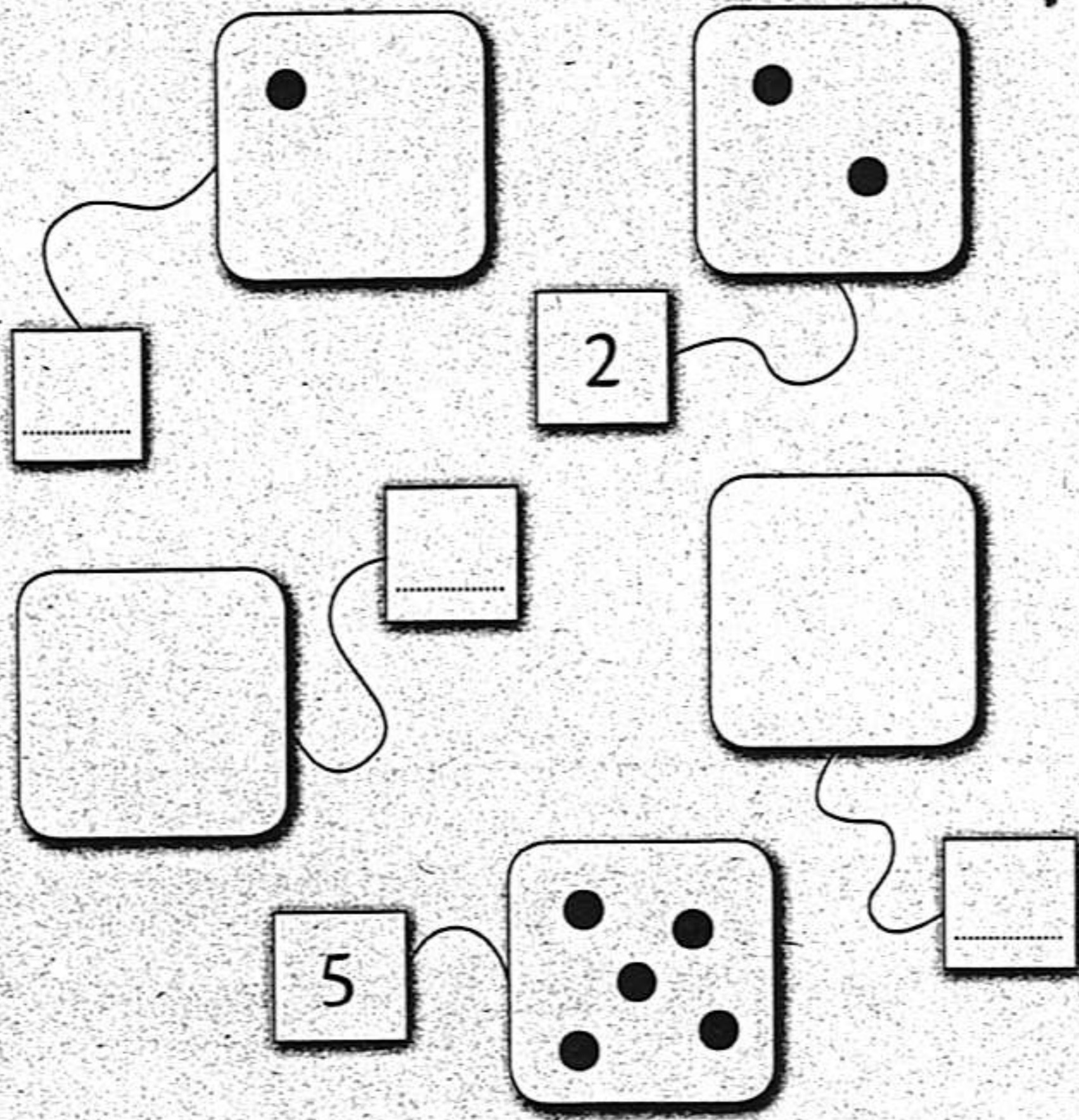


1 2 3 4 5



1 2 3 4 5


1 Dans chaque collection, il y a 5 jetons de 1 à 5 points. Dessine les points qui manquent et écris les nombres.



2 Écris les nombres qui manquent entre 1 et 5.



3 Entoure 5 filles, puis entoure 4 garçons. Attention, les traits ne doivent pas se croiser.



Prénom : .....

|       |              |          |       |                 |        |          |
|-------|--------------|----------|-------|-----------------|--------|----------|
| lundi | <b>MARDI</b> | mercredi | jeudi | <b>vendredi</b> | samedi | dimanche |
|-------|--------------|----------|-------|-----------------|--------|----------|

le .....

# Mathématiques



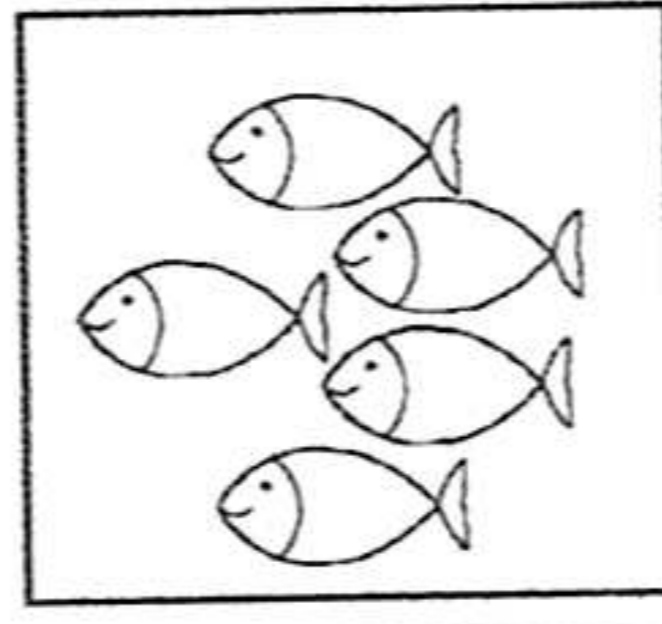
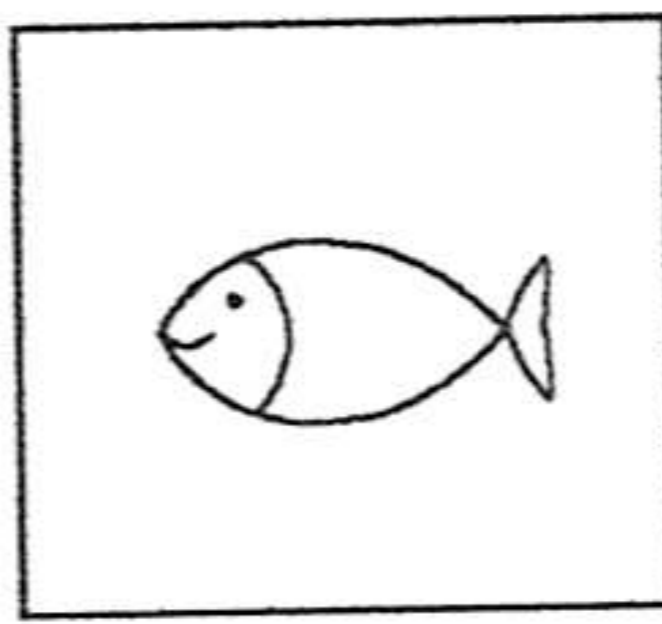
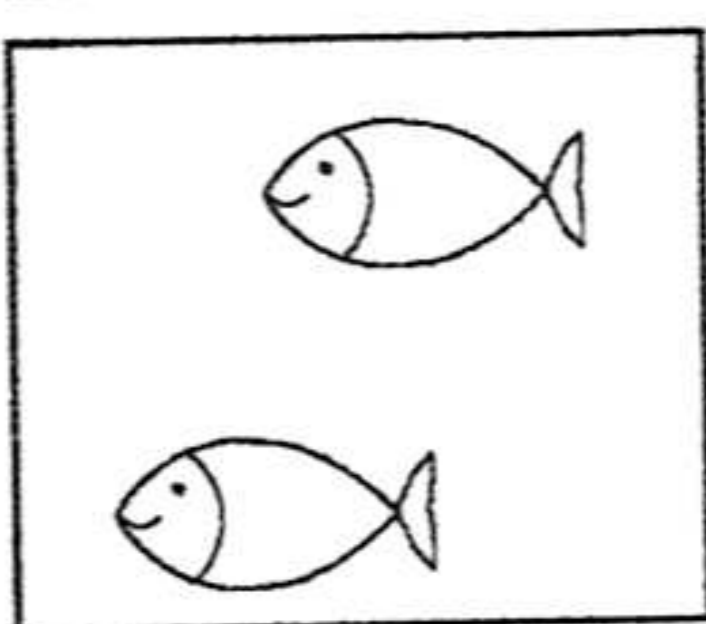
# Les nombres de 0 à 5

*Devoir*

1. Colorier les chiffres.



2. Colorier le nombre de poissons.



|   |   |   |
|---|---|---|
| 1 | 2 | 3 |
|---|---|---|


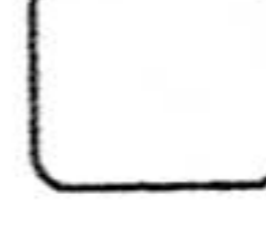
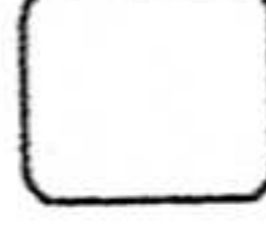


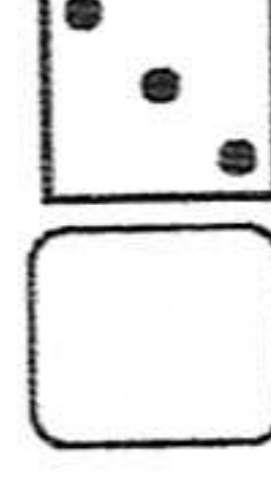
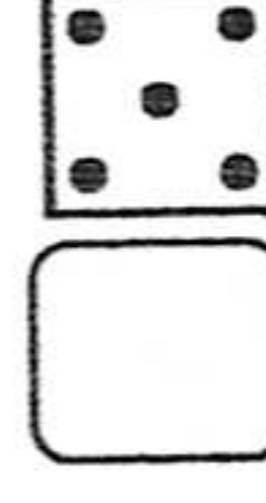

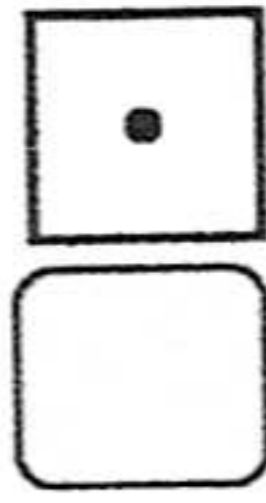
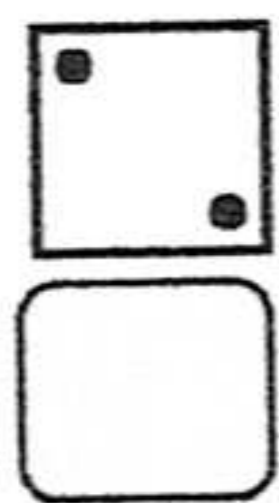
|   |   |   |
|---|---|---|
| 3 | 4 | 5 |
|---|---|---|

|   |   |   |
|---|---|---|
| 2 | 5 | 3 |
|---|---|---|


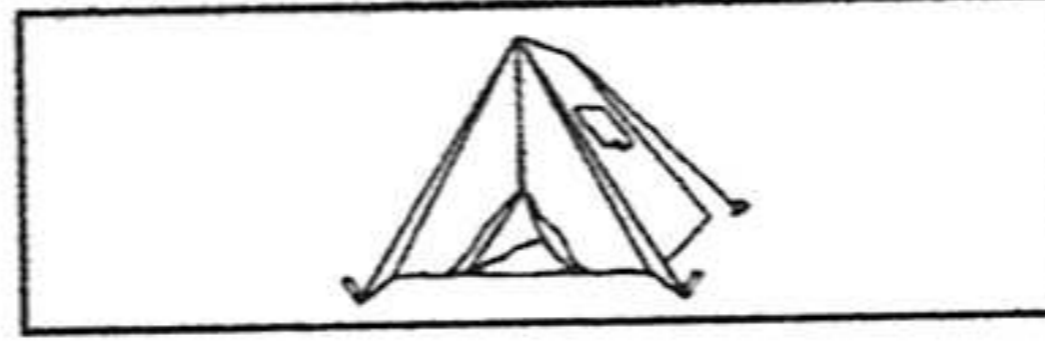

|   |   |   |
|---|---|---|
| 0 | 4 | 1 |
|---|---|---|

|   |   |   |
|---|---|---|
| 5 | 3 | 2 |
|---|---|---|

3. Ecrire le nombre correspondant à chaque face du dé.



4. Relier chaque collection au nombre d'objets.



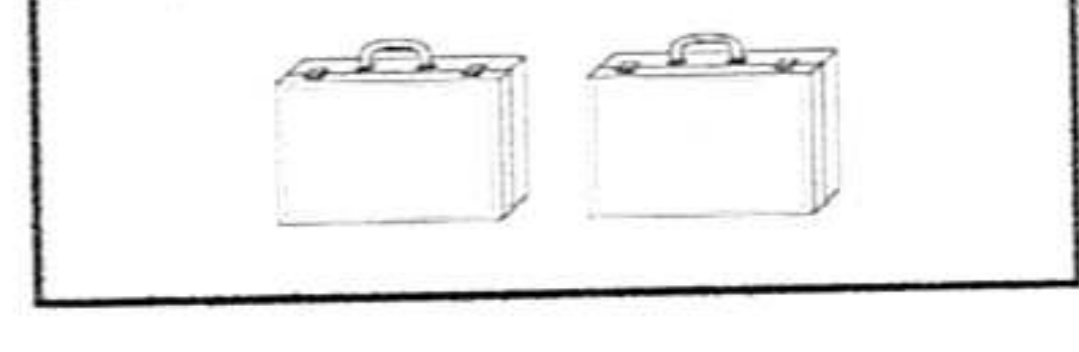

1

2

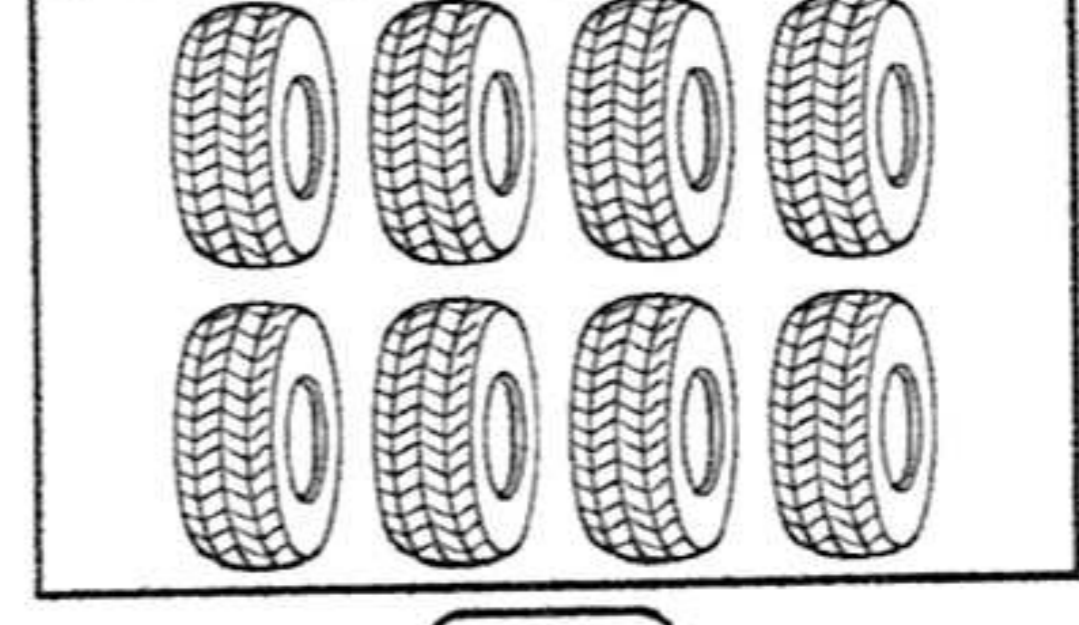
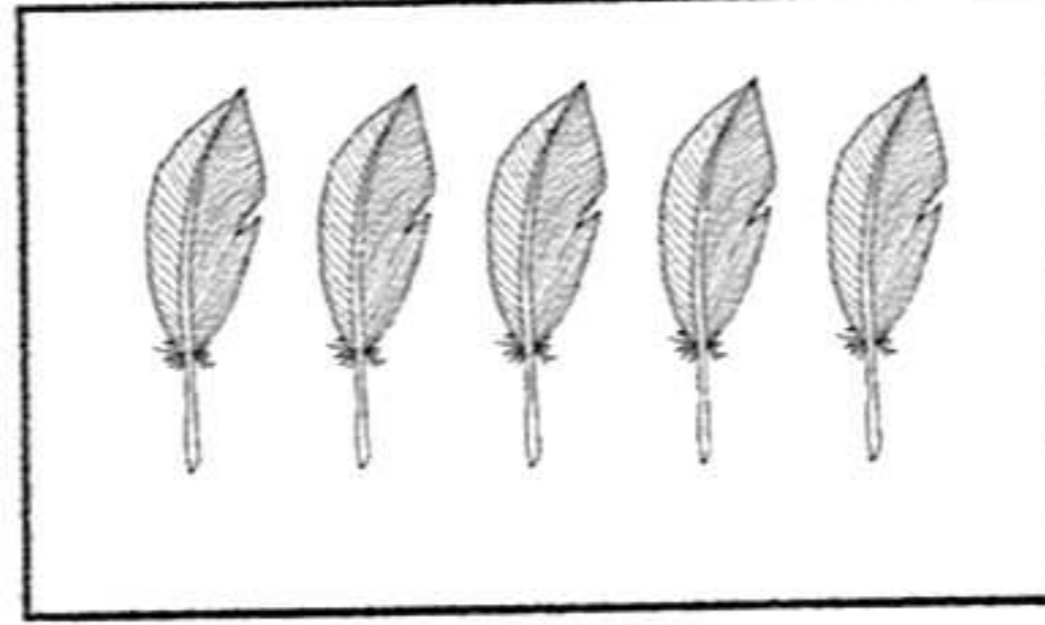
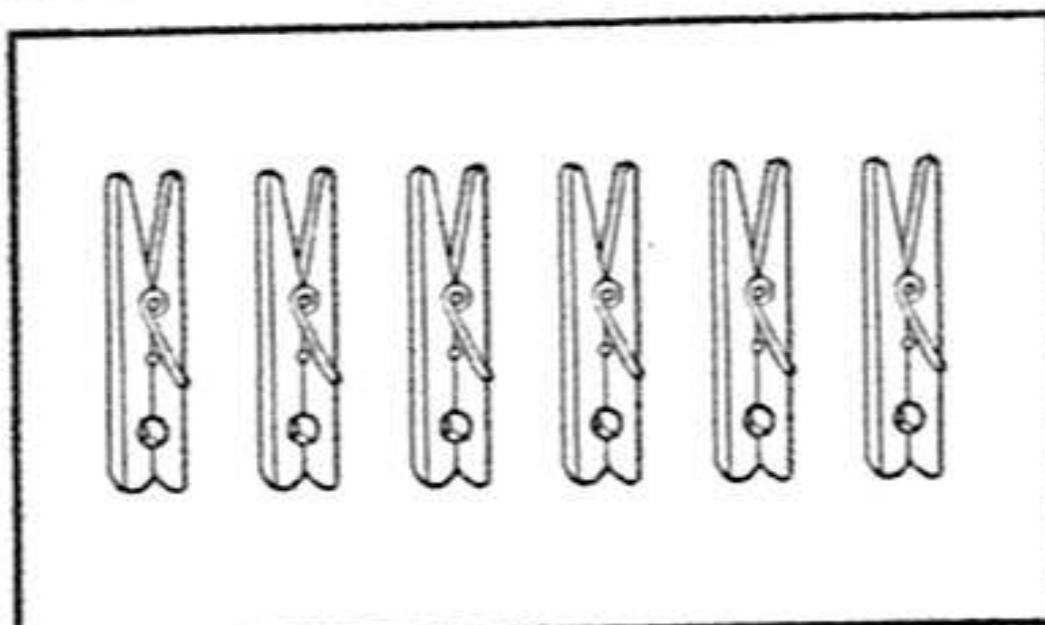
3

4

5



5. Barrer les objets qui sont en trop.




4

3


5





# Combien en vois-tu?





Colorie le bon total.


|   |   |   |   |   |   |   |
|---|---|---|---|---|---|---|
|  | 0 | 1 | 2 | 3 | 4 | 5 |
|---|---|---|---|---|---|---|

|   |   |   |   |   |   |   |
|---|---|---|---|---|---|---|
|  | 0 | 1 | 2 | 3 | 4 | 5 |
|---|---|---|---|---|---|---|

|   |   |   |   |   |   |   |
|---|---|---|---|---|---|---|
|  | 0 | 1 | 2 | 3 | 4 | 5 |
|---|---|---|---|---|---|---|

|   |   |   |   |   |   |   |
|---|---|---|---|---|---|---|
|  | 4 | 0 | 3 | 5 | 2 | 1 |
|---|---|---|---|---|---|---|

|   |   |   |   |   |   |   |
|---|---|---|---|---|---|---|
|  | 2 | 4 | 1 | 3 | 5 | 0 |
|---|---|---|---|---|---|---|

|   |   |   |   |   |   |   |
|---|---|---|---|---|---|---|
|  | 5 | 2 | 1 | 0 | 4 | 3 |
|---|---|---|---|---|---|---|

Prénom : .....

Sein: /1

|       |       |          |       |          |        |          |
|-------|-------|----------|-------|----------|--------|----------|
| lundi | MARDI | mercredi | jeudi | vendredi | samedi | dimanche |
|-------|-------|----------|-------|----------|--------|----------|

le .....

1/20

### Evaluation : les nombres de 0 à 5



Ecris le nombre correspondant à chaque face du dé.

|                      |                      |                      |                      |                      |
|----------------------|----------------------|----------------------|----------------------|----------------------|
|                      |                      |                      |                      |                      |
| <input type="text"/> | <input type="text"/> | <input type="text"/> | <input type="text"/> | <input type="text"/> |



Dessine le nombre d'objets indiqué.

|   |                      |                      |                      |                      |                      |
|---|----------------------|----------------------|----------------------|----------------------|----------------------|
| 5 | <input type="text"/> | <input type="text"/> | <input type="text"/> | <input type="text"/> | <input type="text"/> |
|   | <input type="text"/> | <input type="text"/> | <input type="text"/> | <input type="text"/> | <input type="text"/> |

|   |                      |                      |                      |                      |                      |
|---|----------------------|----------------------|----------------------|----------------------|----------------------|
| 4 | <input type="text"/> | <input type="text"/> | <input type="text"/> | <input type="text"/> | <input type="text"/> |
|   | <input type="text"/> | <input type="text"/> | <input type="text"/> | <input type="text"/> | <input type="text"/> |

|   |                      |                      |                      |                      |                      |
|---|----------------------|----------------------|----------------------|----------------------|----------------------|
| 3 | <input type="text"/> | <input type="text"/> | <input type="text"/> | <input type="text"/> | <input type="text"/> |
|   | <input type="text"/> | <input type="text"/> | <input type="text"/> | <input type="text"/> | <input type="text"/> |

|   |                      |                      |                      |                      |                      |
|---|----------------------|----------------------|----------------------|----------------------|----------------------|
| 2 | <input type="text"/> | <input type="text"/> | <input type="text"/> | <input type="text"/> | <input type="text"/> |
|   | <input type="text"/> | <input type="text"/> | <input type="text"/> | <input type="text"/> | <input type="text"/> |

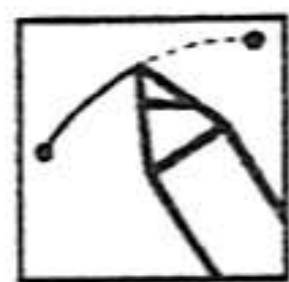
### Compte les objets.

|                      |   |   |  |  |  |
|----------------------|---|---|--|--|--|
| <input type="text"/> | ● |   |  |  |  |
|                      | ● | ● |  |  |  |

|                      |   |   |   |  |  |
|----------------------|---|---|---|--|--|
| <input type="text"/> | ● | ● | ● |  |  |
|                      | ● | ● |   |  |  |

|                      |   |   |  |  |  |
|----------------------|---|---|--|--|--|
| <input type="text"/> | ● | ● |  |  |  |
|                      | ● | ● |  |  |  |

|                      |   |  |  |  |  |
|----------------------|---|--|--|--|--|
| <input type="text"/> | ● |  |  |  |  |
|                      | ● |  |  |  |  |



Relie chaque collection au nombre d'objets

|  |
|--|
|  |
|--|

|  |
|--|
|  |
|--|

|  |
|--|
|  |
|--|

|  |
|--|
|  |
|--|

|  |
|--|
|  |
|--|

|  |
|--|
|  |
|--|

1

2

3


4

5










# Je compte vite .... 1 → 5 : contrôle

NO 4+8








1) observe  
et  
compte.



Combien en retrouves-tu dans l'image?

|   |                          |   |                          |   |                          |
|---|--------------------------|---|--------------------------|---|--------------------------|
|  | <input type="checkbox"/> |  | <input type="checkbox"/> |  | <input type="checkbox"/> |
|  | <input type="checkbox"/> |  | <input type="checkbox"/> |  | <input type="checkbox"/> |
|  | <input type="checkbox"/> |  | <input type="checkbox"/> |  | <input type="checkbox"/> |

2) Compte

|   |   |   |   |  |   |
|---|---|---|---|--|---|
|   |  |  |  |  |  |
| <input type="checkbox"/>  | <input type="checkbox"/>  | <input type="checkbox"/>  | <input type="checkbox"/>  | <input type="checkbox"/>   | <input type="checkbox"/>  |
|  | <input type="checkbox"/>  | <input type="checkbox"/>  | <input type="checkbox"/>  | <input type="checkbox"/>   | <input type="checkbox"/>  |
| <input type="checkbox"/>  | <input type="checkbox"/>  | <input type="checkbox"/>  | <input type="checkbox"/>  | <input type="checkbox"/>   | <input type="checkbox"/>  |


0     5     2     4     3     1

# Dénombrer de 1 à 5

BIENVENUE 1

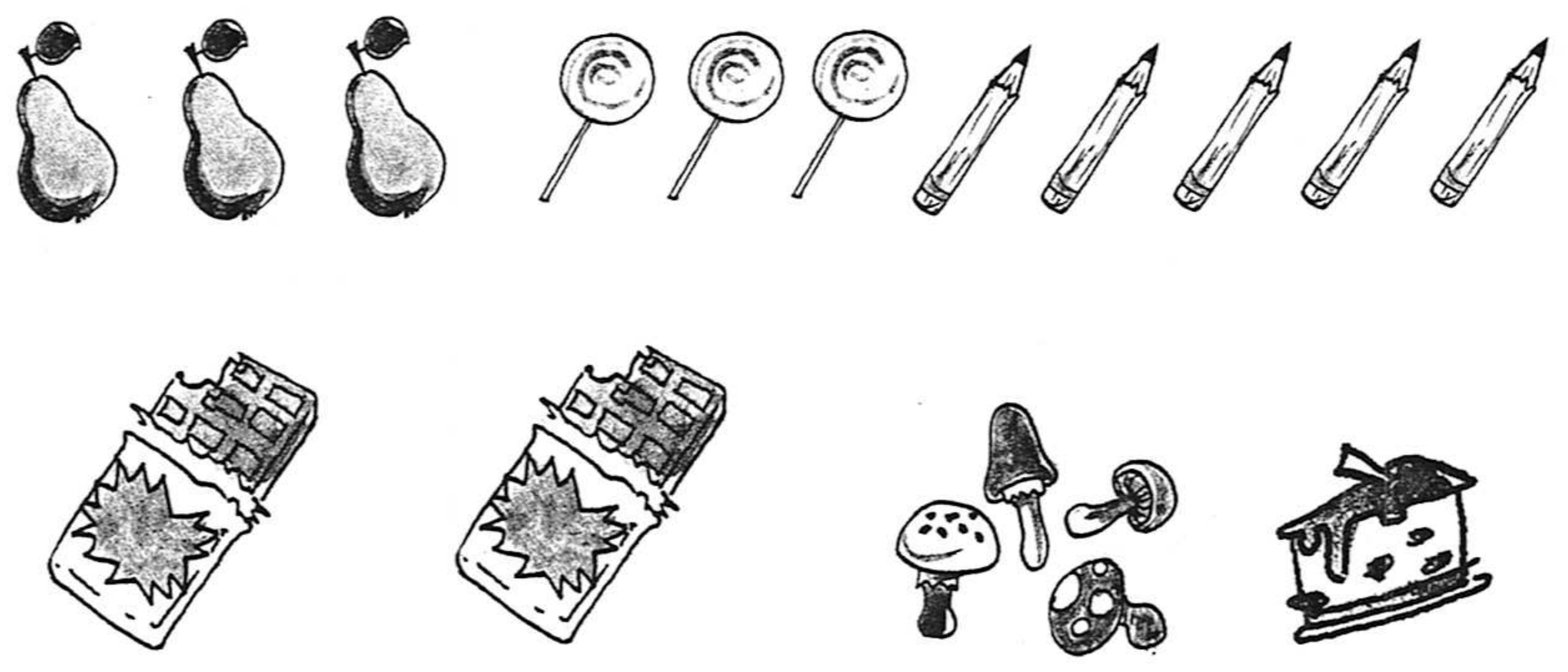
1

Construis les deux tours qui doivent se placer entre les deux autres.



2

Regarde bien ce que papa a mis dans le caddie au magasin. Explique en écrivant avec des mots.



Dans le caddie, il y a trois poires.

.....

.....

.....

.....

.....

.....

.....

.....

