



Work: 1 triple treble / d. tr in space of 3 ch below, *1 d. tr / tr in the lower part of previous stitch, repeat from * 2 times, 4 tr / dc in the lower part of previous stitch, 1 tr / dc in the lower part of 2nd d. tr / tr, 1 tr / dc in the lower part of 3rd d. tr / tr, 1 d. tr / tr in the lower part of triple treble / d. tr.



For snowflake work motif A, then sew it together.

Motif A

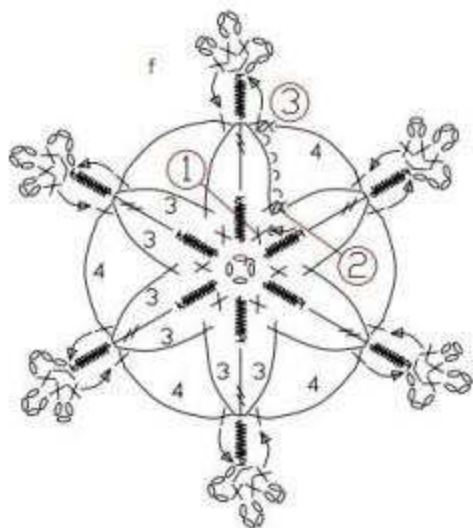
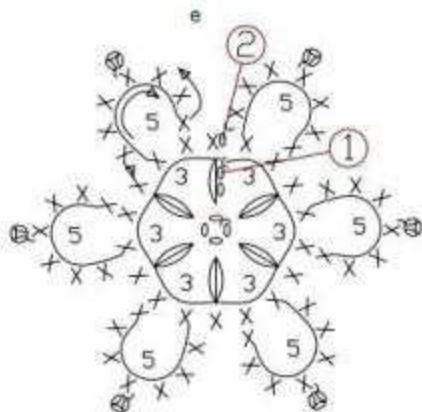


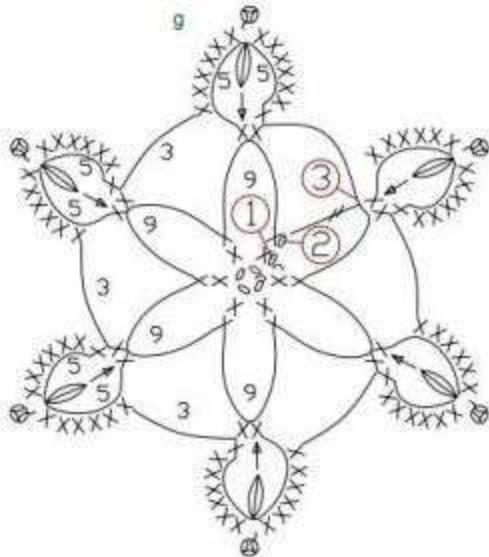


Work: 3 dc / sc in space of 3 ch, and 1 dc / sc in next space, turn, 5 ch and 1 dc / sc in next stitch, turn, 3 dc / sc in space of 5 ch, 1 picot, 3 dc / sc in the same space and 2 dc / sc in next in space of 3 ch.

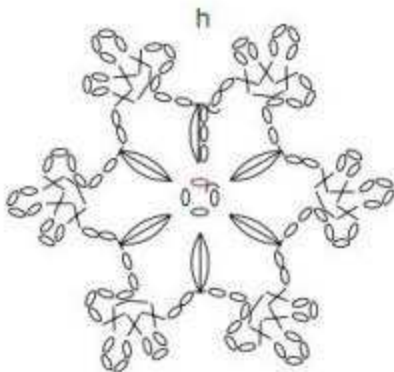


Work: 1 dc / sc in puff stitch of previous round, 2 dc / sc in space of 3 ch, turn, 5 ch and 1 dc / sc in next stitch, turn, 3 dc / sc in space of 5 ch, 1 picot, 3 dc / sc in the same space and 1 dc / sc in puff stitch of previous round.







Work: 2 dc / sc in space of 9 ch, turn.
5 ch, 1 puff stitch in first dc / sc, 5 ch and 1 dc / sc in next stitch, turn.
6 dc / sc in the space of 5 ch, 1 picot, 6 dc / sc in the next space of 5 ch.



Work: 3 dc / sc in space of 7 ch, turn.
5 ch and 1 dc / sc in next stitch, turn.
4 dc / sc in space of 5 ch, turn.
3 ch and 1 dc / sc in next stitch, turn.
3 dc / sc in space of 3 ch, 1 picot, 3 dc / sc in the same space, 2 dc / sc in next in space of 5 ch and 1 dc / sc in next space of 7 ch.

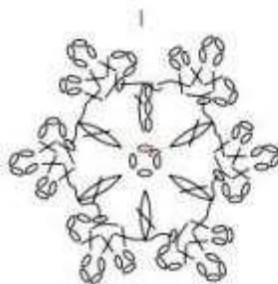


k



For snowflake work motif A, then
sew it together.

Motif A.



Work: 1 cluster of 2 treble / double
crochet, 4 ch and 1 dc / sc in first ch
from hook, 4 ch and 1dc / sc in the
same ch, 3 ch and 1 dc / sc in the
same ch.

