




A
Z
B
R
S




Y
U
P
O
J



Q
L
D
F
G




H
I
K
M
L



W

ℵ


℄



V

ℵ


℔



℔


℔

℔




℔

℔



U K


N J



LES ESTELLE DOCS

Y H B


Z G



LES ESTELLE DOCS


B R

F V



LES ESTELLE DOCS

E D



LES ESTELLE DOCS

Handwriting practice box for cursive letters. The top section contains the letters: C, Z, S, A, and H. The bottom section is a pink shaded area with a dashed green line for tracing, featuring a ladybug illustration and a small logo with the text "ESTELLE LES DOCS".

Handwriting practice box for cursive letters. The top section contains the letters: Q, W, Z, D, and R. The bottom section is a pink shaded area with a dashed green line for tracing, featuring a ladybug illustration and a small logo with the text "ESTELLE LES DOCS".

Handwriting practice box for cursive letters. The top section contains the letters: B, R, F, M, and P. The bottom section is a pink shaded area with a dashed green line for tracing, featuring a ladybug illustration and a small logo with the text "ESTELLE LES DOCS".

Handwriting practice box for cursive letters. The top section contains the letters: S, V, N, Z, and Q. The bottom section is a pink shaded area with a dashed green line for tracing, featuring a ladybug illustration and a small logo with the text "ESTELLE LES DOCS".


a

z

e

r

t




y

u

i

o

r




q

s

d

f

g




h

j

k

l

m




Handwriting practice card for the cursive letter 'c'. The card features a yellow base with a red dashed line and a ladybug illustration. The letter 'c' is written in the top left corner. The cursive forms of 'c' are shown in the center and top right.

Handwriting practice card for the cursive letter 'e'. The card features a yellow base with a red dashed line and a ladybug illustration. The letter 'e' is written in the top right corner. The cursive forms of 'e' are shown in the center and top left.


Handwriting practice card for the cursive letter 'm'. The card features a yellow base with a red dashed line and a ladybug illustration. The letter 'm' is written in the top left corner. The cursive forms of 'm' are shown in the center and top right.

Handwriting practice card for the cursive letter 'l'. The card features a yellow base with a red dashed line and a ladybug illustration. The letter 'l' is written in the top right corner. The cursive forms of 'l' are shown in the center and top left.


u k
j
n




y h
t b
g



b
n
f
v



e
d




c

z

a

o

x




q

w

d

h

z




b

n

f

m

r



a

v

n

q

t

