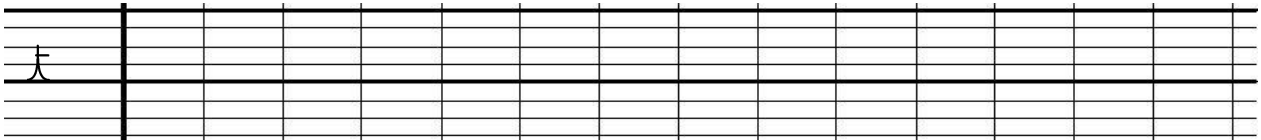
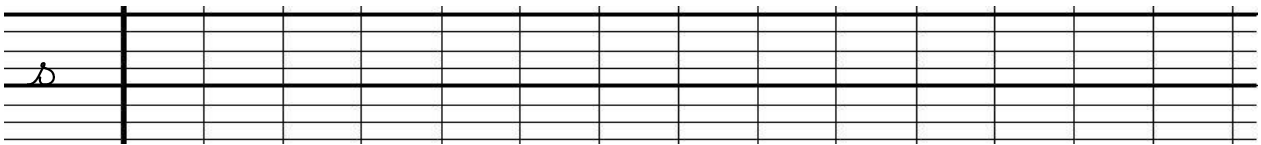
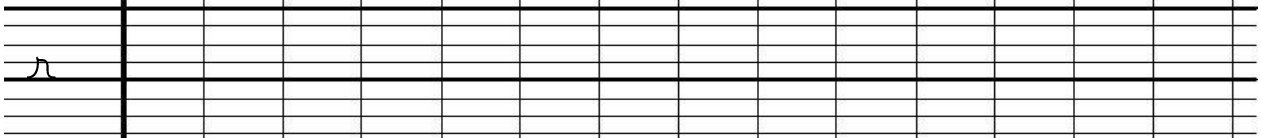
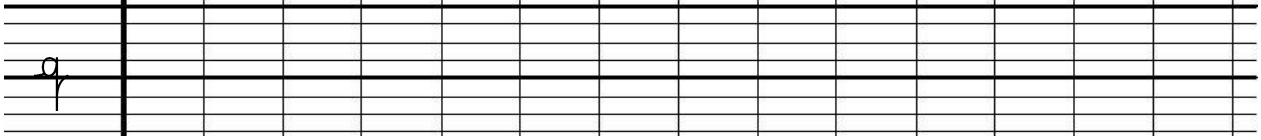
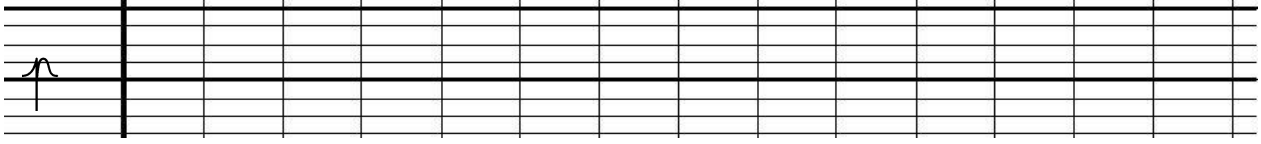




# Les minuscules de p à t

Copie en respectant le tracé et les lignes.

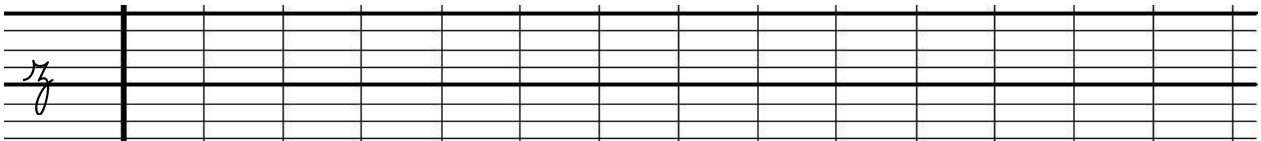
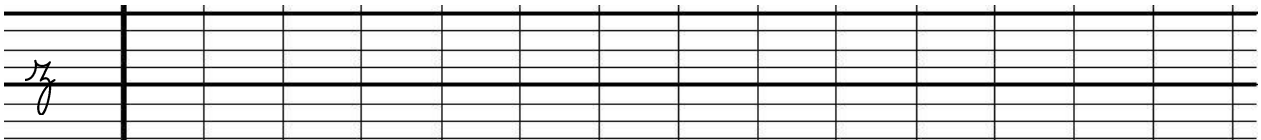
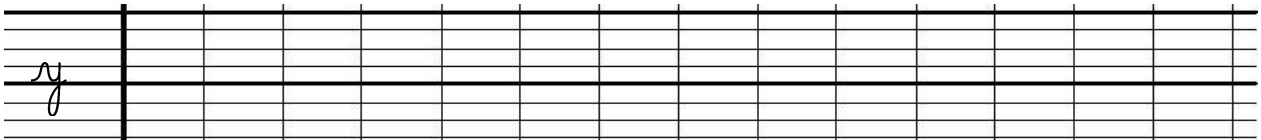
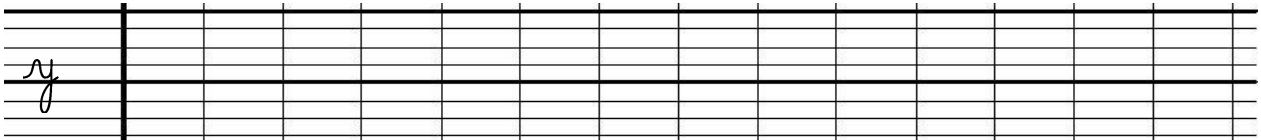


Mitsouko au CP © 2015

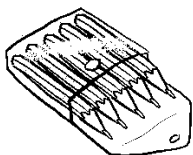


# Les minuscules de y à z

Copie en respectant le tracé et les lignes.



Mitsouko au CP © 2015





# Les chiffres de 0 à 4

Copie en respectant le tracé et les lignes.



Handwriting practice lines for the number 0 on a grid with a vertical margin line.



Handwriting practice lines for the number 1 on a grid with a vertical margin line.



Handwriting practice lines for the number 2 on a grid with a vertical margin line.



Handwriting practice lines for the number 3 on a grid with a vertical margin line.



Handwriting practice lines for the number 4 on a grid with a vertical margin line.



# Les minuscules de a à e

Copie en respectant le tracé et les lignes.



Handwriting practice lines for the lowercase letter 'a' on a grid with a vertical margin line.



Handwriting practice lines for the lowercase letter 'b' on a grid with a vertical margin line.



Handwriting practice lines for the lowercase letter 'c' on a grid with a vertical margin line.



Handwriting practice lines for the lowercase letter 'd' on a grid with a vertical margin line.



Handwriting practice lines for the lowercase letter 'e' on a grid with a vertical margin line.



# Les chiffres de 5 à 9

Copie en respectant le tracé et les lignes.



Handwriting practice line for the number 5 on a four-line grid.



Handwriting practice line for the number 6 on a four-line grid.



Handwriting practice line for the number 7 on a four-line grid.



Handwriting practice line for the number 8 on a four-line grid.



Handwriting practice line for the number 9 on a four-line grid.



# Les minuscules f et j

Copie en respectant le tracé et les lignes.



Handwriting practice line for the lowercase letter f on a four-line grid.



Handwriting practice line for the lowercase letter g on a four-line grid.



Handwriting practice line for the lowercase letter h on a four-line grid.



Handwriting practice line for the lowercase letter i on a four-line grid.



Handwriting practice line for the lowercase letter j on a four-line grid.



# Les minuscules de k à o

Copie en respectant le tracé et les lignes.



Handwriting practice line for the letter 'k' on a four-line grid. The letter 'k' is written at the beginning of the line.



Handwriting practice line for the letter 'l' on a four-line grid. The letter 'l' is written at the beginning of the line.



Handwriting practice line for the letter 'm' on a four-line grid. The letter 'm' is written at the beginning of the line.



Handwriting practice line for the letter 'n' on a four-line grid. The letter 'n' is written at the beginning of the line.



Handwriting practice line for the letter 'o' on a four-line grid. The letter 'o' is written at the beginning of the line.



# Les minuscules de u à x

Copie en respectant le tracé et les lignes.



Handwriting practice line for the letter 'u' on a four-line grid. The letter 'u' is written at the beginning of the line.



Handwriting practice line for the letter 'v' on a four-line grid. The letter 'v' is written at the beginning of the line.



Handwriting practice line for the letter 'w' on a four-line grid. The letter 'w' is written at the beginning of the line.



Handwriting practice line for the letter 'x' on a four-line grid. The letter 'x' is written at the beginning of the line.



Handwriting practice line for the letter 'x' on a four-line grid. The letter 'x' is written at the beginning of the line.