


# Exercices sur les consignes


mat

# 1

Entoure le mot de la même couleur que le dessin



assemble



observe

assemble

sépare

numérote

réfléchis

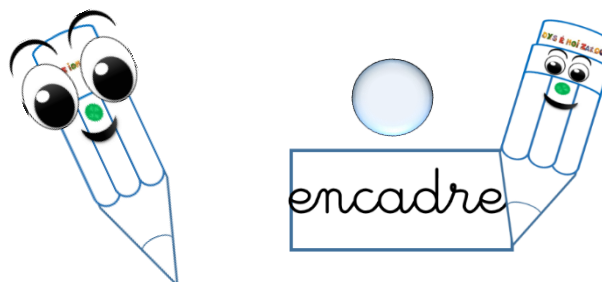


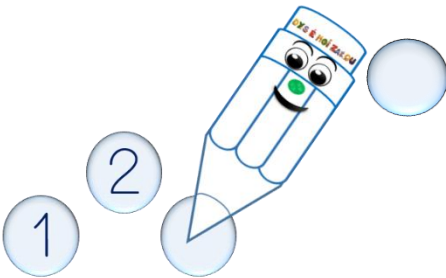

encadre

entoure

surligne

cherche

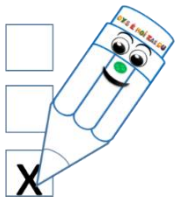
numérote



2

Mais qui a mélangé mes cartes?

Barre les intrus... Non, mais!



**COCHE**

barre

coche



assemble

**ASSEMBLE**

colle

assemble

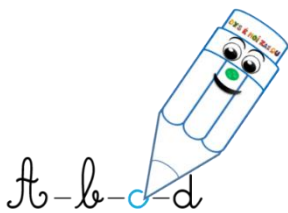


met

**BARRE**

découpe

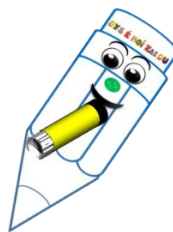
barre



**COMPLÈTE**

assemble

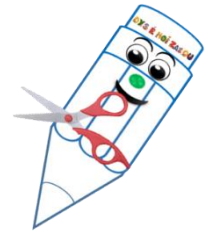
complète



**COLLE**

complète

colle



**DÉCOUPE**

coche



découpe

3

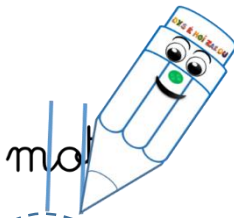
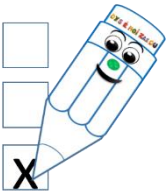
A toi.... Fais ce que l'image de te dis au mot :  
« consigne »




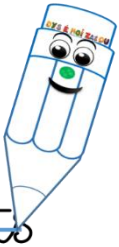
consigne



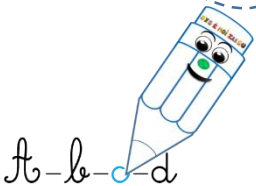
consigne



consigne



consigne



consign....

4

Retrouve les mots cachés.

Ecris-les.



Three horizontal lines (blue, green, red) for writing.




Three horizontal lines (blue, green, red) for writing.



Three horizontal lines (blue, green, red) for writing.

5

Cherche les mots. Ecris-les.



Three horizontal lines (blue, green, red) for writing.



Three horizontal lines (blue, green, red) for writing.



Three horizontal lines (blue, green, red) for writing.