


A skeleton for Halloween.

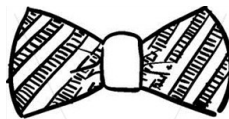
You need :

- 10 cotton buds 
- glue, cissors, a piece of paper


- 1- Cut 1 cotton bud in 2.
- 2- Fold 4 cotton buds into 2.
- 3- Fold the ends of 1 cotton bud.
- 4- Draw a skull, a bow tie and cut them.
- 5- Glue to make a skeleton.
- 6- Write "HAPPY HALLOWEEN".



A skull




A bow tie



A skeleton for Halloween.


You need :

- 10 cotton buds 
- glue, cissors, a piece of paper

- 1- Cut 1 cotton bud in 2.
- 2- Fold 4 cotton buds into 2.
- 3- Fold the ends of 1 cotton bud.
- 4- Draw a skull, a bow tie and cut them.
- 5- Glue to make a skeleton.
- 6- Write "HAPPY HALLOWEEN".



A skull



A bow tie

