




[ll]



L

I

l



LAPIN



allumette



salade

Prénom : _____

Date : _____





LECTURE

Etude de sons

[l]

Colorie lorsque tu entends le son [l].



lune - lune



[l]

L l l

1. Entoure la lettre L l l .

L e L F f l i i l E l h L e b
J l l L T H L e l c l e L l

2. Entoure la lettre ou les lettres qui font le son [l].

livre allumette lime lame poule

balle fil mille LUNDI bol

3. Colorie les mots où les lettres ll font le son [l].



ballon



quille



allumette



fille

Prénom : _____

Date : _____

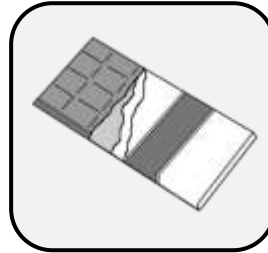
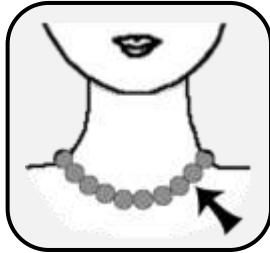


LECTURE


Assemblage syllabique

[l]

1. Coche la case qui correspond à la syllabe où tu entends [l].



2. Ecris la syllabe que tu entends au début de chaque mot : *lo la lu li* .



3. Complète avec les syllabes *la le li lé lo lu* .

la

le

li

lé

lo

lu



	ne
--	----



vé	
----	--



pi	
----	--



	vre
--	-----



pou	
-----	--



	zard
--	------



mou	
-----	--




té	
----	--



	me
--	----



[r]



R

r

~



ROBINET



parachute



raquette

Prénom : _____

Date : _____




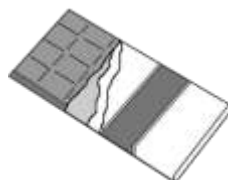


LECTURE

Etude de sons

[r]

Colorie lorsque tu entends le son [r].



roi - roi



[r]

R r r

1. Entoure les lettres R r r.

r n r R m n c m G n r n c m n

R P n r D r n r r R n u m G n r

2. Entoure la ou les lettres qui font le son [r] dans chaque mot.

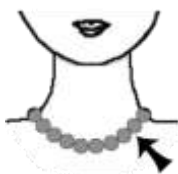
rose rame carte trois souris

carré lire écrire rire courir

3. Colorie les mots où tu entends [r] et où tu vois la lettre r.




armoire



collier



citron



damier

4. Complète avec br ou tr.



ar _ e



_ acelet



qua _ e



fenê _ e

Prénom : _____

Date : _____






LECTURE

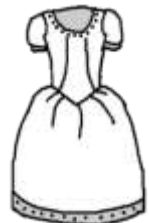
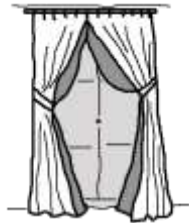
Assemblage syllabique

[r]

1. Coche la case qui correspond à la syllabe où tu entends [r].



2. Ecris la syllabe que tu entends au début de chaque mot : *ra ra re ri*.



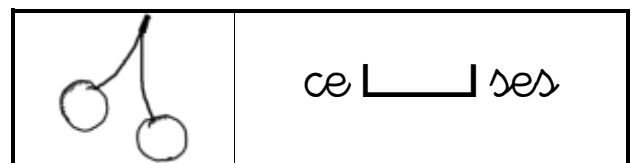
3. Complète avec les syllabes *ra* *re* *ri* *ro*.

ra

re

ri

ro



LECTURE Mots fléchés [r] r

Complète la grille.

A crossword grid with the following clues and illustrations:


- Top:** A vacuum cleaner (down), a dress (down).
- Left:** A cat (right), a pirate (right), a crab (right), a wardrobe (right).
- Center:** A camera (down), a boy eating (down), a carrot (down).
- Right:** Cherries (down).

The grid consists of 10 columns and 10 rows. The clues are placed in the starting cells of the words, with arrows indicating the direction of the word.

	LECTURE	Mots fléchés	[r] r
---	---------	--------------	----------

Complète la grille.

ROBE - RENARD - CERISES - CRABE - DORMIR - ARMOIRE - CAMÉRA - ROBINET - RADIS - PIRATE



The crossword grid is composed of empty cells. Clues and illustrations are provided for the words to be placed:

- Top row:** A faucet (ROBINET) points to the 3rd cell. A dress (ROBE) points to the 5th cell.
- Second row:** A fox (RENARD) points to the 1st cell. Two cherries (CERISES) point to the 6th cell.
- Third row:** A camera (CAMÉRA) points to the 4th cell.
- Fourth row:** A pirate (PIRATE) points to the 1st cell.
- Fifth row:** A radish (RADIS) points to the 3rd cell.
- Sixth row:** A person sleeping (DORMIR) points to the 5th cell.
- Seventh row:** A crab (CRABE) points to the 2nd cell.
- Eighth row:** A wardrobe (ARMOIRE) points to the 1st cell.