

# I Know My

# Ashkaal!

## Building Blocks Series (Arabic Shapes)

### *Printable Flashcard Set*

Copyright © 2012 All rights reserved,  
Mini Mu'min Publications  
Visit us on the web at:  
[www.Mini-Mumin.com](http://www.Mini-Mumin.com)

## Instructions

### Printing Instructions:

- 1) Print out all pages.
- 2) Cut out the cards along the black border lines.

Optional: Use "card stock" paper and/or laminate after printing for more durable cards.


### Suggested Use:

These flashcards are intended to be used as a supplement to our "I Know My Ashkaal!" book, to help introduce your child to basic shapes in Arabic.

- 1) Begin by using only the first 6 basic shape cards, practicing daily in short sessions until your child has memorized all the shapes.


- 2) Add in the cards with a single shaped everyday item on them and have your child match them to the basic shapes they have already learned until he/she can match them easily.

Visit [www.Mini-Mumin.com](http://www.Mini-Mumin.com) to download more flashcard sets like this one, or to see all the other Islamic and educational resources we have available for your child!




دَائِرَة

**(Daa-ee-rah)**




مُثَلَّث

**(Moo-thal-lath)**




بَيْضَوِي

**(Bay-dau-weey)**




مُرَبَّعٌ

**(Moo-rab-ba')**



مَعِينٌ

**(Moo-a'y-yan)**



مُسْتَطِيلٌ

**(Moos-ta-teel)**



**What shape is this cheesy  
pizza?**



**What shape is this pretty  
vase?**



**What shape is this sweet  
crunchy cookie?**



**What shape is this  
colorful clock?**



**What shape is plate of  
juicy fruit?**



**What shape is this golden  
picture frame?**