

مِفْتَاحُ الْعَرَبِيَّةِ

GATEWAY TO ARABIC

Book One

Dr. Imran Hamza Alawiye

A foundation course in reading and writing Arabic

The Arabic Alphabet

In order to learn any language, one must first master the alphabet and be able to read, write and pronounce it correctly.

Below on the right is the Arabic alphabet. The pronunciation column in the middle is only a rough guide and should not be relied on too heavily. Ask an Arabic speaker to help you master the sounds of the letters, or listen to the audio recording of the book.

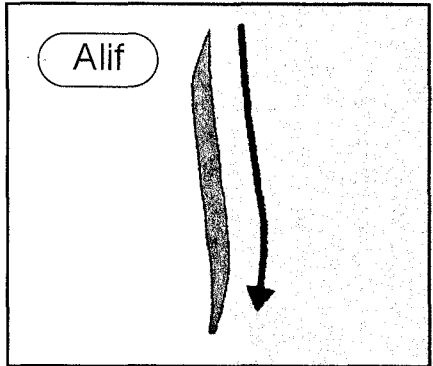

Please note that Arabic is written from right to left.

Names of the letters	Pronunciation guide	Arabic letters
Alif	a	ا
Baa	b	ب
Taa	t	ت
<u>Thaa</u>	<u>th</u>	ث
Jeem	j	ج
Ḥa	ḥ	ح
<u>Kha</u>	<u>kh</u>	خ
Daal	d	د
<u>Dhaal</u>	<u>dh</u>	ذ
Raa	r	ر
Zaa	z	ز
Seen	s	س



Names of the letters	Pronunciation guide	Arabic letters
<u>S</u> heen	sh	ش
Ṣaad	ṣ	ص
Ḍaad	ḍ	ض
Ṭa	ṭ	ط
Za	z	ظ
ʿAyn	ʿ	ع
<u>G</u> hayn	gh	غ
Faa	f	ف
Qaaf	q	ق
Kaaf	k	ك
Laam	l	ل
Meem	m	م
Noon	n	ن
Haa	h	ه
Waaw	w	و
Yaa	y	ي

Write over the letters below, then continue copying to complete the page.



ا

ا


ا

ا

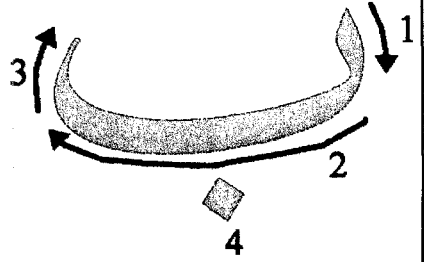
ا

ا

Write over the letters below, then continue copying to complete the page.

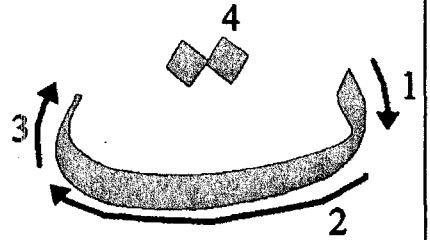


Baa



ب ب ب ب ب

Taa

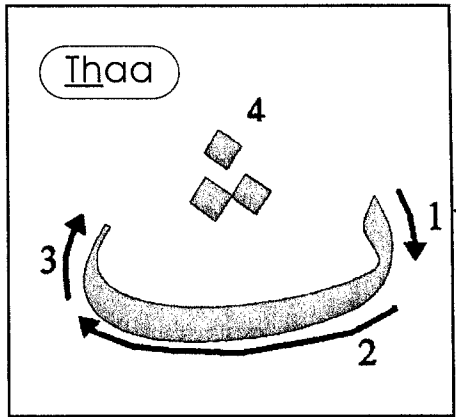


ت ت ت ت ت

Write over the letters below, then continue copying to complete the page.

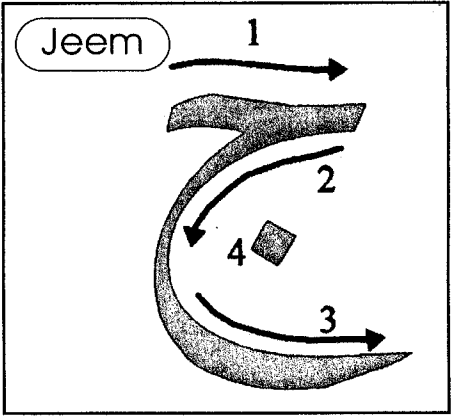


ث ث ث ث ث



Blank handwriting practice lines for the letter 'Thaa'.

ج ج ج ج ج

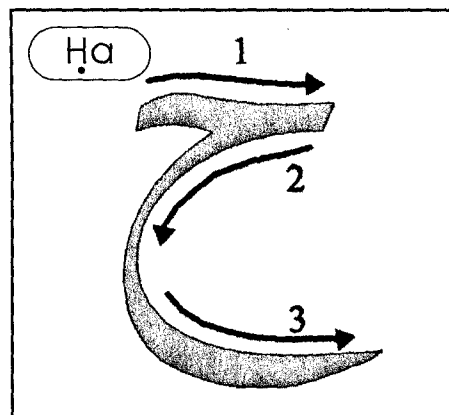


Blank handwriting practice lines for the letter 'Jeem'.

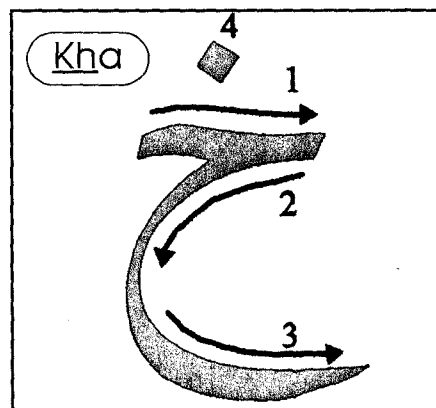
Write over the letters below, then continue copying to complete the page.



ح ح ح ح ح



خ خ خ خ خ

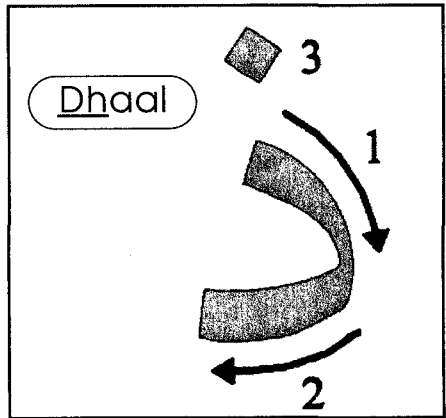
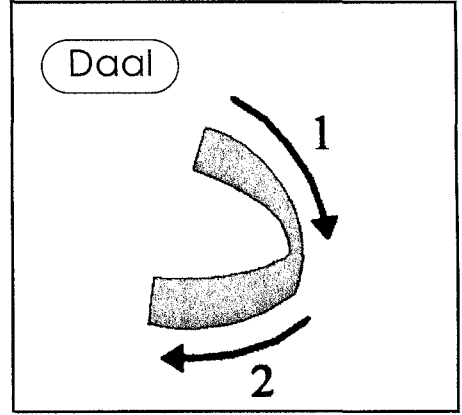


Write over the letters below, then continue copying to complete the page.




د د د د د

ذ ذ ذ ذ ذ



Write over the letters below, then continue copying to complete the page.




Handwriting practice lines for the letter 'Ra'. The top line contains five faint 'Ra' characters for tracing, followed by a solid black 'Ra' character. Below are several empty lines for independent practice.

Raa

Handwriting practice lines for the letter 'Zaa'. The top line contains five faint 'Zaa' characters for tracing, followed by a solid black 'Zaa' character. Below are several empty lines for independent practice.

Zaa

Write over the letters below, then continue copying to complete the page.



س س س س س

Blank handwriting lines for practicing the letter 'Seen'.

Blank handwriting lines for practicing the letter 'Seen'.

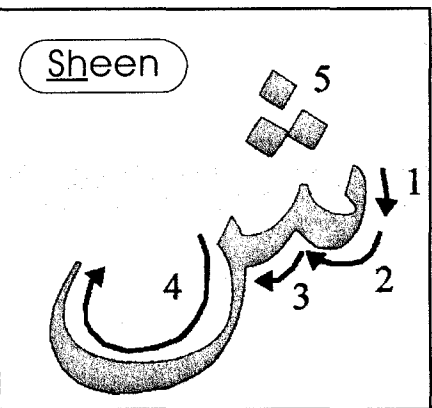
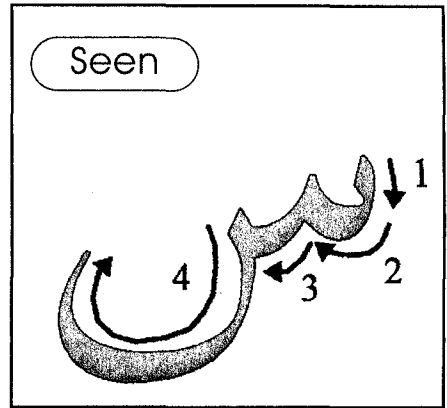
Blank handwriting lines for practicing the letter 'Seen'.

ش ش ش ش ش

Blank handwriting lines for practicing the letter 'Sheen'.

Blank handwriting lines for practicing the letter 'Sheen'.

Blank handwriting lines for practicing the letter 'Sheen'.



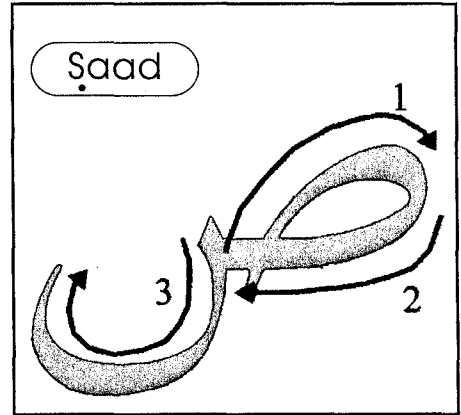
Write over the letters below, then continue copying to complete the page.



ص ص ص ص ص ص

ص

Blank handwriting lines for practicing the letter 'Ṣaad'.

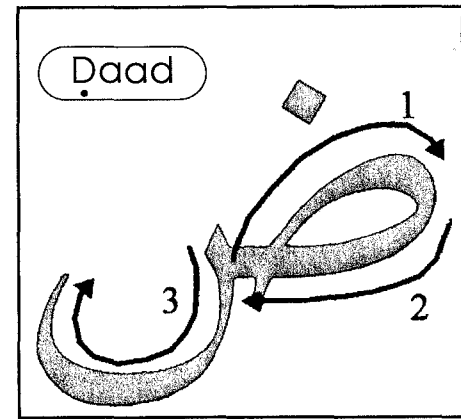


Blank handwriting lines for practicing the letter 'Ṣaad'.

ض ض ض ض ض ض


ض

Blank handwriting lines for practicing the letter 'Ḍaad'.

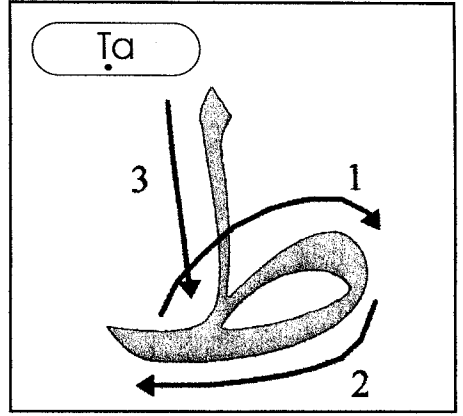


Blank handwriting lines for practicing the letter 'Ḍaad'.

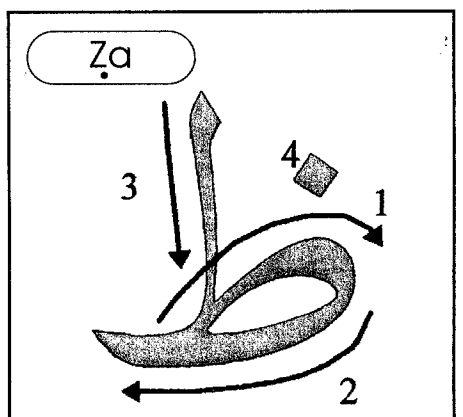
Write over the letters below, then continue copying to complete the page.



ط ط ط ط ط



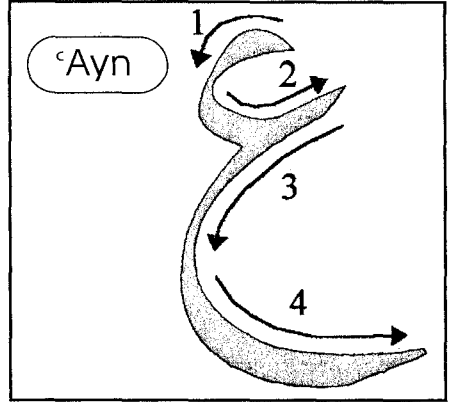
ظ ظ ظ ظ ظ



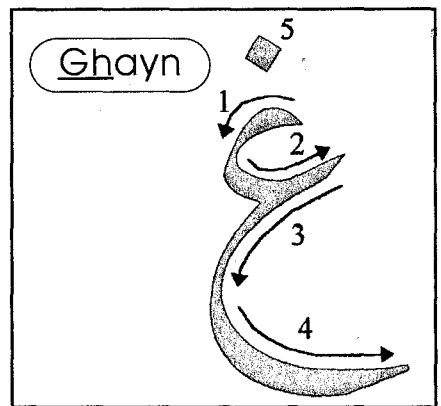
Write over the letters below, then continue copying to complete the page.



ا ا ا ا ا



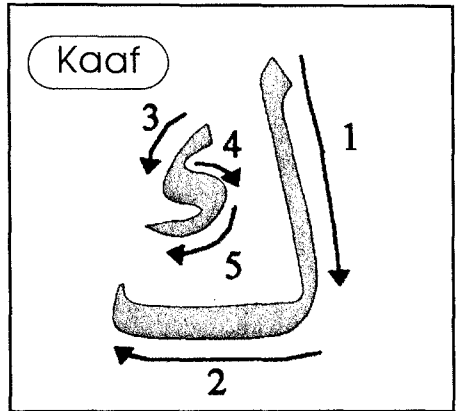
غ غ غ غ غ



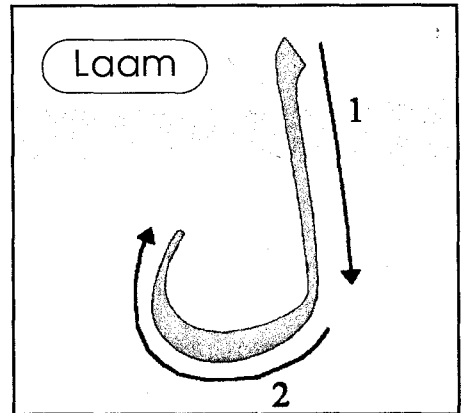
Write over the letters below, then continue copying to complete the page.



ك ك ك ك ك



ل ل ل ل ل

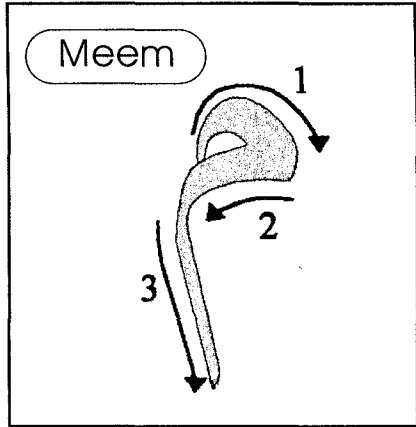


Write over the letters below, then continue copying to complete the page.



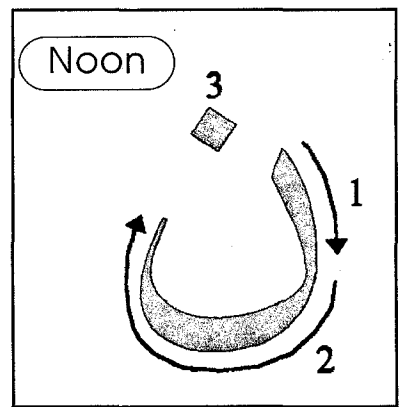
م م م م م

Blank handwriting practice lines for the letter Meem.

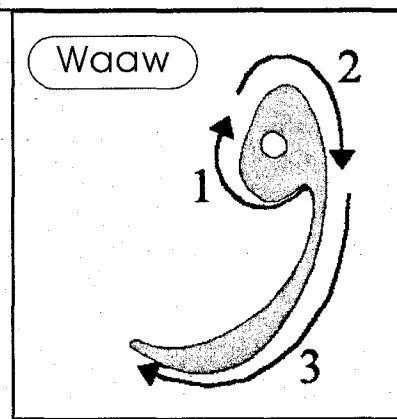
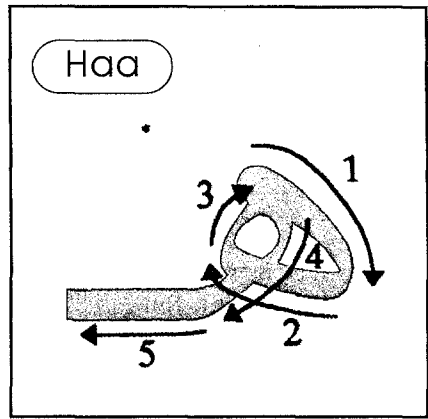


ن ن ن ن ن

Blank handwriting practice lines for the letter Noon.



Write over the letters below, then continue copying to complete the page.



Here is the complete Arabic alphabet.
Can you read all the letters?

Start here!



ا	ب	ت	ث	ج
ح	خ	د	ذ	ر
ز	س	ش	ص	ض
ط	ظ	ع	غ	ف
ق	ك	ل	م	ن
هـ	و	ي		

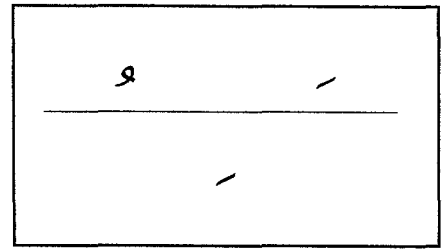
Can you fill in the missing letters
in the alphabet below?




ح				ا
	ذ			ح
	ص			ز
فا				
ن		ل		ق
			و	

The Short Vowels

The following are the three short Arabic vowels. They are written above or below the Arabic letters.




i) Fatha  This is a short diagonal stroke written above an Arabic letter. It is pronounced 'a', as in the English word 'cat'.

Read the alphabet below with fatha on each letter.




اَ	بَ	تَ	ثَ	جَ
حَ	دَ	ذَ	رَ	زَ
سَ	شَ	صَ	ضَ	طَ
ظَ	عَ	فَ	قَ	كَ
وَ	يَ	مَ	نَ	هَ

The Short Vowels – Continued



ii) Kasra

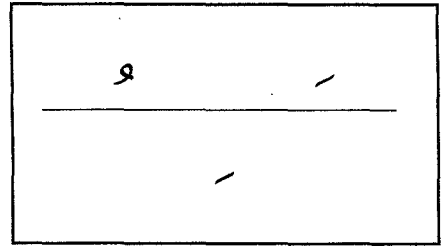



This is a short diagonal stroke written below an Arabic letter. It is pronounced 'i', as in the English word 'bit'.

Read the alphabet below with kasra on each letter.

ا	ب	ت	ث	ج
د	هـ	و	ز	ح
ط	ي	ك	ل	خ
ع	ف	ق	ص	غ
ح	ط	ك	ل	خ
د	ذ	ر	ز	ج
ح	ط	ك	ل	خ

The Short Vowels – Continued



- iii) Damma  This is like a very small 'waaw' written above an Arabic letter. It is pronounced 'u', as in the English word 'bull'.

Read the alphabet below with damma on each letter.

ج	ث	ت	ب	ا
ر	ذ	د	خ	ح
ض	ص	ش	س	ز
ف	غ	ع	ظ	ط
ن	م	ل	ك	ق
		ي	و	هـ

Practise reading your alphabet with fatha, kasra and damma (a, i, u).

ثَ ثِ ثُ	تَ تِ تُ	بَ بِ بُ	أَ إِ أُمُّ
دَ دِ دُ	خَ خِ خُ	حَ حِ حُ	جَ جِ جُ
سَ سِ سُ	زَ زِ زُ	رَ رِ رُ	ذَ ذِ ذُ
طَ طِ طُ	ضَ ضِ ضُ	صَ صِ صُ	شَ شِ شُ
فَ فِ فُ	غَ غِ غُ	عَ عِ عُ	ظَ ظِ ظُ
مَ مِ مُ	لَ لِ لُ	كَ كِ كُ	قَ قِ قُ
يَ يِ يُ	وَ وَ	هَ هِ هُ	نَ نِ نُ

Can you read the following Arabic words?

he stops يَقِفُ	he thanked شَكَرَ	he read قَرَأَ
he desired, wished رَغِبَ	he was good حَسُنَ	he understood فَهِمَ
he laughed ضَحِكَ	he was endowed with رُزِقَ	he wrote كَتَبَ
he joined لَحِقَ	it was known عُلِمَ	he describes يَصِفُ

Joining up Arabic letters (For an explanation, please see p. 27)

By itself	Joined	End	Middle	Beginning	
ا	ااا	ا	ا	ا	*
ب	ببب	ب	ب	ب	
ت	تتت	ت	ت	ت	
** ة	تتة	ة	ت	ت	
ث	ثثث	ث	ث	ث	
ج	ججج	ج	ج	ج	
ح	ححح	ح	ح	ح	
خ	خخخ	خ	خ	خ	
د	د د د	د	د	د	*
ذ	ذ ذ ذ	ذ	ذ	ذ	*
ر	ر ر ر	ر	ر	ر	*
ز	ز ز ز	ز	ز	ز	*
س	سسس	س	س	س	
ش	ششش	ش	ش	ش	

* The six starred 'naughty' letters cannot be joined to the left. For an explanation, see p. 27.

** Sometimes at the end of a word the letter taa is written ة or ء which is called taa marbuta.

By itself

Joined

End

Middle

Beginning

ص

صصص

ص

ص

ص

ض

ضضض

ض

ض

ض

ط

ططط

ط

ط

ط

ظ

ظظظ

ظ

ظ

ظ

ع

ععع

ع

ع

ع

غ

غغغ

غ

غ

غ

ف

ففف

ف

ف

ف

ق

ققق

ق

ق

ق

ك

ككك

ك

ك

ك

ل

للل

ل

ل

ل

م

ممم

م

م

م

ن

ننن

ن

ن

ن

ه

ههه

ه

ه

ه

و

ووو

و

و

و *

ي

ييي

ي

ي

ي

Joining up Arabic letters – continued

So far, we have learned how to write the Arabic letters when they are not joined together. However, Arabic words are usually written in a joined-up form. Most letters of the Arabic alphabet can be joined on either side. The shape of each letter changes according to its position within a word. These different forms must be learnt so that one can recognise the letters when they are combined together to make words.

Each letter has four forms: beginning, middle, end and by itself. On the previous two pages you will find a table showing how each letter is written according to its position in a word.

The 'Naughty' Letters

There are six 'naughty' letters which refuse to join on to any letter after them (in other words, to the left of them). However, they do allow other normal letters to join them from the right. The 'naughty' letters are:


ا د ذ ر ز و

A normal letter written after a naughty letter cannot take the middle form. It will take the beginning form instead, unless it is the last letter of a word, in which case it will take the 'by itself' form.

Exercise

Write out the Arabic alphabet in the boxes below, and draw a circle around the six 'naughty' letters.

				ا
		ي		



Practice with the 'Naughty' Letters

ا د ذ ر ز و

ذ + ب ← ذب

ب + ذ ← بذ

د + ب ← دب

ب + د ← بد

ا + ب ← اب

ب + ا ← با

و + ل ← ول

ل + و ← لو

ز + ف ← زف

ف + ز ← فز

ر + ب ← رب

ب + ر ← بر

What happens when both the letters are naughty?

ا + د ← اد

د + ا ← دا

ذ + و ← ذو

و + ذ ← وذ

ا + و ← او

و + ا ← وا

ر + ز ← رز

ز + ر ← زر

د + ر ← در

ر + د ← رد

ا + ذ ← اذ

ذ + ا ← ذا

Practice with joining letters

Copy out the words onto the lines provided, and learn how to join the letters.



he looked for; he researched	بَحَثَ	بَحَثَ	بَحَثَ
he stood firm	ثَبَّتَ	ثَبَّتَ	ثَبَّتَ
he drank	شَرِبَ	شَرِبَ	شَرِبَ
he scattered	نَشَرَ	نَشَرَ	نَشَرَ
he left	تَرَكَ	تَرَكَ	تَرَكَ
he covered, concealed	سَتَرَ	سَتَرَ	سَتَرَ

Practice with joining letters

Copy out the words onto the lines provided, and learn how to join the letters.



he gathered	جَمَعَ	جَمَعَ	ج م ع
he prostrated	سَجَدَ	سَجَدَ	س ج د
he went out	خَرَجَ	خَرَجَ	خ ر ج
he praised	حَمَدَ	حَمَدَ	ح م د
he protected, guarded	حَفِظَ	حَفِظَ	ح ف ظ
he explained	شَرَحَ	شَرَحَ	ش ر ح

Practice with joining letters

Copy out the words onto the lines provided, and learn how to join the letters.



he shouted	صَرَخَ	صَدَرَخَ	صَرَخَ
he boasted; he was proud	فَخَّرَ	فَخَّرَ	فَخَّرَ
he entered	دَخَلَ	دَخَلَ	دَخَلَ
he turned up	وَرَدَ	وَرَدَ	وَرَدَ
he chased away; he repelled	طَرَدَ	طَرَدَ	طَرَدَ
he regretted	نَدِمَ	نَدِمَ	نَدِمَ

Practice with joining letters

Copy out the words onto the lines provided, and learn how to join the letters.

he remembered	ذَكَرَ	ذَكَرَ	ذَكَرَ
he purified	هَذَبَ	هَذَبَ	هَذَبَ
he took	أَخَذَ	أَخَذَ	أَخَذَ
he thanked	شَكَرَ	شَكَرَ	شَكَرَ
he raised	رَفَعَ	رَفَعَ	رَفَعَ
he claimed, alleged	زَعَمَ	زَعَمَ	زَعَمَ

Practice with joining letters

Copy out the words onto the lines provided, and learn how to join the letters.



he fastened; he was resolute	حَزَمَ	حَزَمَ	حَزَمَ
he descended, went down	نَزَلَ	نَزَلَ	نَزَلَ
he urged, incited	حَفَزَ	حَفَزَ	حَفَزَ
he read	قَرَأَ	قَرَأَ	قَرَأَ
he washed	غَسَلَ	غَسَلَ	غَسَلَ
he dozed; he was sleepy	نَعَسَ	نَعَسَ	نَعَسَ

Practice with joining letters

Copy out the words onto the lines provided, and learn how to join the letters.

he was active, energetic	نَشِطَ	نَ شِ طَ	نَ شِ طَ
he was thirsty	عَطِشَ	عَ طِ شَ	عَ طِ شَ
he was patient	صَبَرَ	صَ بَ رَ	صَ بَ رَ
he stuck (s.th.)	لَصِقَ	لَ صِ قَ	لَ صِ قَ
he laughed	ضَحِكَ	ضَ حِ كَ	ضَ حِ كَ
it decreased, became less	نَقَصَ	نَ قَ صَ	نَ قَ صَ

Practice with joining letters

Copy out the words onto the lines provided, and learn how to join the letters.



he arose, got up	نَهَضَ	نَهَضَ	نَهَضَ
he looked at	نَظَرَ	نَظَرَ	نَظَرَ
he digested	هَضَمَ	هَضَمَ	هَضَمَ
he cut	قَطَعَ	قَطَعَ	قَطَعَ
he tied	رَبَطَ	رَبَطَ	رَبَطَ
he appeared	ظَهَرَ	ظَهَرَ	ظَهَرَ

Practice with joining letters

Copy out the words onto the lines provided, and learn how to join the letters.

it became small, little	صَغُرَ	صَغُرَ	صَغُرَ
he was distinguished; he excelled	نَبَغَ	نَبَغَ	نَبَغَ
he opened	فَتَحَ	فَتَحَ	فَتَحَ
he blew; he inflated	نَفَخَ	نَفَخَ	نَفَخَ
he stopped; he stood	وَقَفَ	وَقَفَ	وَقَفَ
he caught up with someone	لَحِقَ	لَحِقَ	لَحِقَ

Practice with joining letters

Copy out the words onto the lines provided, and learn how to join the letters.



he grabbed, seized	مَسَكَ	مَسَكَ	مَ سَ كَ
he turned s.th. over	قَلَبَ	قَلَبَ	قَ لَ بَ
he swallowed	بَلَغَ	بَلَغَ	بَ لَ عَ
he prevented; he forbade	مَنَعَ	مَنَعَ	مَ نَ عَ
it was nice, good, suitable	حَسِنَ	حَسِنَ	حَ سَ نَ
he forgot	نَسِيَ	نَسِيَ	نَ سَ يَ

Practice with joining letters

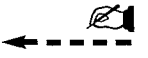
Join the groups of letters to make words in the boxes provided.



سَجَدَ	he prostrated	رَكَعَ	he bowed
	س ج د		ر ك ع
	it rained		he went
	م ط ر		ذ ه ب
	he made room/space for		he was full up (food)
	ف س ح		ش ب ع
	he accepted		he sat
	ق ب ل		ج ل س
	he was allowed, permitted		he was kind, generous
	أ ذ ن		س م ح
	he advised		he was astonished
	ن ص ح		د ه ش
	he ripened		he knew
	ي ن ع		ع ر ف
	it became great		he met
	ع ظ م		ل ق ي

Practice with joining letters

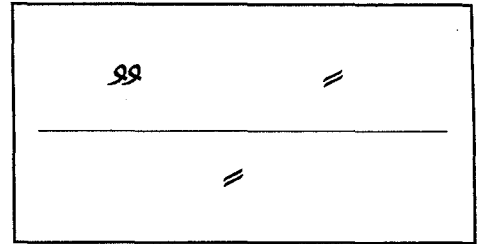
Join the groups of letters to make words in the boxes provided.




سَحَبَ	he withdrew, pulled out	قَصُرَ	it was short
سَحَبَ	س ح ب	قَصُرَ	ق ص ر
	it was numerous		he emptied; he finished
	كَثُرَ		فَرَّغَ
	he endowed with		he demanded, requested
	رُزِقَ		طَالَ ب
	he matured; it ripened		he triumphed
	نَضَجَ		ظَفَرَ
	he spent the night awake		he was quick, fast
	سَهَرَ		سَرَعَ
	he was sorry, regretted		he abstained from
	أَسَفَ		زَهَدَ
	he was ill, unwell		he gathered, assembled
	مَرَضَ		حَفَلَ
	he passed (an exam)		he was angry
	نَجَحَ		غَضِبَ

Tanween

The three short Arabic vowels, fathā, kasra and damma, can be doubled. This is known as "tanween", and it changes the sound of the vowels.

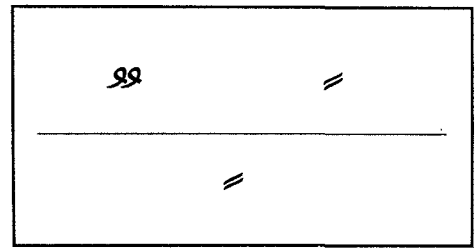



i) Tanween fathā (fathātaan)  This is two short diagonal strokes written above an Arabic letter. It is pronounced 'an', as in the English word 'man'. It is usually supported by an alif.

Read the alphabet below with tanween fathā on each letter.

جًا	ثًا	تًا	بًا	أًا
رًا	ذًا	دًا	خًا	كًا
ضًا	صًا	شًا	سًا	زًا
فًا	غًا	عًا	ظًا	طًا
نًا	مًا	لًا	كًا	قًا
		يًا	وًا	هًا

Tanween (Continued)



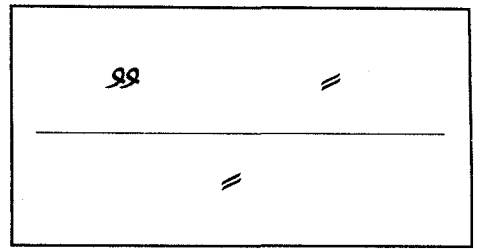
ii) Tanween kasra (kasrataan) 


This is two short diagonal strokes written below an Arabic letter. It is pronounced 'in', as in the English word 'win'.

Read the alphabet below with tanween kasra on each letter.


ا	ب	ت	ث	ج
ح	خ	د	ذ	ر
ز	س	ش	ص	ض
ط	ظ	ع	غ	ف
ق	ك	ل	م	ن
ه	و	ي		

Tanween (Continued)







iii) Tanween ḍamma (ḍammataan)  _____

This is two dammas written above an Arabic letter. It is pronounced 'un', as in the English word 'bun'.

Sometimes it is written like this:  _____

Read the alphabet below with tanween ḍamma on each letter.

 ج	 ث	 ت	 ب	 أ
 ر	 ذ	 د	 خ	 ح
 ض	 ص	 ش	 س	 ز
 ف	 غ	 ع	 ظ	 ط
 ن	 م	 ل	 ك	 ق
		 ي	 و	 ه

Practice with tanween

Practise reading the following words that have been written with tanween. Copy each word out onto the empty line below the word.

bell	جَرَسًا	pen	قَلَمٌ	boy	وَلَدٌ	father	أَبٌ
travel	سَفَرٌ	hundred	مِئَةٌ	hand	يَدًا	lion	أَسَدٌ
horse	فَرَسًا	present	هَدِيَّةٌ	goat	غَنَمٌ	mouth	فَمٌ
ball	كُرَةٌ	cherries	كِرْزٌ	lip	شَفَةٌ	never	أَبَدًا
king	مَلِكًا	mountain	جَبَلًا	carrot	جَزْرٌ	brother	أَخٌ
pyramid	هَرَمٌ	tree	شَجَرَةٌ	camel	جَمَلٌ	man	رَجُلًا

The Long Vowels (Madd)

Three letters of the Arabic alphabet are used to lengthen the sounds of the short vowels fatha, kasra and damma. These letters are:

ا ي و

i) Alif al-madd

Alif is used to lengthen the "a" sound of fatha into an "aa" sound.

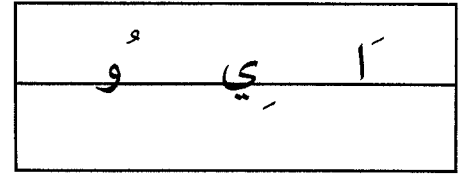
Note the special shape of laam when it is joined to alif below.

آ = ا + آ

Read the alphabet below with alif al-madd (the long fatha) on each letter.

جَا	ثَا	تَا	بَا	اَ
رَا	ذَا	دَا	خَا	حَا
ضَا	صَا	شَا	سَا	زَا
فَا	غَا	عَا	ظَا	طَا
نَا	مَا	لَا	كَا	قَا
		يَا	وَا	هَا

The Long Vowels (Madd) – Continued




ii) Yaa al-madd

Yaa al-madd is used to lengthen the "i" sound of kasra into an "ee" sound.

Read the alphabet below with yaa al-madd (the long kasra) on each letter.

					←-----
جِي	ثِي	تِي	بِي	إِي	
رِي	ذِي	دِي	خِي	حِي	
ضِي	صِي	شِي	سِي	زِي	
فِي	غِي	عِي	ظِي	طِي	
نِي	مِي	لِي	كِي	قِي	
		يِي	وِي	هِي	

The Long Vowels (Madd) – Continued



iii) Waaw al-madd


Waaw al-madd is used to lengthen the “u” sound of damma into an “oo” sound.

Read the alphabet below with waaw al-madd (the long damma) on each letter.


جُو	ثُو	تُو	بُو	أُو
رُو	ذُو	دُو	خُو	حُو
ضُو	صُو	شُو	سُو	زُو
فُو	غُو	عُو	ظُو	طُو
نُو	مُو	لُو	كُو	قُو
		يُو	وُو	هُو

Practice with Madd

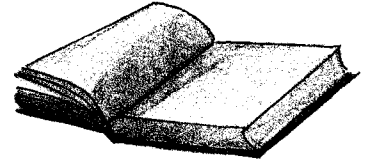
Read the words below, then copy them out onto the lines provided.



سَاعَةٌ




بَابٌ



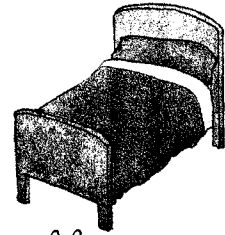
كِتَابٌ



رَيْشَةٌ



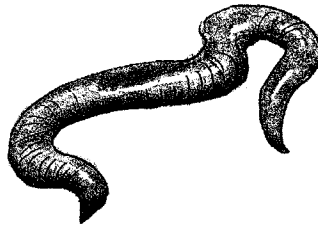
فِيلٌ




سَرِيرٌ



بُومَةٌ



دُودَةٌ



حُوتٌ

Sukoon

A small circle called sukoon, written above a letter of the Arabic alphabet, is used to show that the letter below it has no vowel: ____°. All you hear is the shortened sound of the letter, so jeem becomes 'j', kaaf becomes 'k' and sheen becomes 'sh' etc.

Try reading the following words: كَمَ لَمَ مِنْ قُلْ قِفْ بَلْ عُدْ

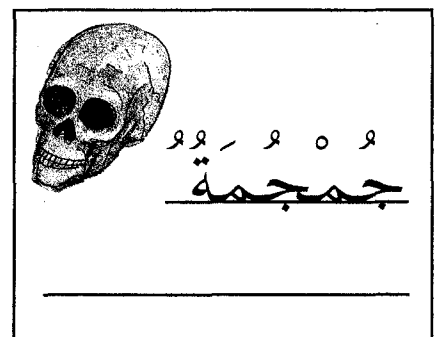



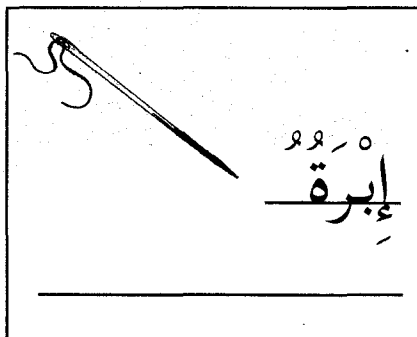




When there is a fatha followed by a yaa with a sukoon on it, it makes an '-ay' sound.

e.g. بَيْنَ زَيْتُونُ لَيْمُونُ بَيْضَةُ عَيْنُ جَيْبُ أَيْنَ لَيْلُ

When there is a fatha followed by a waaw with a sukoon on it, it makes an '-ow' sound:

لَوْنُ زَوْجُ لَوْلَبُ فَوْقُ جَوْرَبُ نَوْمُ خَوْفُ يَوْمُ



Read the words below, then copy them out onto the lines provided.



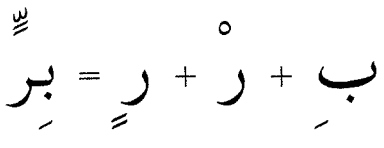
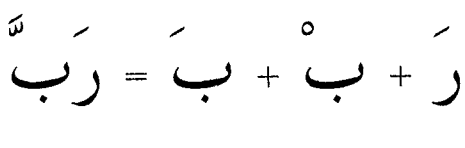
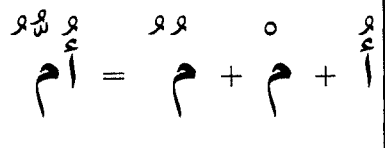
Shadda

Shadda is a symbol written above a letter to show that the letter has been doubled and therefore sounds stronger.

The symbol for shadda looks like this: 

The short vowels are written with shadda like this:  or 


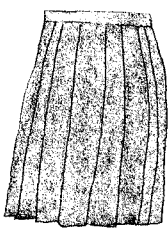





Study these examples:

 بر = ر + ر + ب	 رَب = ب + ب + ر	 أَم = م + م + أ
---	---	--

Read the words below, then copy them out onto the lines provided.



بطَّة
_____

قَطَّة
_____

دَب
_____

تَنُورَة
_____

قَبْعَة
_____

دَرَاجَة

Similar sounding letters

As you will have realised by now, some pairs of Arabic letters have similar sounds, so extra care must be taken to pronounce each letter correctly. Below are some pairs of words which illustrate this point. Incorrect pronunciation would change their meaning. For example:

قَلْبٌ means heart, whereas كَلْبٌ means dog!





Practise reading the words below and copy them into your exercise book. When you feel confident that you can tell the difference between the similar sounds, ask your Arabic teacher to test you by reading them aloud to you as a dictation exercise.

هَلَكَ he perished, died; he was annihilated, destroyed	حَلَقَ he shaved	كَلْبٌ a dog	قَلْبٌ a heart
طَابَ he was good, pleasant, agreeable	تَابَ he repented	رَكَدَ it was still, motionless, stagnant	رَقَدَ he slept; went to bed, lay down
طِينٌ clay, soil	تِينٌ a fig	كَسَدَ (of merchandise) it found no market; it didn't sell	قَصَدَ he intended
ظَلِيلٌ shady, shaded	ذَلِيلٌ despicable, contemptible; lowly, abject, servile	ضَرَبَ hitting, beating, striking	دَرَبَ a path, trail, track; a mountain pass
صَبَّ he poured, emptied	سَبَّ he insulted, reviled; he cursed, swore	بَعْضَ some, a few	بَعْدَ after
صَبَّحَ he offered a morning drink (to someone)	سَبَّحَ he swam	ضَلَّ he went astray, lost his way	دَلَّ he led, he showed the way
عَقَلَ reason, discernment; mind, intellect	أَكَلَ food	ضَرَسَ a molar tooth	دَرَسَ a lesson, class; study

ت ت ت ت ت ة

ب ب ب ب ب

ا ا ا ا ا




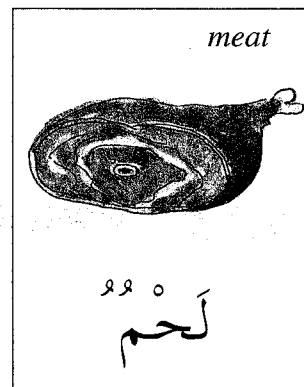





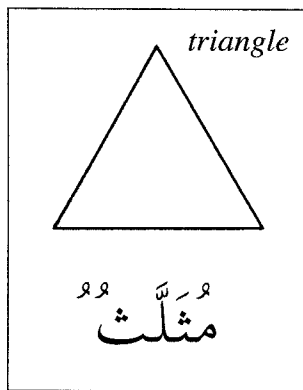
Complete the words below by filling in the missing letter or letters,
and also all the vowel sounds.

ج..بنة	مك... .	بيت..	نبوب..	سد..
تا..	توت..	خريطة..	باب..	مبذن..

ح ح ح ح

ج ج ج ج

ث ث ث ث



Complete the words below by filling in the missing letter or letters,
and also all the vowel sounds.


حج... ^س	مس...د	ف...ل	أ...ا...ا...	ح...ام...ة
م...د... ^س	حوت...	تمسا...	علب...	مل...

ذ ذ ذ

د د د


خ خ خ

watermelon



بَطِيخ

peach



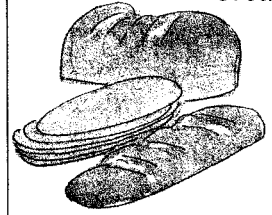
خَوْخ

cucumber




خِيَار

bread



خَبْز

cheetah




فَهْد

grasshopper




جَنْدَب

chicken




دَجَاجَة

cockerel



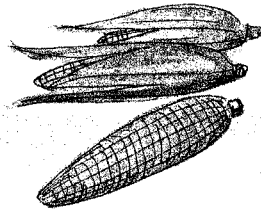
دِيك

shoe



حِذَاء

sweetcorn



ذَرَّة

tail



ذَنْب

wolf



ذَيْب

Complete the words below by filling in the missing letter or letters,
and also all the vowel sounds.

.. فه ..

.. نب ..

.. يار ..

.. بز ..

.. يك ..

.. جن .. ب

.. بطي ..

.. و ..

.. د .. جة ..

.. ح .. ء ..

س س س س

ز ز ز ز

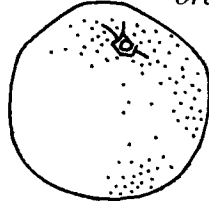
ر ر ر ر

carrot




جزر

orange



برتقال

cherries



كرز

feather



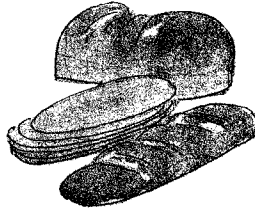
ريشة

butcher




جزار

bread



خبز

gazelle



غزال

giraffe



زرافة

squirrel




سجّاب

eagle




نسر

pineapple



أناناس

fish



سمكة

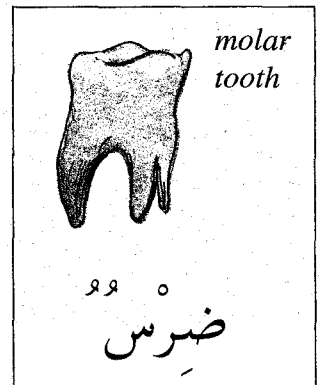




Complete the words below by filling in the missing letter or letters,
and also all the vowel sounds.

..نَجَاب	..رَافَة	..مكة	جَ..ار	ك..ز
..يش..	..ن...	ب..قال	أنانا..	غَ...ل

ض ض ض ض ض

ص ص ص ص ص

ش ش ش ش ش



Complete the words below by filling in the missing letter or letters, and also all the vowel sounds.


فا..ولية	بي..ة	منذ...ة	رس..	ب..ل
م..م...	ببل..	ر..ة	ف..عة	قمي..

ع ع ع ع

ظ ظ ظ ظ

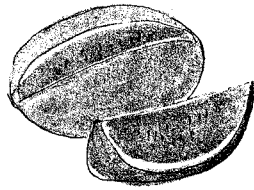
ط ط ط ط

wall



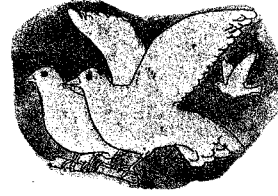
حَائِطٌ

watermelon



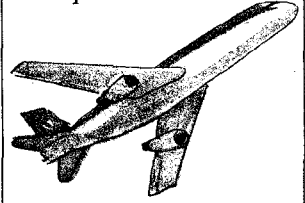
بَطِيخٌ

birds



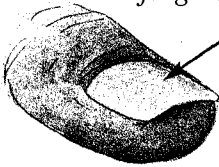
طَيُورٌ

aeroplane




طَائِرَةٌ

fingernail




ظَفْرٌ



envelopes


ظُرُوفٌ

spectacles




نَظَّارَةٌ

antelope




ظَبِيٌّ

square



مَرَبَعٌ

snake




ثُعْبَانٌ

grapes



عِنَبٌ

scorpion.



عَقْرَبٌ

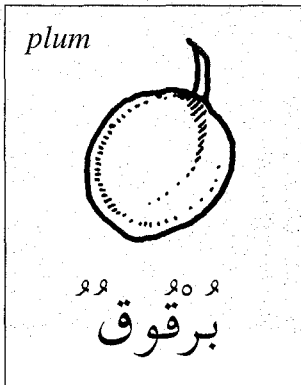
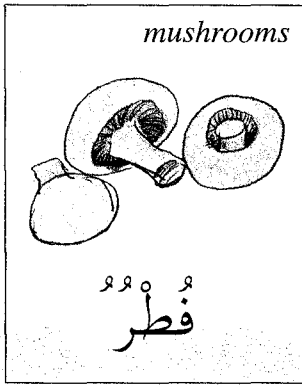
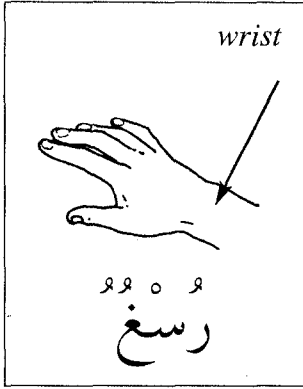
Complete the words below by filling in the missing letter or letters, and also all the vowel sounds.

..يو..	..بي..	..بي..	ث..ان	..قر..
..فر..	..مر..	..نب..	ن...ة	ح...ا

ق ق ق ق ق

ف ف ف ف ف

غ غ غ غ غ








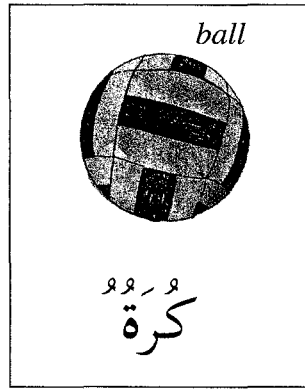

Complete the words below by filling in the missing letter or letters,
and also all the vowel sounds.

ب..ء	..زال	ص..رة	..راب	..طا.
..ك	..طر	..ر...	..قن..	ح..بة

م م م م

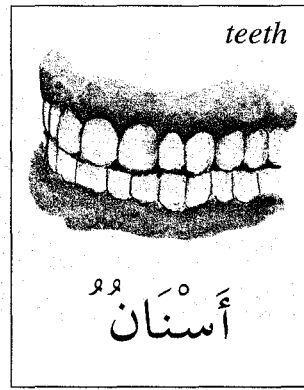





ل ل ل ل

ك ك ك ك



Complete the words below by filling in the missing letter or letters, and also all the vowel sounds.

..حاة	شبا..	ل..وة	..وزة	..تاب
..رة	ق..م	ذي..	ق..ب	نح..



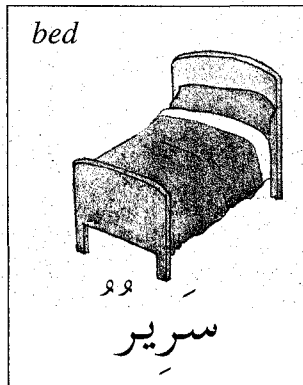



Complete the words below by filling in the missing letter or letters,
and also all the vowel sounds.

حِصَان	قَهْوَةٌ	عَنْكَبُوت	مَهْر	نَجْمَةٌ
حِصَان	قَهْوَةٌ	عَنْكَبُوت	مَهْر	نَجْمَةٌ

ي ي ي

و و و



Complete the words below by filling in the missing letter or letters, and also all the vowel sounds.

ش.كة	سر..	طا... .	ر.دة	ر.ر.رة
ج.ر..	ع... .	ك.ر... .	ت.ن... .ة	د..

The moon letters

ا ب ج ح خ ع غ ف ق ك م ه و ي

The Arabic word for 'the' is 'al' (alif followed by laam). It is not written separately. Rather, it joins onto the word it defines.

the = آل

The Arabic alphabet is divided into two groups of letters: the moon letters and the sun letters. The moon letters are shown above. When 'al' is followed by a word beginning with a moon letter, then 'al' is written with a sukoon on the laam.

In the first example below, 'arnabun' (a rabbit) becomes 'al-arnabu' (the rabbit). Note how the tanween at the end of a word without 'al' changes into a single short vowel once 'al' is added. e.g. arnabun becomes al-arnabu.

مَسْجِدٌ ← الْمَسْجِدُ	عَيْنٌ ← الْعَيْنُ	أَرْنَبٌ ← الْأَرْنَبُ
هَدَاهُ ← الْهَدَاهُ	غَنَمٌ ← الْغَنَمُ	بَوْمَةٌ ← الْبَوْمَةُ
وَرْدَةٌ ← الْوَرْدَةُ	فَيْلٌ ← الْفَيْلُ	جَمَلٌ ← الْجَمَلُ
يَمَامَةٌ ← الْيَمَامَةُ	قَمَرٌ ← الْقَمَرُ	حِصَانٌ ← الْحِصَانُ
	كِتَابٌ ← الْكِتَابُ	خَنْزِيرٌ ← الْخَنْزِيرُ

Exercise

Copy out the following words on the lines provided, adding 'al' to each word. Remember to change the two dammas at the end of each word into one damma.

هَلَالٌ	غَرَابٌ	أَنْفٌ ← الْأَنْفُ
_____	_____	_____
وَسَادَةٌ	قَرْدٌ	بَطَّةٌ
_____	_____	_____
يَدٌ	مَهْرٌ	حَوْتٌ
_____	_____	_____

The sun letters

ت ث د ذ ر ز س ش ص ض ط ظ ن ل

The sun letters are shown above. Sun letters are written with a shadda when they come straight after 'al'. The laam of 'al' does not take a sukoon. Instead, it becomes a silent letter.

In the first example below, 'taajun' (a crown) becomes 'at-taaju' (the crown). Notice the strong sound of the 'ta', and note how you cannot hear the 'laam' at all.

Once again, the tanween at the end of a word without 'al' changes into a single short vowel once 'al' is added. e.g. taajun becomes at-taaju.

طَبَّالَةٌ ← طَبَّالَةٌ	زَرَّافَةٌ ← زَرَّافَةٌ	تَاجٌ ← تَاجٌ
ظَفْرٌ ← ظَفْرٌ	سَاعَةٌ ← سَاعَةٌ	ثَعْلَبٌ ← ثَعْلَبٌ
لِسَانٌ ← لِسَانٌ	شَمْسٌ ← شَمْسٌ	دَبٌّ ← دَبٌّ
نَجْمَةٌ ← نَجْمَةٌ	صَارُوخٌ ← صَارُوخٌ	ذِرَاعٌ ← ذِرَاعٌ
	ضِرْسٌ ← ضِرْسٌ	رَيْشَةٌ ← رَيْشَةٌ

Exercise

Copy out the following words on the lines provided, adding 'al' to each word. Remember to change the two dammas at the end of each word into one damma.

ظَهْرٌ	سَرِيرٌ	تَيْنٌ ← التَّيْنِ
لَحْمٌ	شَفَّةٌ	دَجَاجَةٌ
نَحْلَةٌ	طَاوِلَةٌ	زَهْرَةٌ

Exercise

Sort out the words in the box below into two groups: those beginning with sun letters and those beginning with moon letters. Write them in the columns provided, adding 'al' to the beginning of each word.

خَفَّاشٌ	سَرِيرٌ	قَلَمٌ	لَيْمُونٌ	جَزْرٌ
عَجَلَةٌ	شَوْكَةٌ	إِجَاصٌ	ثَعْلَبٌ	
دَرَّاجَةٌ	فَهْدٌ	مَوْزَةٌ	نَعَامَةٌ	طَائِرَةٌ

Sun Letter Words

الشَّوْكَةُ

Moon Letter Words

Al-alif al-maqsura

Al-alif al-maqsura is a type of alif which appears at the end of some words. It always has a fatha before it. Read the examples below and copy them out into your exercise book.

لَيْلَى	أَدَى	إِلَى
مُوسَى	تَمَنَّى	عَلَى
عِيسَى	اسْتَدْعَى	حَتَّى
مُصْطَفَى	فَتَى	بَلَى
مُرَبَّى	قُرَى	رَمَى
الْمُسْتَشْفَى	هُدَى	سَعَى
الْمُسْتَدْعَى	سَلِمَى	يَخْشَى

سَبَّحِ اسْمَ رَبِّكَ الْأَعْلَى . الَّذِي خَلَقَ فَسَوَّى .
وَالَّذِي قَدَّرَ فَهَدَى . وَالَّذِي أَخْرَجَ الْمَرْعَى .

(سُورَةُ الْأَعْلَى)

Reading practice with hamza

Below are examples of hamza in its various forms and positions. Read the words out loud and copy them into your exercise book.

ضَوْوُهُ	لَا جِيءُ	مَلِيئَةٌ	تَوَّامٌ	أَنَّ
جَاءَ	شَيْءٌ	يُودِي	رَأْسٌ	إِنَّ
بَدَأَ	عِبَاءٌ	رُؤُوسٌ	تَأْيِيدٌ	أُذُنٌ
قَرَأَ	قَضَاءٌ	مُؤْمِنٌ	أَهْنَيْكُمْ	رَأَيْتُ
أَشْيَاءٌ	جَرِيءٌ	رُؤْيَةٌ	سَيِّئَةٌ	سَأَلَ
بَدَأَ	يُضِيءُ	يَوْمٌ	تَطْمَعِنٌ	الْمَرْأَةُ
هُدُوءًا	وَضُوءٌ	هُؤُلَاءِ	سُئِلَ	رَأَى
هَنِيئًا	بَطِيءٌ	خُلَطَاؤُهُ	أَفْعَدَةٌ	أَسْأَلُكَ
مَاءٌ	يَتَسَاءَلُ	أَقْرَأُ	ضَعِيلٌ	مَلَأْتُ
أَبْتَدَأُ	مَرْوَةٌ	لُؤْلُؤٌ	فَوَائِدٌ	أَمْرًا

Reading practice

Read the following familiar Islamic phrases and learn their meanings.

بِسْمِ اللَّهِ الرَّحْمَنِ الرَّحِيمِ . In the name of Allah, the Gracious, the Merciful.

اللَّهُ أَكْبَرُ . Allah is Greater.

سُبْحَانَ اللَّهِ . Glory be to Allah.

مَا شَاءَ اللَّهُ . What Allah wishes. (A phrase used to express praise or admiration).

إِنْ شَاءَ اللَّهُ . God willing.

الْحَمْدُ لِلَّهِ . Praise be to Allah. (Thanks be to Allah).

أَسْتَغْفِرُ اللَّهَ . I ask Allah's forgiveness.

أَشْهَدُ أَنْ لَا إِلَهَ إِلَّا اللَّهُ . I testify that there is no god except Allah.

أَشْهَدُ أَنَّ مُحَمَّدًا رَسُولُ اللَّهِ . I testify that Muhammad is the Messenger of Allah.

صَلَّى اللَّهُ عَلَيْهِ وَسَلَّمَ . May the blessing and peace of Allah be upon him. (A phrase spoken after mentioning our Prophet's name).

أَعُوذُ بِاللَّهِ مِنَ الشَّيْطَانِ الرَّجِيمِ . I seek protection in Allah from the accursed Shaytan.

جَزَاكَ اللَّهُ خَيْرًا . (To a boy or man): May Allah reward you greatly.

جَزَاكَ اللَّهُ خَيْرًا . (To a girl or woman): May Allah reward you greatly.

السَّلَامُ عَلَيْكُمْ وَرَحْمَةُ اللَّهِ وَبَرَكَاتُهُ . May the peace and blessings of Allah be upon you. (Islamic greeting).

وَعَلَيْكُمْ السَّلَامُ وَرَحْمَةُ اللَّهِ وَبَرَكَاتُهُ . And may the peace and blessings of Allah be upon you too. (Reply to Islamic greeting).

Ninety-nine perfect names of Allah

أَسْمَاءُ اللَّهِ الْحُسْنَى

Read the beautiful names of Allah listed below and copy them into your exercise book, separating them into two groups according to whether the letter after the initial 'al-' is a sun letter or a moon letter.

هُوَ اللَّهُ الَّذِي لَا إِلَهَ إِلَّا هُوَ

الْغَفُورُ	الرَّافِعُ	الْبَارِئُ	الرَّحْمَنُ
الشَّكُورُ	الْمُعِزُّ	الْمُصَوِّرُ	الرَّحِيمُ
الْعَلِيُّ	الْمُذَلُّ	الْغَفَّارُ	الْمَلِكُ
الْكَبِيرُ	السَّمِيعُ	الْقَهَّارُ	الْقُدُّوسُ
الْحَفِيفُ	الْبَصِيرُ	الْوَهَّابُ	السَّلَامُ
الْمُقِيتُ	الْحَكَمُ	الرِّزَّاقُ	الْمُؤْمِنُ
الْحَسِيبُ	الْعَدْلُ	الْفَتَّاحُ	الْمُهَيِّمُ
الْجَلِيلُ	اللَّطِيفُ	الْعَلِيمُ	الْعَزِيزُ
الْكَرِيمُ	الْخَبِيرُ	الْقَابِضُ	الْجَبَّارُ
الرَّقِيبُ	الْحَلِيمُ	الْبَاسِطُ	الْمُتَكَبِّرُ
الْمُجِيبُ	الْعَظِيمُ	الْخَافِضُ	الْخَالِقُ

Ninety-nine perfect names of Allah

الْجَامِعُ	الْآخِرُ	الْمُعِيدُ	الْوَاسِعُ
الْغَنِيُّ	الظَّاهِرُ	الْمُحْيِي	الْحَكِيمُ
الْمُغْنِي	الْبَاطِنُ	الْمُمِيتُ	الْوَدُودُ
الْمُعْطِي	الْوَالِي	الْحَيُّ	الْمَجِيدُ
الْمَانِعُ	الْمُتَعَالِي	الْقَيُّومُ	الْبَاعِثُ
الضَّارُّ	الْبَرُّ	الْوَاجِدُ	الشَّهِيدُ
النَّافِعُ	التَّوَّابُ	الْمَاجِدُ	الْحَقُّ
النُّورُ	الْمُنْتَقِمُ	الْوَاحِدُ	الْوَكِيلُ
الْهَادِي	الْعَفْوُ	الصَّمَدُ	الْقَوِي
الْبَدِيعُ	الرَّؤُوفُ	الْقَادِرُ	الْمَتِينُ
الْبَاقِي	مَالِكُ الْمَلِكِ	الْمُقْتَدِرُ	الْوَلِيُّ
الْوَارِثُ	ذُو الْجَلَالِ -	الْمُقَدِّمُ	الْحَمِيدُ
الرَّشِيدُ	وَالْإِكْرَامِ	الْمُؤَخَّرُ	الْمُحْصِي
الصَّبُورُ	الْمُقْسِطُ	الْأَوَّلُ	الْمُبْدِي

سُورَةُ الْفَاتِحَةِ

In the name of Allah, the Gracious, the Merciful.

Praise be to Allah, Lord of the Worlds,

The Gracious, the Merciful, Lord of the Day of Judgment.

You alone do we worship, and to You alone do we turn for help.

Guide us on the straight path,

The path of those whom You have favoured,

Not the path of those who earn Your anger, nor of those who go astray.

بِسْمِ اللَّهِ الرَّحْمَنِ الرَّحِيمِ .

الْحَمْدُ لِلَّهِ رَبِّ الْعَالَمِينَ .

الرَّحْمَنِ الرَّحِيمِ . مَالِكِ يَوْمِ الدِّينِ .

إِيَّاكَ نَعْبُدُ وَإِيَّاكَ نَسْتَعِينُ .

اهْدِنَا الصِّرَاطَ الْمُسْتَقِيمَ .

صِرَاطَ الَّذِينَ أَنْعَمْتَ عَلَيْهِمْ

غَيْرِ الْمَغْضُوبِ عَلَيْهِمْ وَلَا الضَّالِّينَ .

آيَةُ الْكُرْسِيِّ

God – there is no god but Him, the Ever-Living, the Self-Subsisting.

Neither slumber nor sleep overtake Him.

To Him belong all that is in the heavens and all that is on the earth.

Who is there that could intercede with Him, unless it be by His leave?

He knows all that lies open before men and all that is hidden from them, whereas they cannot encompass anything of His knowledge save that which He wills [them to attain].

His throne extends over the heavens and the earth, and he never wearies of guarding and preserving them, for He is the Most High, the Supreme [in glory].

اللَّهُ لَا إِلَهَ إِلَّا هُوَ الْحَيُّ الْقَيُّومُ

لَا تَأْخُذُهُ سِنَّةٌ وَلَا نَوْمٌ

لَهُ مَا فِي السَّمَاوَاتِ وَمَا فِي الْأَرْضِ

مَنْ ذَا الَّذِي يَشْفَعُ عِنْدَهُ إِلَّا بِإِذْنِهِ

يَعْلَمُ مَا بَيْنَ أَيْدِيهِمْ وَمَا خَلْفَهُمْ

وَلَا يُحِيطُونَ بِشَيْءٍ مِنْ عِلْمِهِ إِلَّا بِمَا شَاءَ

وَسِعَ كُرْسِيُّهُ السَّمَاوَاتِ وَالْأَرْضِ

وَلَا يَئُودُهُ حِفْظُهُمَا وَهُوَ الْعَلِيُّ الْعَظِيمُ .