
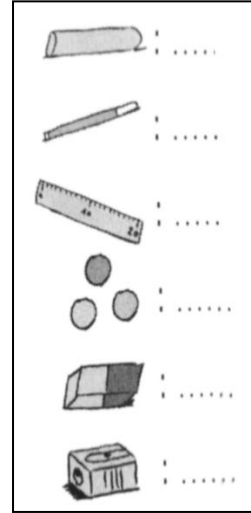
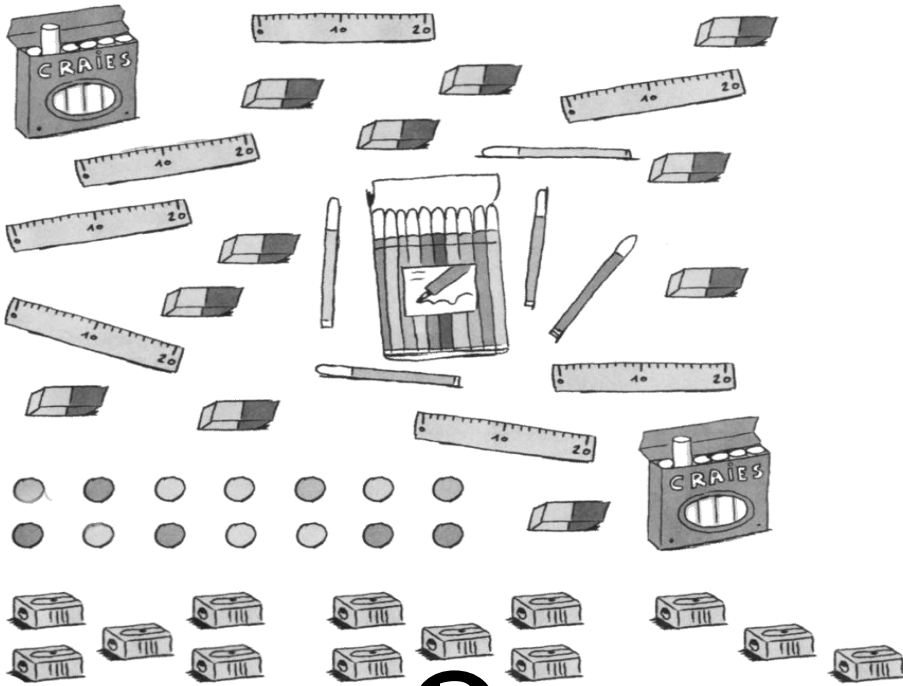




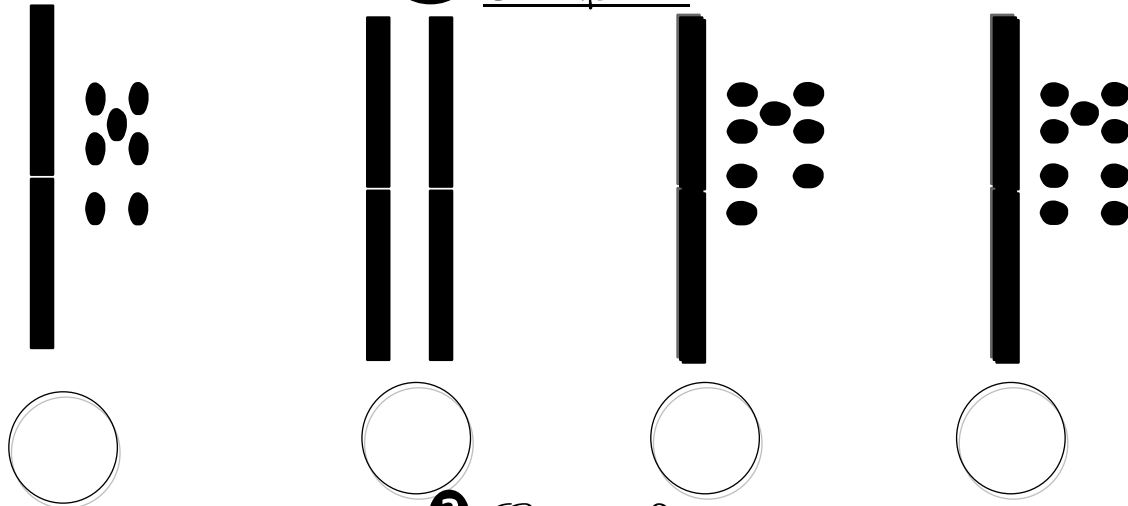
Les nombres de 0 à 20



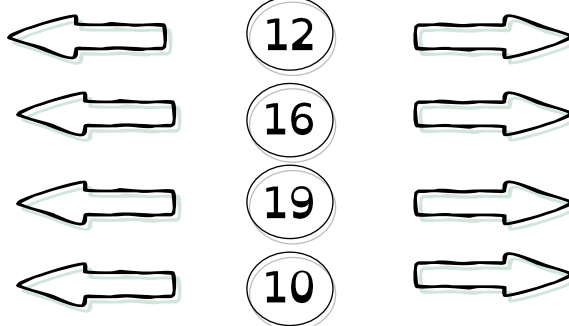
1 Compte et écris le résultat:



2 Complète



3 Complète:

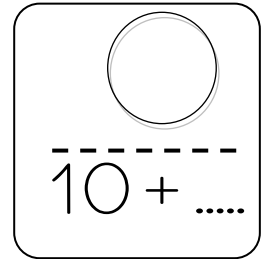
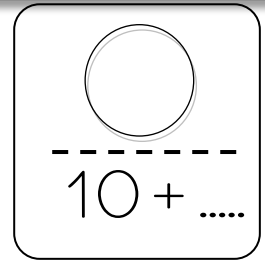



4 Complète la bande numérique :





1 Compter




2 Complète:

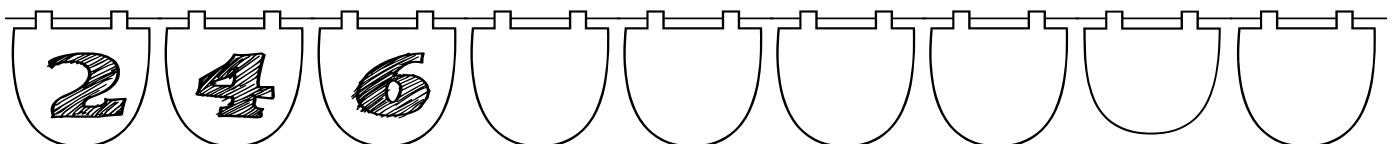
12	➔	10+2
14	➔	10+....
17	➔	10+....
11	➔	10+....

15	➜	10+5
.....	➜	10+3
.....	➜	10+6
.....	➜	10+9

3 Relie



Continue:



Se repérer sur un quadrillage:


Semaine 1 Sept2016

1

Consigne : repère les dessins sur le quadrillage grâce à leur code.

7		♣					
6				♦			
5	♥						
4			♠				
3						●	
2		▲					
1							
	A	B	C	D	E	F	G


♣	B,7
♠	
▲	
●	
♥	
♦	



2

♣	B,4
♦	A,1
♥	G,3
♠	F,7
▲	C,6
●	D,2

7							
6							
5							
4							
3							
2							
1							
	A	B	C	D	E	F	G



3

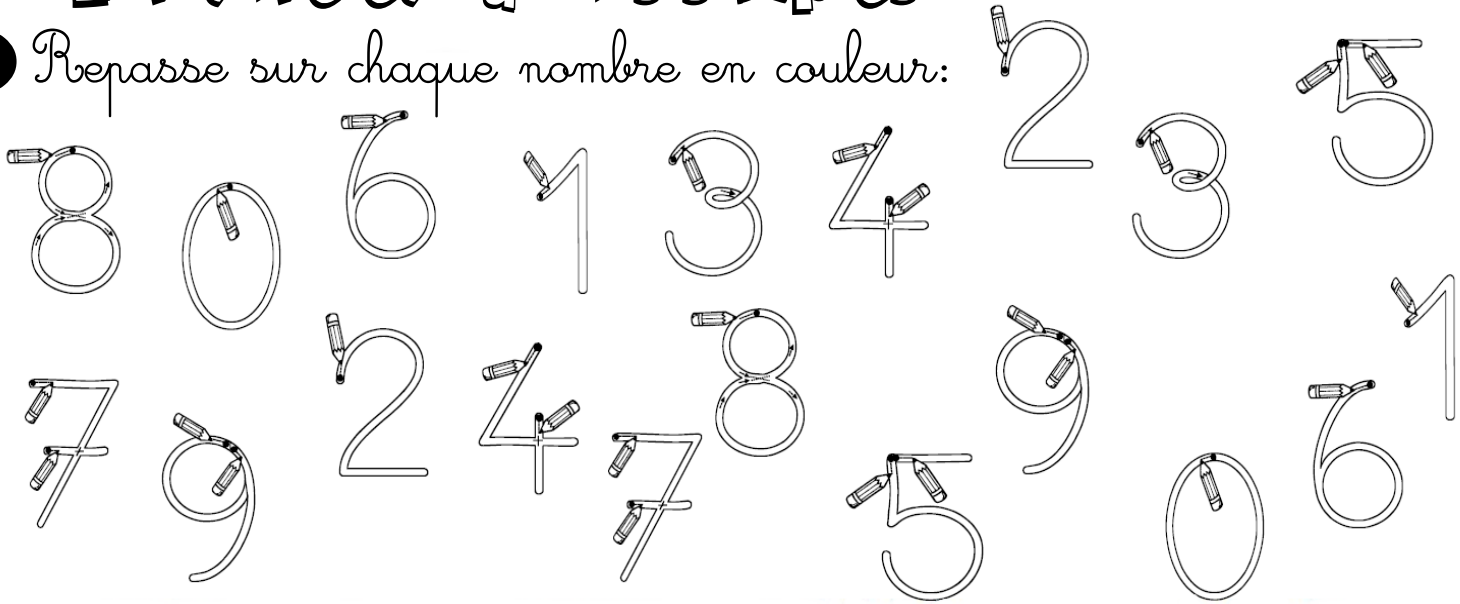
Continue:

○ ○ ○ ○ ○ ○ ○ ○ ○ ○

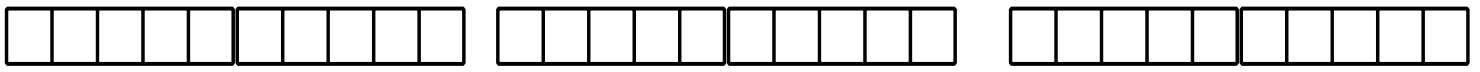
○ ○ ○ ○ ○ ○ ○ ○ ○ ○

Écriture et calculs simples

1 Repasse sur chaque nombre en couleur:




2 Complète les boîtes avec le nombre noté:



7

4

9



3

2

8

3 Complète et calcule

