

c

d

a

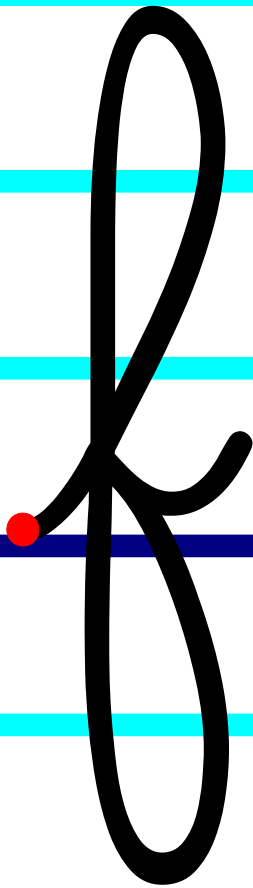
d

r

g

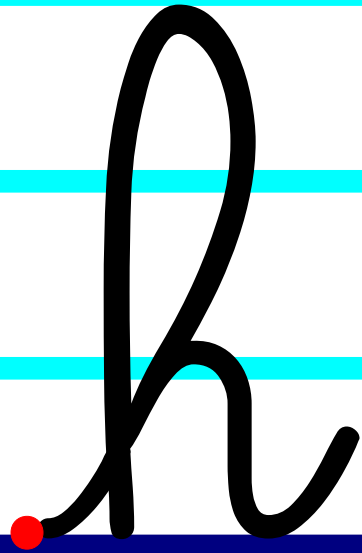
w

w




k

A cursive lowercase letter 'k' is shown on a set of five horizontal lines. The letter starts with a red dot on the middle blue line. It curves upwards to touch the top cyan line, then loops back down to touch the bottom cyan line, and finally curves to the right to touch the middle blue line.




h

A cursive lowercase letter 'h' is shown on a set of five horizontal lines. The letter starts with a red dot on the middle blue line. It curves upwards to touch the top cyan line, then loops back down to touch the middle blue line, and finally curves to the right to touch the middle blue line.



l

A cursive lowercase letter 'l' is shown on a set of five horizontal lines. The letter starts with a red dot on the middle blue line. It curves upwards to touch the top cyan line, then loops back down to touch the middle blue line, and finally curves to the right to touch the middle blue line.



e

A cursive lowercase letter 'e' is shown on a set of five horizontal lines. The letter starts with a red dot on the middle blue line. It curves upwards to touch the top cyan line, then loops back down to touch the middle blue line, and finally curves to the right to touch the middle blue line.

l

k

j

r

i

u

t

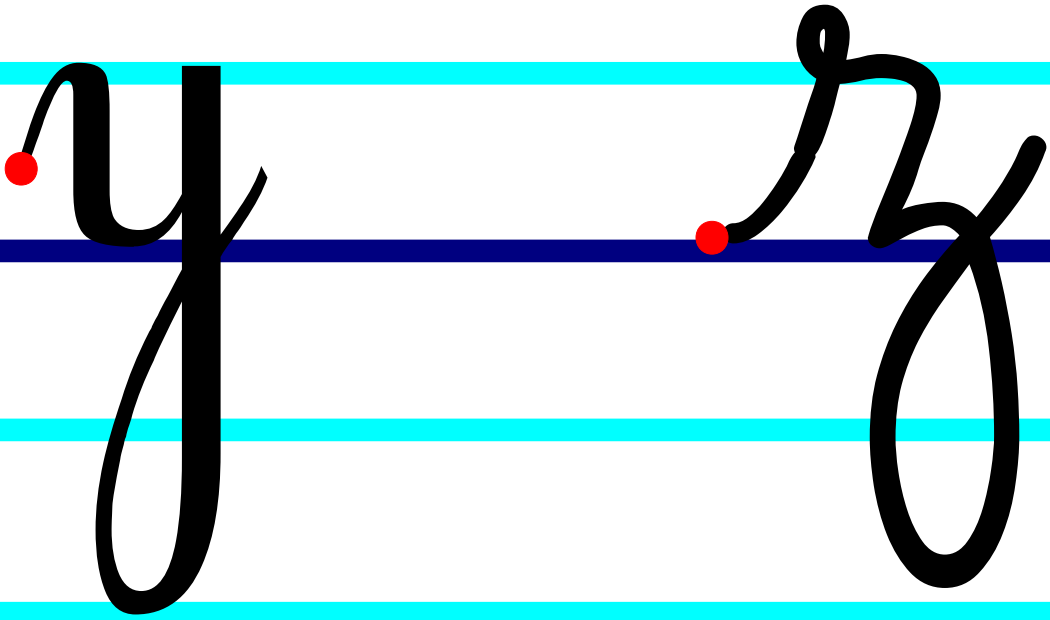
h

sc

sb

m

m



Téléchargé gratuitement sur zaubette.eklablog.com