
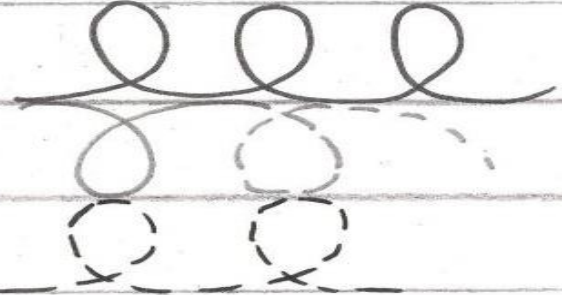


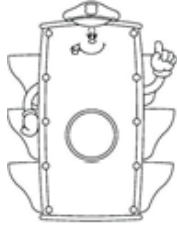


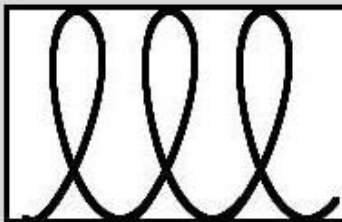




Compétences: Faire des exercices graphiques préparant à l'écriture.
Consigne: Trace les boucles.



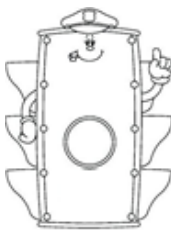



Compétences: Faire des exercices graphiques préparant à l'écriture.
Consigne: Trace les boucles.



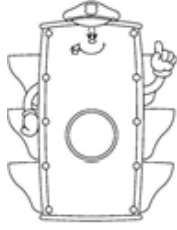


Compétences: Faire des exercices graphiques préparant à l'écriture.
Consigne: Trace les boucles.






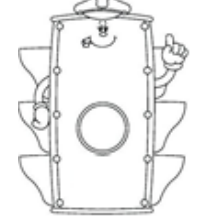

Compétences: Faire des exercices graphiques préparant à l'écriture.
Consigne: Colle les gommettes puis trace les étrécies entre




Three horizontal blue lines spanning the width of the page, providing space for writing or drawing.

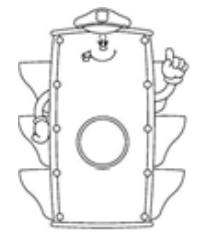



Compétences: Faire des exercices graphiques préparant à l'écriture.
Consigne: Reproduis l'alignement de gommettes puis trace des vagues



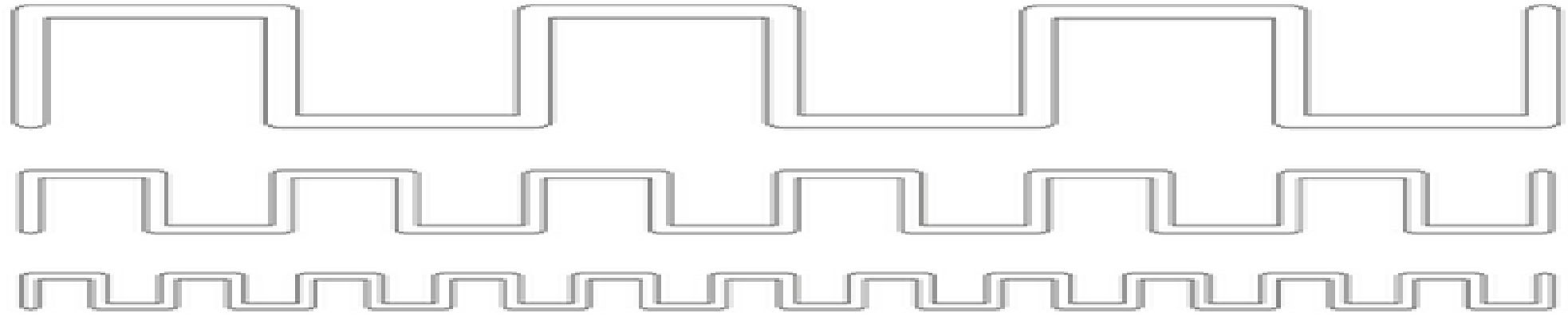
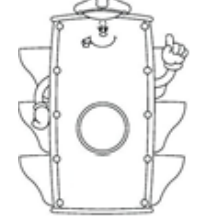




Compétences: Faire des exercices graphiques préparant à l'écriture.
Consigne: Colle des gommettes de part et d'autres de la ligne puis trace des lignes brisées



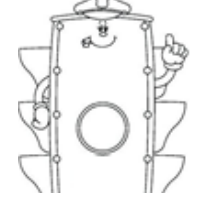



Compétences: Faire des exercices graphiques préparant à l'écriture.
Consigne: Trace les créneaux






Compétences: Faire des exercices graphiques préparant à l'écriture.
Consigne: Entraîne toi à tracer des créneaux







Tracing practice area with eight horizontal lines. Each line contains a starting dot and a series of connected horizontal and vertical segments forming a 'creneau' (notch) pattern. The patterns decrease in complexity from top to bottom:

- Line 1: A series of 10 connected rectangular notches.
- Line 2: A single rectangular notch.
- Line 3: A single rectangular notch.
- Line 4: A single rectangular notch.
- Line 5: A single rectangular notch.
- Line 6: A single rectangular notch.
- Line 7: A single rectangular notch.
- Line 8: A single rectangular notch.





Compétences: Faire des exercices graphiques préparant à l'écriture.
Consigne: Reproduis le graphisme autour de chaque point..





Compétences: Gérer l'espace graphique, alignement et latéralité
Consigne: Reproduis la suite de lettres, ainsi que les groupes de lettres en les espaçant et les alignant régulièrement



A M N V W K K X Y Z




ILFEHT ILFEHT ILFEHT ILFEHT






COUCOU



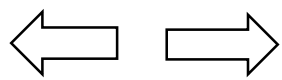





Compétences: Travailler la latéralité
Consigne: Entoure le soldat de la bonne couleur selon si il tient son arme à gauche ou à droite



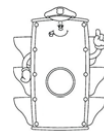
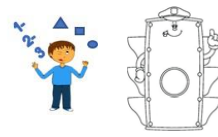


Compétences: Développer sa latéralité
Consigne: Entoure en rouge Luerna quand elle va à droite et en bleu quand elle va à gauche





Compétences: Décomposer une quantité
Consigne: A l'aide des barres numériques
retrouve toutes les façons de créer la
quantité demandé puis colorie les barres
dans les maisons



1

--

2

3

4

5
