




[ɑ] [a]



A

a

ɑ



ARBRE



ananas



tomate

Prénom : \_\_\_\_\_

Date : \_\_\_\_\_



LECTURE

Etude de sons

[a] [a]

Colorie lorsque tu entends le son [a].



Ananas – *Ανανάς*



[a]

A a α

1. Entoure la lettre A a α .

A E A d α a A α a a α A o o

H a α A a o A o a c α α A a

2. Entoure la lettre qui fait le son [a] dans chaque mot.

lapin      abricot      camion      ananas      image

samedi      MARDI      banane      date      PAPA

3. Colorie de la même couleur les mots identiques.

arbre

cabane

lama

CABANE

lama

lama

arbre

ARBRE

cabane

barbe

barbe

BARBE

barbe

arbre

cabane

LAMA




LECTURE

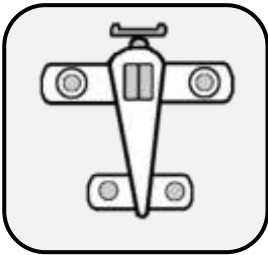
Assemblage syllabique

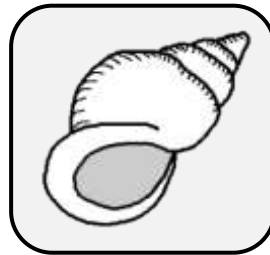
[a][a]

1. Coche la case qui correspond à la syllabe où tu entends [a].


  

 

2. Ecris la syllabe que tu entends au début de chaque mot : ca ba da ma ta.







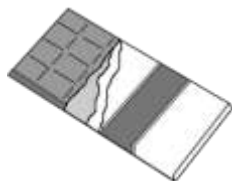





3. Ecris les syllabes manquantes : ca la ma ra na.



to \_ \_ te



choco \_ \_ t



pi \_ \_ te



\_ \_ de \_ \_ s



Prénom : \_\_\_\_\_

Date : \_\_\_\_\_



# LECTURE

# Mots fléchés

[a][a]  
a

Complète la grille.


ARBRE - SALADE - TASSE - CARTABLE - ANANAS - AVION - RADIS - BANANE - CADENAS

The crossword puzzle grid is composed of empty cells. The words to be placed are: ARBRE, SALADE, TASSE, CARTABLE, ANANAS, AVION, RADIS, and BANANE. Each word is accompanied by a small illustration and a downward arrow indicating its starting point in the grid.

- ARBRE**: Tree illustration, starting at the top of a 5-cell vertical column.
- SALADE**: Salad illustration, starting at the top of a 5-cell vertical column.
- TASSE**: Cup illustration, starting at the top of a 5-cell vertical column.
- CARTABLE**: Satchel illustration, starting at the left of a 7-cell horizontal row.
- ANANAS**: Pineapple illustration, starting at the middle of a 5-cell horizontal row.
- AVION**: Airplane illustration, starting at the left of a 5-cell horizontal row.
- RADIS**: Radish illustration, starting at the left of a 5-cell horizontal row.
- BANANE**: Banana illustration, starting at the top of a 5-cell vertical column.



[i]



l

i

i



LIVRE



pile



lit

Prénom : \_\_\_\_\_

Date : \_\_\_\_\_


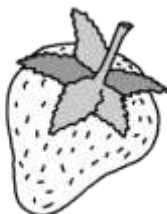
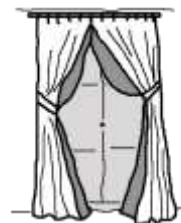
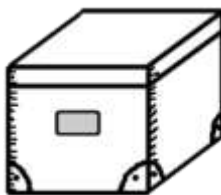
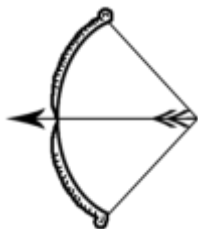


LECTURE



Etude de sons

[i]

Colorie lorsque tu entends le son [i].







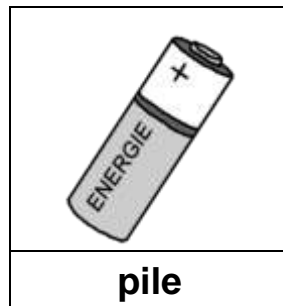
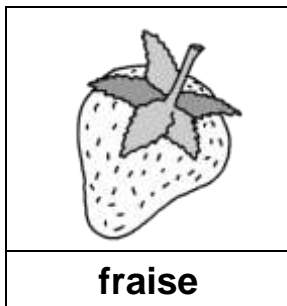
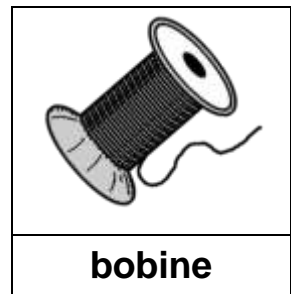

1. Entoure la lettre l i i .

l L l u i y l j i i i l j i  
J i i l i l l j i j i i l i

2. Entoure la lettre qui fait le son [ i ] dans chaque mot.

livre farime camion souris image  
olive PILE jeudi dictée MINUTE

3. Colorie les mots où tu entends [ i ] et où tu vois la lettre i .



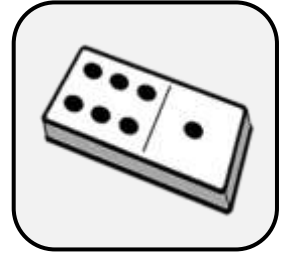
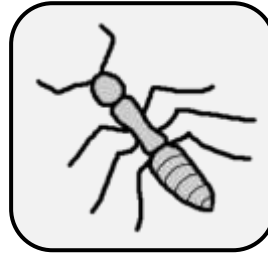


LECTURE

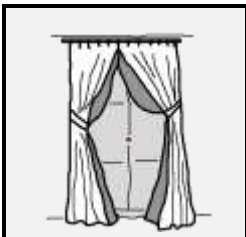
Assemblage syllabique

[i]


1. Coche la case qui correspond à la syllabe où tu entends [i].



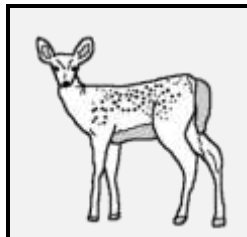
2. Colorie la syllabe que tu entends au début de chaque mot.




li ti ri mi




di pi ri ti



bi di li ti



ni mi ri ci



bi li di fi

3. Ecris la syllabe manquante : pi fi mi bi.



bo \_ ne



cham \_ gnon



che \_ se



con \_ ture

4. Barre le mot qui ne contient pas la syllabe indiquée.

mi

midi

fourmi

chemise

navire

cheminée

ami

miche

li

livre

salive

olive

maline

sali

limace

tigre

ri

sourire

farine

niche

aride

pari

mari

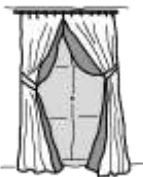
rideau



	LECTURE	Mots fléchés	[ i ] i
---	---------	--------------	------------

Complète la grille.


ÎLE - PIRATE - LIT - BOBINE - LIVRE - RIDEAUX - DIX - PILE - DINOSAURE




10  
↓



[y]



U

u

u



LUNE



luge



sucette

Prénom : \_\_\_\_\_

Date : \_\_\_\_\_




LECTURE

Etude de sons

[y]

Colorie lorsque tu entends le son [y].



tortue – tortue



[y]

U u u

1. Entoure la lettre U u u .

U n U n u u N u m u u U o u


J u u U m h U c u c u n U u

2. Entoure la lettre qui fait le son [y] dans chaque mot.

bulle      allumette      lune      pull      cube

usine      prune      mule      MINUTE      rue

3. Colorie les mots où tu entends [y] et où tu vois la lettre u .



buche



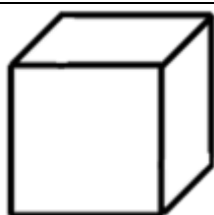
nuage



jupe



fourchette



cube



feu



couteau



ceinture

Prénom : \_\_\_\_\_

Date : \_\_\_\_\_





LECTURE


Assemblage syllabique

[y]

1. Coche la case qui correspond à la syllabe où tu entends [y].




2. Colorie la syllabe que tu entends au début de chaque mot.



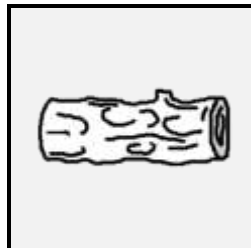
tu lu bu du



gu pu tu lu



nu ru vu mu



lu tu du bu



gu pu ju fu

3. Ecris la syllabe manquante : tu nu mu su.



l \_ guet



l \_ cete




né l \_ phare

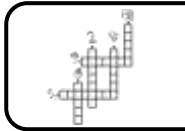


voi l \_ re

4. Trouve la syllabe commune à chaque série et écris-la.







LECTURE

Mots fléchés

[y]  
u

Complète la grille.

The crossword puzzle grid is composed of the following words:

- Vertical words:**
  - Suit (indicated by a suit icon)
  - Log (indicated by a log icon)
  - Sled (indicated by a sled icon)
  - Turtle (indicated by a turtle icon)
- Horizontal words:**
  - Sweater (indicated by a sweater icon)
  - Car (indicated by a car icon)
  - Toothpaste (indicated by a tube of toothpaste icon)
  - Sunglasses (indicated by sunglasses icon)
  - Cloud (indicated by a cloud icon)

Prénom : \_\_\_\_\_

Date : \_\_\_\_\_



LECTURE

Mots fléchés

[y]  
u

Complète la grille.


NUAGE - PULL - VOITURE - LUNETTES - TUBE - COSTUME - LUGE - TORTUE - BUCHE

The crossword puzzle grid is composed of empty cells. The words and their starting positions are as follows:

- NUAGE**: Starts at row 8, column 1.
- PULL**: Starts at row 6, column 5.
- VOITURE**: Starts at row 5, column 1.
- LUNETTES**: Starts at row 7, column 1.
- TUBE**: Starts at row 6, column 6.
- COSTUME**: Starts at row 3, column 4.
- LUGE**: Starts at row 2, column 7.
- TORTUE**: Starts at row 4, column 2.
- BUCHE**: Starts at row 1, column 6.



[o]



O

o



ROBE



culotte



bottes

Prénom : \_\_\_\_\_

Date : \_\_\_\_\_


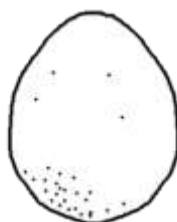
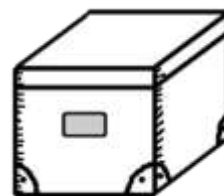
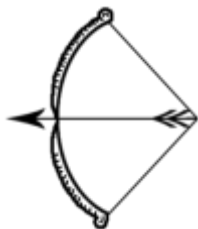


LECTURE

Etude de sons

[ɔ]

Colorie lorsque tu entends le son [ɔ].




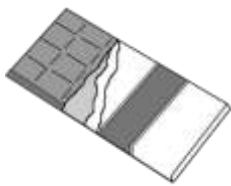
bottes – bottes



[ɔ]

o o o

1. Colorie seulement les mots où tu entends [ɔ].



2. Classe les mots dans le tableau.

robot - note - pelote - domino - bobine - bonne

👂 [o]

👁️ o

👂 [ɔ]

👁️ o

---

---

---

---

---

---

Prénom : \_\_\_\_\_

Date : \_\_\_\_\_


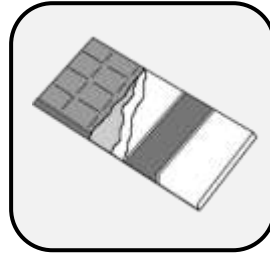




LECTURE

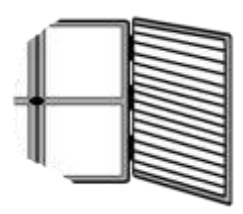
Assemblage syllabique

[o] <sup>(1)</sup>



1. Coche la case qui correspond à la syllabe où tu entends [o].



2. Ecris la syllabe que tu entends au début de chaque mot : *ro vo to bo co*.



3. Ecris les syllabes manquantes.

tvé mi ggantivetiron




LECTURE

Assemblage syllabique

[o] <sup>(2)</sup>


1. Ecris les syllabes manquantes.

⇒ *fau - chau - sau - dau*


phin



ssette



teuil




dimo


re

⇒ *peau - deau - seau - meau*

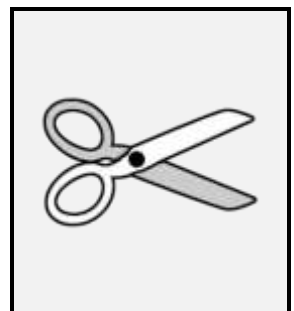
ca



cha



cha



ci

2. Lis tous les mots puis colorie le mot qui correspond à l'image.



jaune

mauve

paume

épaule

faute

chaud

gauche



marteau

râteau

manteau

bateau

gâteau

château

poteau



LECTURE

Assemblage syllabique

Révisions

[o]

1. Retrouve les syllabes pour écrire les mots.


mo do co to vé mi lo no bot ro cho lat




---




---




---



---




---



---





---



---

2. Retrouve les syllabes pour écrire les mots.

oi teau a peau gneau dra seau cou




---



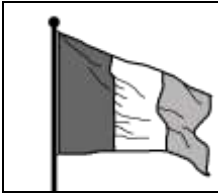
---




---



---




---



---




---



---

3. Pour chaque ligne, colorie le mot lu.

1.

mot

beau

gros

dos

peau

veau

saut

2.

bureau

fauve

radeau

barreau

robot

pinceau

auto

3.

sauter

porter

sortir

poser

voter

dorer

donner



Prénom : \_\_\_\_\_

Date : \_\_\_\_\_





LECTURE

Mots fléchés



[ 0 ] (1)  
o

Complète la grille.



--	--	--	--



--	--	--	--	--	--	--	--



--	--	--	--



--	--	--	--	--	--



--	--	--	--	--

--

Prénom : \_\_\_\_\_

Date : \_\_\_\_\_



# LECTURE

# Mots fléchés

[ 0 ] (1)  
o

Complète la grille.


CHOCOLAT - MOTO - TOMATE - VOLET - VÉLO - LOCOMOTIVE - COCHON - ROBOT

The crossword grid is composed of empty cells. The words to be placed are: CHOCOLAT, MOTO, TOMATE, VOLET, VÉLO, LOCOMOTIVE, COCHON, and ROBOT. The grid is partially filled with illustrations and arrows:

- A bicycle (VÉLO) is shown to the left of a horizontal row of 4 cells, with an arrow pointing right.
- A pig (COCHON) is shown above a vertical column of 2 cells, with an arrow pointing down.
- A chocolate bar (CHOCOLAT) is shown to the left of a horizontal row of 7 cells, with an arrow pointing right.
- A steam locomotive (LOCOMOTIVE) is shown above a horizontal row of 4 cells, with an arrow pointing down.
- A motorcycle (MOTO) is shown to the right of a vertical column of 2 cells, with an arrow pointing right.
- A tomato (TOMATE) is shown to the right of a horizontal row of 5 cells, with an arrow pointing right.
- An open window (VOLET) is shown to the right of a horizontal row of 4 cells, with an arrow pointing right.
- A robot (ROBOT) is shown to the right of a vertical column of 4 cells, with an arrow pointing down.



[ə]



E

e

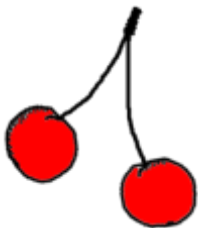
e



BIBERON



pelote



cerise

Prénom : \_\_\_\_\_

Date : \_\_\_\_\_


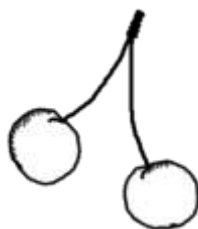
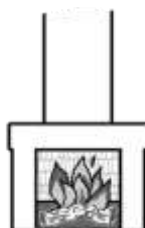


LECTURE


Etude de sons

[ə]

Colorie lorsque tu entends le son [ə].



cheval - cheval



[ə]

E e e

1. Entoure la lettre E e e .

E F E a e e N e œ e e E a e  
c e e E F c E c e c e c E l

2. Entoure la lettre qui fait le son [ə] dans chaque mot.

chemise renard grenouille pelote requin  
genou chemin petit MENU venir

3. Colorie les mots où tu entends [ə] et où tu vois la lettre e .




bateau



chemin



cheval



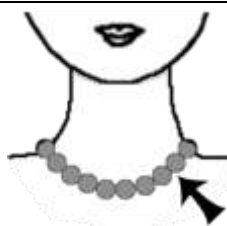
agneau

100


cent



biberon



collier



chameau

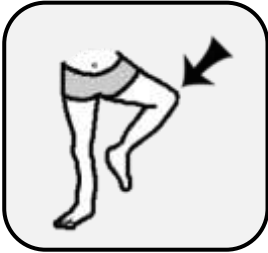

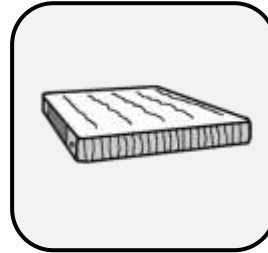


LECTURE

Assemblage syllabique

[ə]

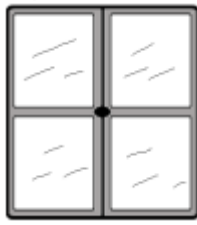
1. Coche la case qui correspond à la syllabe où tu entends [ə].



 

 

  

2. Ecris la syllabe que tu entends au début de chaque mot.



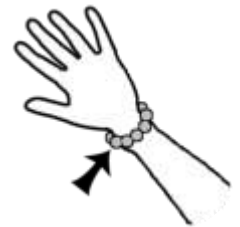










3. Ecris les syllabes manquantes.

en  loppeca  tièrebi  ronbra  let

4. Forme un mot avec les syllabes contenues dans le sac et écris-le.







Prénom : \_\_\_\_\_

Date : \_\_\_\_\_



LECTURE

Mots fléchés

[ə]  
e

Complète la grille.

→ →

→ →

→ →

→ →

→ →

→ →

→ →

→ →

Prénom : \_\_\_\_\_

Date : \_\_\_\_\_



# LECTURE

# Mots fléchés

[ə]  
e

Complète la grille.

CERISES - BIBERON - MATELAS - PELOTE - RENARD - CADENAS - CHEVAL - GENOU

The crossword puzzle grid is composed of 10 columns and 10 rows. A central 3x3 square is shaded grey. The grid is populated with the following words and illustrations:

- Row 1:** A vertical word of 4 letters (BIBERON) starting from a baby bottle illustration with a downward arrow.
- Row 2:** A vertical word of 4 letters (GENOU) starting from an illustration of a leg with a downward arrow.
- Row 3:** A vertical word of 3 letters (PELOTE) starting from a cat illustration with a downward arrow.
- Row 4:** A horizontal word of 6 letters (MATELAS) starting from a roll of fabric with a rightward arrow.
- Row 5:** A vertical word of 3 letters (CADENAS) starting from a padlock illustration with a downward arrow.
- Row 6:** A horizontal word of 7 letters (RENARD) starting from a fox illustration with a downward arrow.
- Row 7:** A vertical word of 3 letters (CHEVAL) starting from a horse head illustration with a downward arrow.
- Row 8:** A vertical word of 3 letters (CERISES) starting from a cherry illustration with a downward arrow.