

DAY 1

DAY 2



TITLE

Uncovering Counterfeits

Finding Fingerprints

BIBLE PASSAGES

Elijah and the Prophets of Baal
1 Kings 18:20–39Baptism of Jesus
Matthew 3:13–17LESSON FOCUS/
APOLOGETICS CONTENTAgents will uncover counterfeit
gods and identify the one true God.Agents will find that the one
true God is unique—one
God in three Persons.COMMIT THIS TO
MEMORYI am the Lord, and there is
no other; there is no God
besides Me. Isaiah 45:5Go therefore and make disciples
of all the nations, baptizing
them in the name of the Father
and of the Son and of the
Holy Spirit. Matthew 28:19DAILY CIPHER
(IN CODE)

One True God

Three in One

GET A CLUE . . .
ABOUT GOD

How do we know God exists?

How big is God?

CLASSIFIED CRAFTS

Spy Kit




Trinity Necklet

AGENT-IN-ACTION
GAMESIn Disguise Relay
Balloon BonanzaThree-Legged Race
Quick, Quick, Quick

TOP SECRET SNACKS

Bananagrams



Pudding 1-2-3



COOL CONTESTS

Guess Who?

Secret Signals

DAY 3

DAY 4

DAY 5

Cracking Codes

Collecting Clues

Hot on the Trail

Moses and the Burning Bush
Exodus 3

Gospel Presentation
Various Scriptures

The Greatest Commandment
Mark 12:28–34

Agents will crack codes to learn attributes of the one true God that show He is like no other.

Agents will collect clues to reveal how to become a child of the one true God.

Agents will discover that the one true God is not distant but personal, wanting to be their first love.

And God said to Moses, "I AM WHO I AM." Exodus 3:14

For God so loved the world that He gave His only begotten Son, that whoever believes in Him should not perish but have everlasting life. John 3:16

Love the Lord your God with all your heart, with all your soul, with all your mind, and with all your strength. Mark 12:30

I AM

Admit, Believe, Forever Receive

Heart, Soul, Mind, Strength

What does God look like?

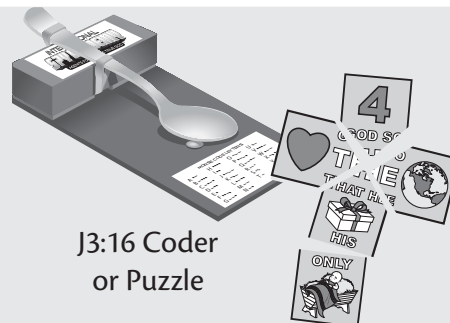
Does God laugh?

Why did God create me?

One True God Collage
or Binoculars



A-Maze-ing Lasers
Unique Relay Races



J3:16 Coder
or Puzzle

Training Challenges
Collect the Clues Kickball

Mosaic Heart or
I Spy Shaker



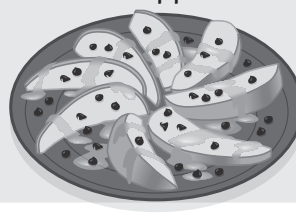
ISA Obstacle Course
In Hot Pursuit

Treasure Treats



Cracking Codes

Undercover Apples



Devise a Disguise

Hot on the Trail Mix



On a Mission



LIMITED LICENSE TO COPY:

A limited license is available to make copies of this book. You may make copies of portions of the book if 1) you are the purchaser; 2) the copies are used exclusively for non-commercial purposes within your church or organization (an entire denomination is not considered a “church” or “organization” under this license); and 3) you follow the instructions provided in the book.

Director Guide

Copyright © 2013 Answers in Genesis.
All rights reserved. Limited license to copy.

For more information, write:
Answers in Genesis
PO Box 510, Hebron, KY 41048

Project Coordinator: Stacia McKeever
Written by Randy and Barb Witt
Interior layout by Diane King
Cover illustration and design by Jon Seest
Illustrations by Paul Agner

All Scripture quotations are taken
from the New King James Version.
Copyright © 1982 by Thomas Nelson, Inc.
Used by permission. All rights reserved.

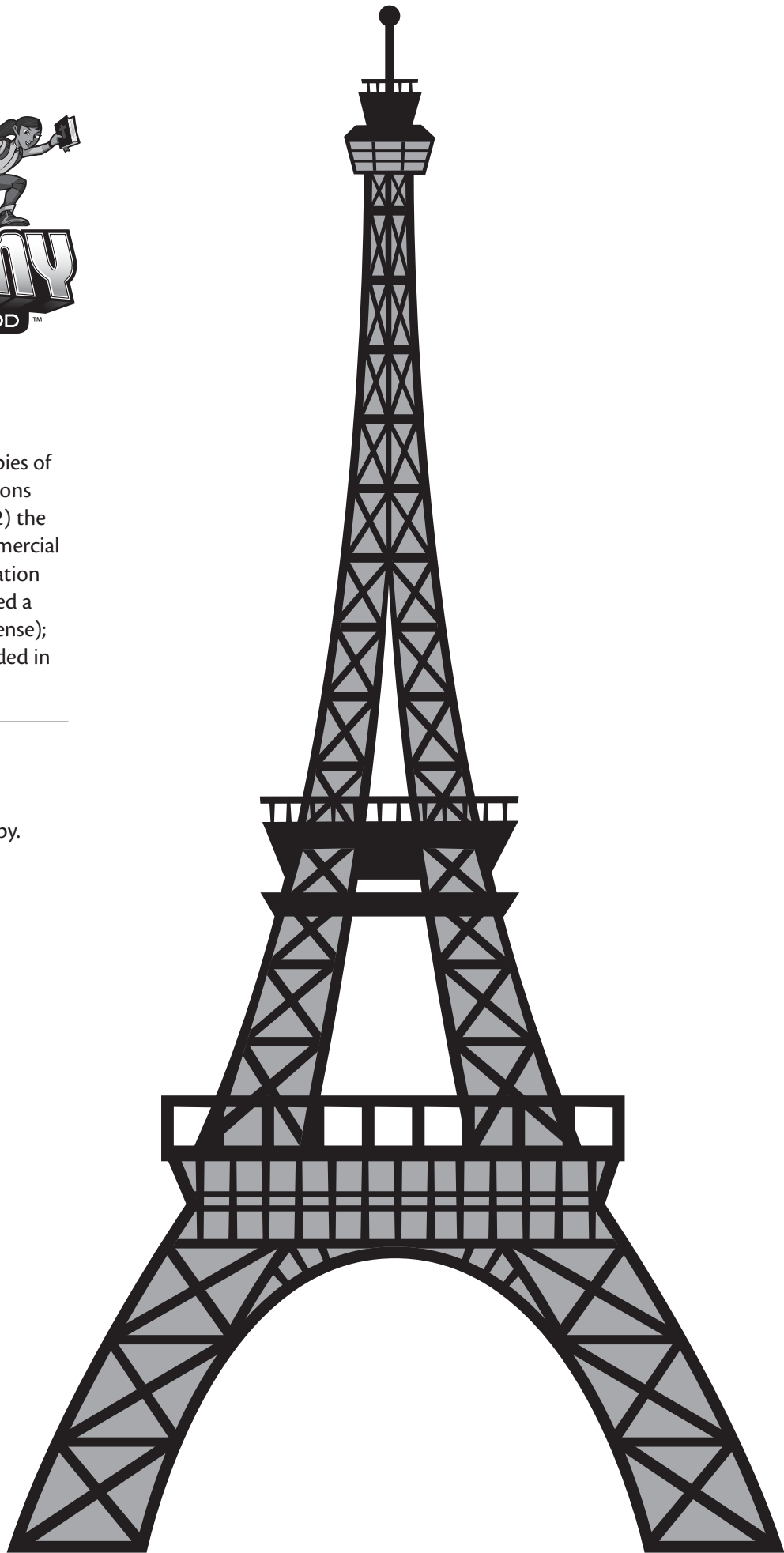
Printed in China

1:1

answersingenesis

believing it. defending it. proclaiming it.

Petersburg, Kentucky, USA



Contents

Overview: Your Mission	7
Our Goal	7
Your Role	8
Frequently Asked Questions	8
Terms to Know	8
Top 20 Tips for the VBS Director	9
Terrific Trivia Tidbits	10
Laugh Detector	12
Spy Speak A to Z	13
Spy Lingo	14
Top 20 Tips When Working with Children	15
What's on the Resource DVD-ROM?	16
Music Resource DVD-ROM	19
Priorities: Prepare for Action	21
First Things First	21
Praying for Your VBS	22
Top 10 Tips for a VBS Prayer Ministry	22
Staff Devotions	23
Devotion 1 Uncovering Counterfeits	23
Devotion 2 Finding Fakes	24
Devotion 3 Cracking Codes	25
Devotion 4 Collecting Clues	26
Devotion 5 Hot on the Trail	27
Planning: Get a Clue What to Do	29
Choose a Format	29
A Day at International Spy Academy	30
Map Out Your Space	31
Truth Force Teams	32
Sample Schedules: Morning VBS	34
Sample Schedules: Evening VBS	35
Sample Group Placement	36
Sample ISA Headquarters Room Schedule	36
Money Matters	37
Budgeting Tips	37
VBS Budget Worksheet	38

Countdown Calendar Worksheet	39
Director's Countdown Calendar	40
VBS Headquarters (Information Counter)	45
Decorating Decisions	46
Nursery News	51
Child Safety Precautions.	52
Recruitment: Calling All Agents!	53
Where Do My Teens Fit In?	53
How Many People Do I Need?	54
Job Descriptions	55
Training Workshops	59
Promotion: Spread the Word	63
Promotion Calendar	64
Operation Fun and Games	67
Activities and Games	68
Procedure: Pinpoint Locations.	75
Arrival and Registration	75
Opening Assembly	76
ISA Headquarters	77
Toddler Supply List	78
Pre-Primary Supply List	79
Primary Supply List	80
Junior Supply List	81
Classified Crafts	82
Craft Supply List	84
Top Secret Snacks	85
Snack Supply List	87
Agent-in-Action Games	88
Game Supply List	89
Closing Assembly	90
Dismissal	90
Follow-up: Debriefing	91
Mission: Over and Out	92

OVERVIEW

Your Mission

Your mission, should you choose to accept it, is to train special agents the world over to detect counterfeit religions and to know, love, and live for God Almighty.

At *International Spy Academy*, the latest from Answers VBS, kids will discover how to be agents for the one true God. In this jam-packed week, the special agents will

- Uncover counterfeit gods and recognize the only true God—the God of the Bible.
- Find that God is unique—one God in three Persons.
- Crack codes to discover attributes of God.
- Collect clues to reveal how to become a child of God.
- Discover that God is not distant but personal, wanting to be their first love.

Excitement and adventure await from the first minute of each day when everyone gathers for the opening assembly, a high-energy briefing, which includes entertaining intros, catchy songs, a missions moment, and prayer.

Then the special agents rotate through four fun sites:

- ISA Headquarters, where God's Word is taught in hands-on ways;
- Agent-in-Action Games, where training challenges of the utmost fun are mastered;
- Top Secret Snacks, where top level treats vanish in a hurry;
- Classified Crafts, where agents-in-training engage in hands-on crafting.

After training and mission assignments are completed, agents regroup for the closing assembly, which includes more singing, contest results, Get a Clue about God time, and the highly anticipated daily drama. The drama is set in a European city that has drifted away from following the one true God. The Truth Force is sent in to expose the truth about

God and the country's godly heritage. Agents Jess, Dresden, and Casey find foes in unlikely places as their assignment takes unexpected twists and turns.

All this adds up to a week filled with high impact. Ready, special agents? The world awaits!

Our Goal

If you asked the people of your church and community how they felt about the Bible, what would their response be? Would they consider the Word of God relevant to their lives and interesting to learn from? Or would it seem irrelevant and trumped by “science”?

A recent survey¹ by America's Research Group² revealed that an alarming number of young people³ are leaving the church after they graduate because their questions about the Bible had not been answered. Respondents indicated that Sunday school materials were shallow and irrelevant. Of those polled, 86% had begun to question the Bible by their high school years. Of those who said they did not believe all the accounts in the Bible are true, 82% cited doubts about the Bible's authority or its trustworthiness.

We trust that the Lord will use Answers VBS to help reverse this sad trend by equipping today's youth and adults with the answers they seek. We have designed *International Spy Academy* to provide solid Bible-based teaching, delivered in a fun and entertaining way, that counters the misinformation about the Bible and science that children encounter daily.

¹ Britt Beemer poll commissioned by Answers in Genesis.

² America's Research Group, Ltd., is a full-service market and behavioral research firm offering expertise in all phases of survey research, from questionnaire design to final report preparation.

³ These were people now in their twenties who regularly attended an evangelical church as they were growing up. The poll was nationwide.

Your Role

Your role as director is outlined in the following pages. This is *your* guide. Read it carefully and prayerfully, using our suggestions combined with the ideas the Holy Spirit brings to your mind.

So get ready! Get set! God is about to use you and your ministry to impact lives. Let's check out *International Spy Academy*!

Frequently Asked Questions

The content of *International Spy Academy* may be new to you. For a list of helpful articles on the topics covered in this VBS program, please visit www.answersvbs.com/isafaq.

Terms to Know

Throughout the VBS curriculum, various terms will be used. Here is a concise list of some of the most common terms to know.

- **Truth Force Teams:** Groups of children (individual classes) named after countries such as Team Ireland or Team Canada.
- **Team Leaders:** Group leaders who lead the teams from place to place during VBS. No teaching is required of this position.
- **ISA (International Spy Academy) Headquarters:** Bible and apologetics teaching time.
- **Special Ops Agents:** Teachers at the ISA Headquarters.
- **Classified Crafts:** Rotation site where crafts are made.
- **Top Secret Snacks:** Indoor or outdoor site where snacks are served.
- **Agent-in-Action Games:** Indoor or outdoor site (outdoor is preferred) for recreation time.
- **Commit This to Memory:** Daily memory verse.
- **Get a Clue About God Time:** Daily time during the closing assembly when kids' questions about God are addressed.
- **Toddlers:** 2–4-year-olds.
- **Pre-Primaries:** 4–6-year-olds, or 4-year-olds through children who have completed Kindergarten.
- **Primaries:** 6–9-year-olds, or children who have completed grades 1–3.
- **Juniors:** 9–12-year-olds, or children who have completed grades 4–6.

For multi-age K–6th teams, it is recommended to use the material for the Primaries.

Top 20 Tips for the VBS Director

Whether you're a first-time recruit or a seasoned director, here are some tips just for you.

1. Pray and study God's Word. "We will give ourselves continually to prayer and to the ministry of the word" (Acts 6:4). You *will* be busy, so keep in mind that the busier you get, the more you need to pray and study! God will multiply your time if you give Him your best.
2. Read through the various guides thoroughly and early. Become familiar with the Resource DVD-ROM, which contains clip art, logos, printable and customizable versions of the forms mentioned throughout this guide, and more. If you're a first time director, ask past directors and VBS veterans what's been done in the past. It helps to receive counsel! At the same time, don't be afraid to try something new.
3. Check out the web address listed on page 8 for great articles about the one true God, along with false religions/gods. This is a good resource for you and a good reference for volunteers or parents who have questions.
4. Many hands make light work. Be careful not to overextend yourself. Delegate areas of responsibility to people and allow them the joy of serving, even if it is not quite how you would do it.
5. Build a team spirit within your own family so VBS will not seem like just *your* project, but theirs, too. Include them in discussions and preparations.
6. When working with people, there most likely will be conflicts. Resolve conflict with prayer and gentle answers based on principles from God's Word. "A soft answer turns away wrath, but a harsh word stirs up anger" (Proverbs 15:1).
7. Have a backup plan in case the weather turns nasty and you need to be inside all day.
8. Have fun. Directing your VBS should be a joy for you. At the same time, though, remember you are in a spiritual battle, with an enemy who will try to throw darts your way. "Rejoice always, pray without ceasing, in everything give thanks" (1 Thessalonians 5:16–18).
9. Label file folders with different areas of VBS, and use these to file ideas and suggestions.
10. Help your church catch the significance of this event by sharing that VBS is a huge, God-given opportunity to reach many with the gospel of Christ.
11. Get enough sleep and exercise.
12. Make people feel loved, appreciated, and needed.
13. Communicate well. Make announcements. Require attendance at the training workshops. Send emails. Keep everyone informed.
14. Be enthusiastic! Your excitement is contagious and makes others want to be in on the fun.
15. When deciding on the ages to include in your VBS, keep in mind that this VBS is written to appeal to not only young children, but also older elementary, too. It has real answers from God's Word for real issues all kids face.
16. Be the *director*. Don't commit to teaching or any other VBS leadership role during VBS week. Stay as free as possible to greet, encourage, and troubleshoot.
17. Carry a walkie-talkie or cell phone with you during VBS week so you can be reached throughout the building.
18. Prepare two bins for each team leader. See page 32 for more information.
19. Soon after VBS is over, survey your staff so you can make improvements for next year.
20. Keep a list of answered prayers and praises. Share your list with others. Continue praying, even after VBS is finished, for God to grow the seeds He planted and to bring more fruit over the next months. "I planted, Apollos watered, but God gave the increase" (1 Corinthians 3:6).

Terrific Trivia Tidbits

All spies try to do the same thing: get the right information. It's important business, trying to track down the truth! But did you know spies have been around at least since Moses sent twelve spies to investigate the land of Canaan? And did you know a book on spying called *The Art of War* was written in 500 BC?

Use these fun facts and the ones below to get your mind thinking about our fun theme (spies) and our spiritual theme (the one true God). These trivia tidbits can be shared ahead of time at staff meetings with adults, and during the week of VBS with kids. They are also available on the Resource DVD-ROM and can be used at arrival and dismissal time or during any down time while kids wait to get to their next rotation.

SECRET MESSAGES AND SPY LINGO

- Have you ever heard of a spymaster? He's the guy in charge of a spy operation. Guess who is thought to be the first successful spymaster? Joshua in the Bible.
- Did you know spies have a code of ethics that was developed in 1982? Yep. Spies have rules to live by.
- Code-crackers, also called cryptologists, do more than crack codes. They also create codes. You have to be really smart to be a cryptologist.
- Hee hee! When a spy walks past another spy and secretly hands him a document, it's called a brush pass. Sometimes spies actually pass a real hairbrush, just to be funny.
- What's the oldest code? Well, it just might be the Julius Caesar code. To use it, substitute one letter of the alphabet for another (A for Z, B for Y, C for X, etc.).
- Ever heard of a microdot? It's a tiny hidden message so small that you have to use a magnifying glass or microscope to see it.
- Heads up! In ancient Greece, some spies would be asked to shave and tattoo messages on their bald heads. Then they had to wait until their hair grew and covered the message to go on their mission. First thing after arriving safely, it was time for another haircut so the messages could be read.
- Rabbits, bugs, and moles, Oh my! In spyspeak, all these words have special meanings. Rabbits are people spies are sent to watch; bugs are tiny, secret recording devices; and moles are agents who work for the enemy agency under cover.
- Doctors aren't the only ones who operate. A spy mission is also called an operation.
- Check out these codenames of real spies: Snow, Garbo, Blinker, and Zigzag.
- Supercool American spies during the Cold War era were codenamed ZEPHYRs. A ZEPHYR was specially trained to go into enemy territory, but only if necessary.

GADGETS AND GIZMOS

- Don't scratch that itch! During World War II, British spies would sprinkle itching powder on their captors. When the captors started scratching, the spies quickly escaped.
- U.S. spies have their own versions of Wikipedia and MySpace. They're called Intellipedia and A-Space.
- Ewww! Spies sometimes hide things in a pile of dog doo-doo (fake, of course). It's gross, but true.
- Smile, you're on secret camera! Spy cameras can be hidden in buttons, book covers, belt buckles, watches, and pens. One time a camera was even hidden on a bee.
- Spy shoes can also be used as radios. So if you ever see a spy tying his shoe, he may be up to something sneaky.
- The world's fastest plane is now retired, but when it was in use, Lockheed SR71 Blackbird could fly over 2,000 mph.
- Some spies are robots . . . or satellites. Satellites in space can be used to detect objects on earth as small as an orange.
- Night vision goggles are useful when a spy needs to see in the dark. But even though these goggles help spies see, the spy still can't see normal colors because everything is tinted green.

SPIES AND SPY STORIES

- Do you know who Charles-Genevieve-Louis-Auguste-Andre-Timothee d'Eon was? That's okay. Neither did Empress Elizabeth of Russia in the eighteenth century. She thought he was a woman when he dressed up in a ball gown for one her parties, but he was actually spying on her.
- Spies sometimes carry a few items with them in case they need to change appearance quickly. Sunglasses, hats, make-up, and even changes of clothes may come in handy.

- What do Boy Scouts, butterflies, and spying have in common? The answer is Robert Baden-Powell. He spied for the British secret service by hiding sketches of Eastern European forts in pretend drawings of butterflies. Then later he founded an international scouting club that became the Boy Scouts.
- Pay attention! Good spies should always empty their pockets before they wash their clothes. One spy forgot this rule and left a secret note in the pocket of a suit he sent to the dry cleaner. He was arrested after the dry cleaner found the secret note and called the FBI.
- Canes can be used for more than walking. About 1,600 years ago, Emperor Justinian sent spies to China to learn more about silk. The spies stashed silkworm moth eggs in their canes and brought them back to Rome.
- In 1969 several Israeli spies escaped by boat from France on a mission called Operation Noah's Ark. They got home on December 25, just in time for Christmas!
- Fun fact: Spies dug a tunnel under the Berlin Wall that was almost as long as four football fields just so they could listen to Russian conversations.
- Have you ever heard the saying "A little birdie told me so"? During World War II, homing pigeons carried messages, photos, and maps to military leaders. The messages were put in tiny tubes strapped to the birds. So, it's actually true that a little birdie was used to tell them so!
- Dolphins have been used by the U.S. Navy for many years. They are trained to locate and mark mines in the oceans, and also to find suspicious swimmers and divers.
- We all know dogs can be special pets. But did you know dogs have also been used in espionage? Dogs serve as guards, sniff out bombs, and even carry an attached small camera or microphone to gather information.

- You think double agents are sneaky? What about triple agents? Agnes Smedly was a triple agent who worked for Russia, China, and India!
- Sometimes spies are so tricky they trick each other. Once a spy made a fake brick with money hidden inside and left it for another agent. The agent found the brick but thought it was real so he didn't open it. Later the agent went back and discovered the money inside the fake brick—it wasn't real after all.
- Play ball! That's what Moe Berg did for several years, playing baseball with all-stars such as Babe Ruth. But later he became a spy for the U.S. government.

OFFICE WORK AND AGENCIES

- Not all spies work out in the field. Some spies sit at home all day reading the newspaper and watching TV. Public information is important intelligence, too!
- Did you know there are about 100,000 people who work for U.S. intelligence? And did you know that U.S. intelligence costs over \$40 billion every year? That's a lot of people and a lot of money.
- Guess what? Librarians are really good spies. That's because spies must be good readers and good researchers in order to find important information.
- Clean up! Spies must be very tidy and organized so they can notice if anything is missing from their desk or bookshelf. They also must have good memories to remember all their papers and books and where everything belongs.
- There are two British intelligence agencies: Mission Intelligence 5 (MI5) and Mission Intelligence 6 (MI6). MI5 agents work on domestic security, and MI6 agents work on foreign intelligence.
- Teamwork! Although each country has its own spies, there is an international police organization called INTERPOL that helps countries work together to fight crime.

Laugh Detector

SPY JOKES

- What did the hamburger say when it was put in the bun?
I'm going undercover.
- What three letters scare off a spy?
I C U.
- Why did the spy check out the bait shop?
There was something fishy going on.
- What is at the end of a spy case?
The letter E.
- What do a spy and a brain surgeon have in common?
They're both involved in an operation.
- Why do spies stay away from pigs?
Because they might squeal.
- How do you catch a unique thief?
Unique up on him.
- What did the strawberries say when they were arrested?
We're in a jam.
- What is a spy's favorite food?
Duck.
- What did the spy say when he realized someone heard his conversation?
That bugs me.
- What's a secret service man's favorite jewelry?
A spy ring.
- Why did the spy hang out at the ice cream parlor?
He wanted to get the scoop.

SPY ADVICE

- What did the flashlight say to the spy?
Be bright.
- What did the post it note say?
Stick to it.
- What did the swimming pool say?
Keep your cool.
- What did the pencil say?
Be sharp.
- What did the blanket say?
Stay undercover.

KNOCK KNOCK JOKES

- Knock knock.
Who's there?
Ketchup.
Ketchup who?
Ketchup to him before he gets away!
- Knock knock.
Who's there?
Police.
Police who?
Police let me in. I'm with the FBI.
- Knock knock.
Who's there?
Juicy.
Juicy who?
Juicy that guy's disguise?
- Knock knock.
Who's there?
Cheese.
Cheese who?
Cheese a good secret agent.
- Knock knock.
Who's there?
Specter.
Specter who?
Specter Jones of the CIA.
- Knock knock.
Who's there?
Meat.
Meat who?
Meat back at headquarters at 0100 hours.

Spy Speak A to Z

A activate, affirmative, agent, allies, alpha, ambassador, analyst, artifact, asset

B betray, binoculars, bluff, briefing, bug, bureau

C camera, case officer, caution, cell phone, cipher, classified, clearance, clues, code, communicate, counterintelligence, courier, covert, cryptologist

D debrief, decipher, decode, decoy, deep cover, diplomat, disguise, double agent

E encipher, encode, engage, escape, espionage

F false identity, fingerprint, footprint

G GPS (global positioning system)

H headquarters, homing pigeon, HUMINT (human intelligence)

I incognito, informer, intelligence, intellipedia, intercept, investigator, invisible ink

J jewels, Julius Caesar code

K key, knowledge

L laptop, lie detector, legend

M magnifying glass, map, mastermind, microdot, microphone, miniature, mission, mole, Morse code

N national security, night vision goggles

O observation, officer, on assignment, operation, operative, over and out

P paper trail, paratrooper, passport, password, periscope, pinpoint, plane, polygraph

Q qualification

R radar, radio, reconnaissance (recon), ring of spies

S safe house, satellite, scout, security, special agent, spy, spymaster, stakeout, submarine, sunglasses, surveillance, synchronize your watches

T tail, target, telegram, telescope, top secret, tracking device, train, trench coat

U uncover, undercover, UV light

V vulnerable

W wiretapping

XYZ ZEPHYR

Spy Lingo

Psst! Want to be “in the know”? Then check out the spy lingo below and use it often!

GIVE THESE LOCATIONS THEIR APPROPRIATE NAMES:

- Large meeting area Agents' Assembly
- Craft area Classified Crafts
- Snack area..... Top Secret Snacks
- Game area..... Agent-in-Action Games
- Nursery Little Tots Training

HAVE FUN WITH THESE WORDS:

- Affirmative or negative Yes or no
- 10-4..... Okay
- 0100 hours One o'clock
- Do you copy?..... Are you there?
- Copy that I'm here
- AKA..... Also known as
- FYI..... For your information
- FYEO..... For your eyes only
- HQ..... Headquarters
- Over and out..... Good-bye
- Swim..... To travel
- Op..... Operation
- Birdwatcher..... Name for spy in British Intelligence
- Ring..... Network of spies
- Uncle..... Headquarters of a spy service
- Expats..... People who live in a country other than where they grew up
- Eyes only Documents too confidential to be talked about
- Ears only Information too confidential to be written down

Top 20 Tips When Working with Children

"Then little children were brought to Him that He might put His hands on them and pray, but the disciples rebuked them. But Jesus said, 'Let the little children come to Me, and do not forbid them; for of such is the kingdom of heaven.'" Matthew 19:13–14

1. Show love. All children, regardless of age or appearance, need to be loved. Greet them warmly each day, and always be ready with smiles, giggles, encouraging words, and appropriate hugs. (Make sure all staff are aware of your church's appropriate touching policies.)
2. Learn names. It makes a child feel important and loved to be called by his name. Make sure visible nametags are always on each child.
3. Keep it moving. Children have short attention spans.
4. Use active learning. The more children can actively be involved in the learning process, the more they will retain.
5. Be all there! Try to leave behind whatever is currently going on in your life, and focus your attention on the children under your care during VBS. Listen to them and care for them.
6. Eliminate down time. Find activities to do when you have a few free minutes so all time is being used in a fun and productive way. Play I Spy, practice memory verses, share Terrific Trivia Tidbits and jokes (p. 10), play impromptu review games, or ask fun conversation starters.
7. Think safety. Read the Child Safety Precautions page. Ensure there are always at least two non-related adults with the children at all times.
8. Be thematic. Children love costumes, fun cheers, songs, and anything that goes with the theme. Be ready to don dark sunglasses, hat, or other spy attire. Get them enthused and excited about participating in the daily contests.
9. Walk worthy. Be an example in both word and deed. Children need to see authentic Christianity, so make sure you are walking the walk and not just talking the talk.
10. Notice the good. Children want attention and will sometimes act up in an effort to receive attention, even if it is negative attention. Be proactive by noticing and praising the things they do right. Be an encourager.
11. Be aware of age level characteristics. With younger children, activities need to be hands-on, concrete, short, and simple. Older children love to talk and are processing and questioning information. Be ready to give an answer for the hope that is within you.
12. Challenge them. Children generally rise to the level expected of them, so challenge them to learn their memory verses and song lyrics. At the same time, encourage in them a true love for the Lord and His Word.
13. Pray. Before, during, and after VBS, be a faithful prayer warrior for the children in your care.
14. Be organized. Read through all training information, ask questions, and faithfully prepare any materials for which you are responsible.
15. Be a team player. Children do not need to hear negative words from their leaders. If you are frustrated or upset, take it to the Lord, but do not complain or get angry in front of the children.
16. Remember to take bathroom breaks. The younger the child, the more important this is!
17. Maintain order. Children like order! Think through potential trouble spots in your day, and decide on a firm, loving discipline strategy. Ask for help from experienced individuals.
18. Build team spirit. Work as a team rather than allowing cliques to develop. Everyone should be an important member of the group.
19. Use guided conversation. Be alert and ready to turn conversations to spiritual matters. Build upon what the children are learning throughout the VBS day.
20. Be prepared to lead a child to Christ. Attend the Gospel Presentation Workshop to be equipped should God give you the awesome opportunity to talk to a child about Christ.