





a a a a a

a a a a




h h h h h

h h h h




C C C C C

C C C C



d d d d d

d d d d



e e e e e



e e e e






f f f f f

f f f f



g g g g g

g g g g



h h h h h

h h h h






i i i i i

i i i i




j j j j j

j j j j




h h h h h

h h h h



l l l l l

l l l l




m m m m m



m m m m





n n n n n



n n n n





o o o o o


o o o o



Handwriting practice row 1: Five large, black, cursive lowercase letters 'n' are displayed in a row, each with a vertical stem and a curved top.

Handwriting practice row 2: Four cursive lowercase letters 'n' are shown on a set of four horizontal lines (top, middle, bottom, and baseline). The letters are positioned between the middle and bottom lines, with their stems extending down to the baseline.





q q q q q

q q q q



л л л л л

л л л л



ا

ا

ا

ا


ا

ا

ا


ا

ا



ت ت ت ت ت

ت ت ت ت



u u u u u




u u u u





v v v v v

v v v v



w

w

w

w

w

w

w

w

w



x

x

x

x

x



x x x x







y

y

y

y

y

y

y

y



z z z z

z z z z