

Handwriting practice lines for the letter 'a'. The first row shows a cursive lowercase 'a' and an uppercase 'A' written in red ink. The second row shows the same letters as faint, dashed outlines for tracing. The third row is empty for independent practice.


a A

Handwriting practice lines for the letter 'b'. The first row shows a cursive lowercase 'b' and an uppercase 'B' written in black ink. The second row shows the same letters as faint, dashed outlines for tracing. The third row is empty for independent practice.

b B

Handwriting practice card for the letter 'c'. The card features a red background with white polka dots and a green rounded rectangular border. Inside, there are four horizontal lines. The top two lines contain a lowercase cursive 'c' and an uppercase cursive 'C'. The bottom two lines contain a lowercase sans-serif 'c' and an uppercase sans-serif 'C'. Faint dashed lines and arrows indicate the stroke direction for the cursive letters.

Handwriting practice card for the letter 'd'. The card features a red background with white polka dots and a green rounded rectangular border. Inside, there are four horizontal lines. The top two lines contain a lowercase cursive 'd' and an uppercase cursive 'D'. The bottom two lines contain a lowercase sans-serif 'd' and an uppercase sans-serif 'D'. Faint dashed lines and arrows indicate the stroke direction for the cursive letters.



Handwriting practice card for the letter 'g'. The card features a red border with white polka dots and a central green rounded rectangle. Inside the green rectangle, there are five horizontal lines. The top line is a thick black line. The second line is a thin black line. The third line is a thin black line. The fourth line is a thin black line. The bottom line is a thin black line. The letter 'g' is written in a cursive style, starting from the second line, going down to the bottom line, and then curving back up to the second line. The letter 'G' is written in a cursive style, starting from the second line, going up to the top line, and then curving back down to the second line. Below the cursive letters, the lowercase 'g' and uppercase 'G' are written in a simple, bold, sans-serif font.

Handwriting practice card for the letter 'h'. The card features a red border with white polka dots and a central green rounded rectangle. Inside the green rectangle, there are five horizontal lines. The top line is a thick black line. The second line is a thin black line. The third line is a thin black line. The fourth line is a thin black line. The bottom line is a thin black line. The letter 'h' is written in a cursive style, starting from the second line, going down to the bottom line, and then curving back up to the second line. The letter 'H' is written in a cursive style, starting from the second line, going up to the top line, and then curving back down to the second line. Below the cursive letters, the lowercase 'h' and uppercase 'H' are written in a simple, bold, sans-serif font.

A handwriting practice card with a red background and white polka dots. The card features a central white area with a green border. Inside, there are six horizontal red lines. The first two lines contain a lowercase 'i' and a lowercase 'l' written in red. The next two lines are empty. The bottom two lines contain the letters 'i' and 'l' written in red. The card is numbered '5' in the top right corner.


A handwriting practice card with a red background and white polka dots. The card features a central white area with a green border. Inside, there are six horizontal black lines. The first two lines contain a lowercase 'j' and a lowercase 'J' written in black. The next two lines are empty. The bottom two lines contain the letters 'j' and 'J' written in black. The card is numbered '5' in the top right corner.



k K

k K


l L

l L










A handwriting practice card for the letter 'q'. It features a red border with white polka dots and a green rounded rectangle in the center. Inside, there are five horizontal lines. A lowercase cursive 'q' is written between the second and third lines from the top. An uppercase cursive 'Q' is written between the second and fourth lines from the top. The letters are black and have a slight shadow effect.

q Q



A handwriting practice card for the letter 'r'. It features a red border with white polka dots and a green rounded rectangle in the center. Inside, there are five horizontal lines. A lowercase cursive 'r' is written between the second and third lines from the top. An uppercase cursive 'R' is written between the second and fourth lines from the top. The letters are black and have a slight shadow effect.



r R

Handwriting practice lines for the cursive letters 's' and 'l'. The letters are written on a set of four horizontal lines. The letter 's' is on the bottom two lines, and the letter 'l' is on the top two lines. There are faint dashed lines for tracing.

ss

Handwriting practice lines for the cursive letters 't' and 'L'. The letters are written on a set of four horizontal lines. The letter 't' is on the bottom two lines, and the letter 'L' is on the top two lines. There are faint dashed lines for tracing.

tT



Handwriting practice card for the letter 'w'. The card features a red border with white polka dots and a green inner frame. Inside the frame, there are four horizontal lines. The top two lines contain a cursive lowercase 'w' and a cursive uppercase 'W'. The bottom two lines contain a printed lowercase 'w' and a printed uppercase 'W'. Faint dashed lines of the letters are visible in the background of the top two lines.

Handwriting practice card for the letter 'x'. The card features a red border with white polka dots and a green inner frame. Inside the frame, there are four horizontal lines. The top two lines contain a cursive lowercase 'x' and a cursive uppercase 'X'. The bottom two lines contain a printed lowercase 'x' and a printed uppercase 'X'. Faint dashed lines of the letters are visible in the background of the top two lines.

