

BRAZIL

YOUR BUDGET : 1,400 euros per person

1. Planning your route

Decide which places you want to go, draw a route on the map, and find out the distances between your destinations.



2. TRAVEL

Now you need to decide how you will get from place to place.

Use the table about different ways to get around to help you.

The best way to find out about it is to research online, for example using:





<http://www.lonelyplanet.com/brazil/transport/getting-around>
http://en.wikipedia.org/wiki/Transport_in_Brazil

If you do not find the information you want, on the next page is a summary of my research which you can use to estimate prices.

However, your presentation will be more **realistic** if you find real flights, train journeys etc and take screenshots to show the class.

YOU SHOULD KNOW :

- Trains in Brazil are not very common, but there are two very famous and beautiful train rides that you can take :
http://gobrazil.about.com/od/traintravelinbrazil/Traveling_by_Train_in_Brazil.htm
- There is also a high-speed railway between Rio and Sao Paulo :
http://en.wikipedia.org/wiki/File:TAV_Rio_São_Paulo_map.png

| TRANSPORT | AVERAGE COST PER PERSON | TIME |
|---|---|--|
|  | <p>Approx €25 per 100 km.</p> | <p>1.5 hours per 500 km, plus 2 hours to wait at the airport.</p> |
|  | <p>€8 per 100km</p> | <p>Approx 1 hour per 60km, but this will be more in mountainous areas.</p> |
|  | <p>This depends, but usually... Less than 300 km = €10 total 400 km = €20 total More than 500 km = €30 total</p> | <p>You decide but be <u>realistic</u>.</p> |
|  | <p>FREE!</p> | <p>You decide, but leave yourself at least one hour to wait.</p> |

3. ACCOMODATION

YOUR OPTIONS

1. Help exchanges: You can invent one.
2. Couchsurfing: You can invent a person/ situation to live in.
3. Basic Hostel: **€7 per person per night**. *You will only be able to stay in a basic hostel in a town, not in parkland areas such as the masai mara.*
4. Average Hotel/Hostel: **€15 per person per night**.
5. Luxury Hotel: **€60 per person per night**.

*You can either use these **guidelines** or search online for real accommodation after the lesson e.g. using www.hostelworld.com or any other website you can find.

Remember if you can talk about real hostels or hotels you will get a better score!

4. PLANNING ACTIVITIES

You should already have lots of ideas from last week's homework. However, here are some useful websites if you still need inspiration :

<http://www.backpackingbrazil.com/?q=home>
<http://www.justbrazil.org/brazil/best-of-brazil.asp>
<http://www.lonelyplanet.com/brazil>

I would definitely recommend that you look at the **lonely planet** website, as it has excellent information about everything there is to do in Brazil.