




Who are you ?

A1

1 Dire bonjour et se présenter.



Hello ! What's your **name** ?


My name is John !
I'm a **boy**.
How old are you ?

Nice to meet you Jane !

My name is Jane.
I'm a **girl**, and you ?

I'm 9 !

Nice to meet you John !



2 A ton tour de te présenter :

A large empty rectangular box with a dashed border, intended for drawing or writing a name.

A grid of writing lines for practicing French text. It consists of 10 horizontal lines and a vertical red margin line on the left side.



Numbers

A2

1 Les nombres cardinaux.

0 : zero	10 : ten
1 : one	11 : eleven
2 : two	12 : twelve
3 : three	13 : thirteen
4 : four	14 : fourteen
5 : five	15 : fifteen
6 : six	16 : sixteen
7 : seven	17 : seventeen
8 : eight	18 : eighteen
9 : nine	19 : nineteen



20 : twenty	80 : eighty
30 : thirty	90 : ninety
40 : forty	100 : one hundred
50 : fifty	1,000 : one thousand
60 : sixty	1,000,000 : one million
70 : seventy	1,000,000,000 : one billion

En anglais, on sépare les classes en mettant une virgule :

2 000 ⇒ 2,000

Le chiffre sept s'écrit sans la barre:

7 ⇒ 7

Les dizaines et unités ajoutées après *hundred* ou *thousand* sont précédées de *and*.

2,013 ⇒ two thousand **and** thirteen

2 Les nombres ordinaux.

1 st : the first	8 th : the eighth
2 nd : the second	9 th : the ninth
3 rd : the third	10 th : the tenth
4 th : the fourth	12 th : the twelfth
5 th : the fifth	20 th : the twentieth
6 th : the sixth	29 th : the twenty-ninth
7 th : the seventh	30 th : the thirtieth

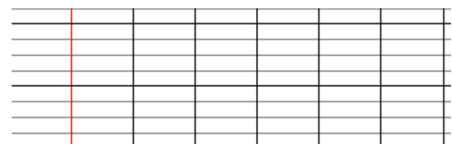

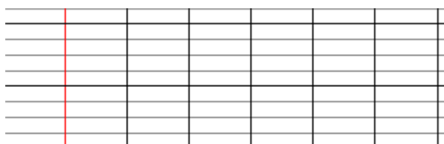

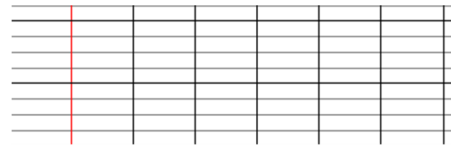

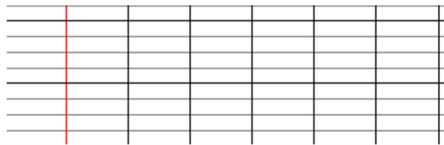

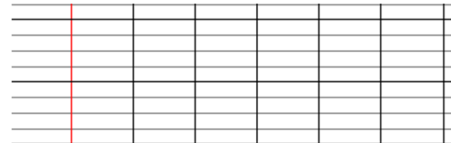
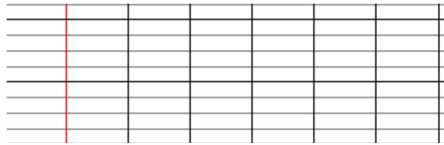
Pour construire un nombre ordinal, il suffit d'ajouter le déterminant *the* et *-th* à la fin.

Today we are
Monday, the 28th of November



The animals

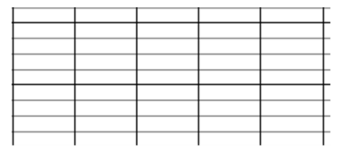



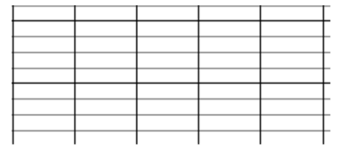
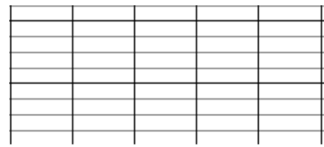



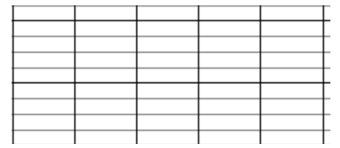
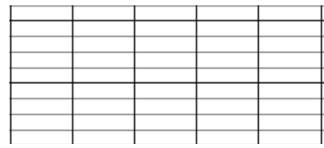


A 3





The colours

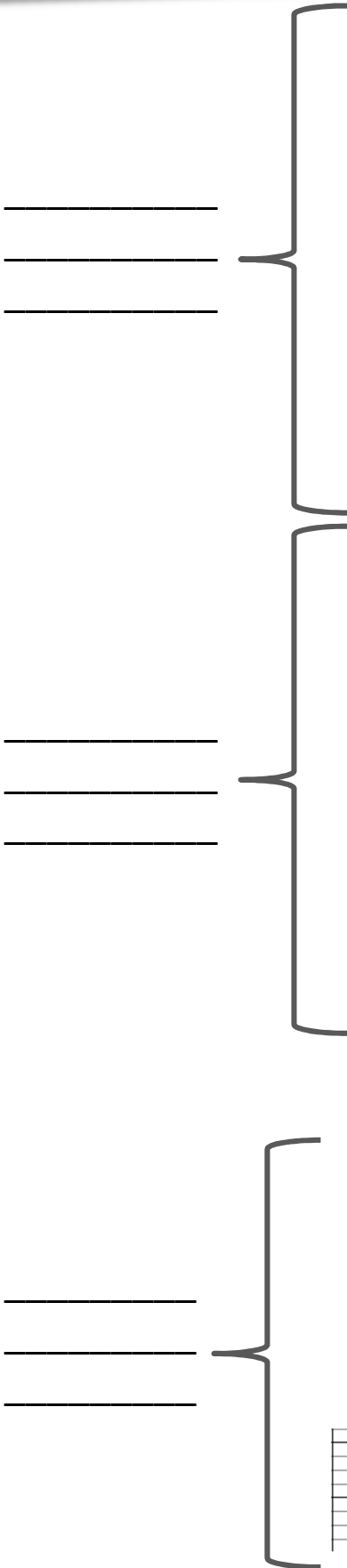
A 4






The family

A5











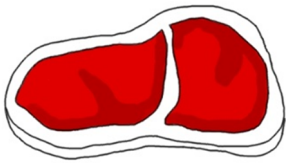







Food


A6







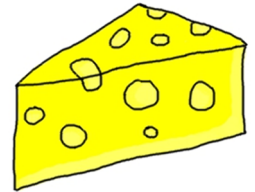





















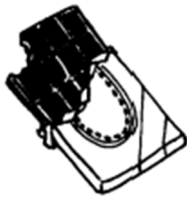


Do you like ?

A7

What do you like ?






Do you like cheese ?





The body

A 8





The body

A 8

