





Vous trouverez dans ce fichier,
les dessins de l'histoire
par ordre chronologique
ainsi qu'une page consacrée
aux onomatopées du récit.


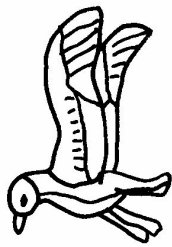





Vous pourrez ainsi avec vos élèves :




- faire des séquences de langage,
- utiliser les dessins pour des images séquentielles ,
- jouer avec les onomatopées,
- ou inventer d'autres exercices, suivant votre imagination.








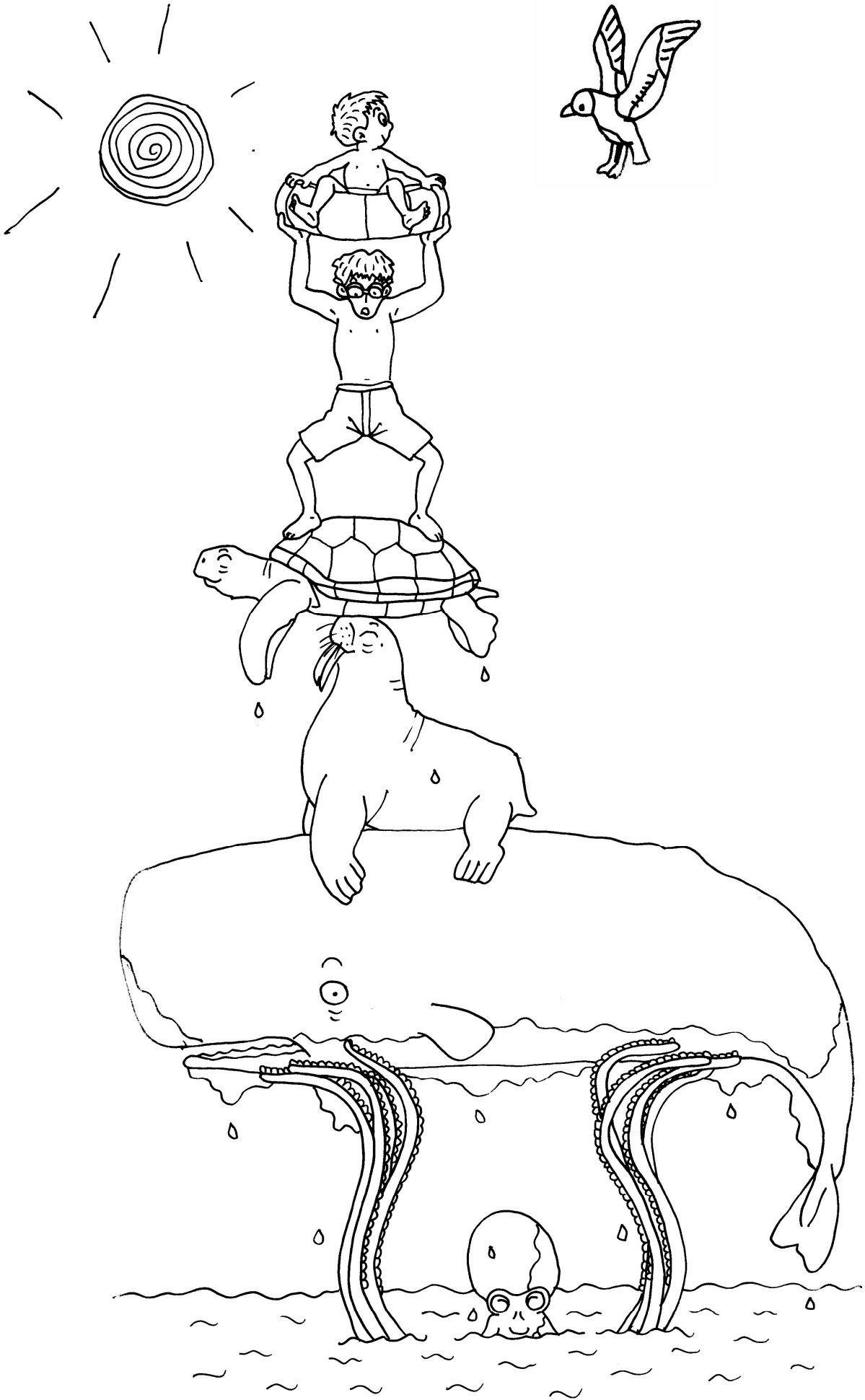


























Clapoti clapoti

Bloub ... bloub ... bloub ...

bloub ◦
bloub ◦
bloub

bloub ◦
bloub ◦
bloub

bloub ◦
bloub ◦
bloub

bloub ◦
bloub ◦
bloub

Flouch !

FLOUCH !

FLOUCH !!!

FLOUCH !!!

FLOUCH !!!

AAAAAHHHHH !

PLOUFFFFF !