




Lecture: le son [on]


	 [on]
on	un ballon 
on	
om	25 836 70
om	des nombres



.....

appréciation :

1. Dictée phonétique.



2. Colorie les mots si tu entends [on]. Fais autant de vagues que de syllabes puis mets une x à l'endroit où tu entends [on].




.....

.....

.....

.....




.....

.....

.....

.....

3. Colorie la syllabe de la couleur demandée.



4. Relie les gestes aux mots correspondants puis écris la syllabe du son [an] dans la bonne case.

Tous les mots s'écrivent avec le [on] **on**

Activity 4: Matching and syllable writing. The page shows four pairs of items. Each pair consists of an image on the left, a box with two empty syllable slots in the middle, and another image on the right. A pencil icon above each box indicates where to write. The pairs are: 1. Violin and mountains. 2. Watch and pants. 3. Two boys (one with hand to mouth) and another two boys (one with hand to mouth). 4. A pair of pants.

5. Écris les syllabes dictées par la maîtresse.

Activity 5: A grid for writing syllables. The grid has 10 columns and 2 rows. The columns are color-coded: brown, white with dots, light green, white with dots, brown, white with dots, orange, white with dots, brown.

6. Écris les mots correspondants aux dessins

on

Activity 6: Matching words to drawings. The page shows four rows of handwriting practice. Each row has a word on the left, a drawing in the middle, and a word on the right. The words are: 1. un lion (lion), un c (orange). 2. un h (hedgehog), un (jet airplane).

Devant les lettres m / b / p , il faut un « m »

Activity 7: Writing words with 'm'. The page shows four rows of handwriting practice. Each row has a word on the left, a drawing in the middle, and a word on the right. The words are: 1. un (mountain), il (ice cream cone). 2. un (mountain), nier (miner), un (mountain), teur (miner).