

God's Plan: 2 SAVE Us!

Bible Story

The Salvation Solution

Luke 22—24:35

Why did Jesus
have to die?

Bible Verse

"Christ died for sins once and for all time. The One who did what is right died for those who don't do right. He died to bring you to God."

1 Peter 3:18

Jesus died and
rose again so
that you can
become a
member of
God's family.

Session Goals

1. PARTICIPATE in telling the story of Jesus' death and resurrection.
2. TALK ABOUT God's plan for us.
3. THANK God for sending Jesus to make a way for us to be forgiven of our sins and become members of God's family.
4. CHOOSE to be forgiven and become a member of God's family, as the Holy Spirit leads.

Spark Principle— Transformation

Transformations occur when something new is introduced to an existing object and changes the object. Jesus changes us.





Cross

For centuries, the shape of the cross has reminded people of the sacrifice Jesus made by dying on a wooden cross for our sins. When you see a cross, you can remember that Jesus died and that He rose again! Jesus died and rose again so that we can become members of God's family.

Heart Prep by Henrietta Mears

Today we come to the greatest of all events. We were created to be companions of the Father, but sin separated us from God. Christ died on the cross to make a way for us to get back to God. He paid the wages of sin with His own life, that we might be brought into fellowship with the Father. Listen to His prayer: "Father, forgive them. They don't know what they are doing" (Luke 23:34). This is the only way an unholy people can approach a holy God.

Others have died for a good cause, but the grave was the end. Jesus Christ rose again the third day according to the Scriptures. He appeared to Mary Magdalene (John 20:11–18), the other women (Matthew 28:1,8–10), Peter (1 Corinthians 15:5) and the disciples on the way to Emmaus (Luke 24:13–35).

What effect did all these appearances have on the disciples? They knew in whom they believed; they knew that He had conquered death and that He was a risen Master and Lord and Savior.

The cross upon which Christ died has become the focal point of all history. The cross was the triumphant goal of Christ's life—the one thing to which He had been looking forward, not from the beginning of His earthly life, but from the beginning of time itself. He was "the Lamb whose death was planned before the world was created" (Revelation 13:8). Surely salvation is God's greatest plan and His greatest miracle.

Bible Story Recap

Jesus and His friends were in danger because the religious leaders wanted to find a way to get rid of Jesus. And if they were mad at Jesus, they were probably just as mad at Jesus' friends!

Jesus gathered with His friends to eat a special meal called the Passover meal. Jesus tried to tell His friends that some terrible things were going to happen to Him. Jesus knew it was time for those things to happen, just as God had planned.

After their meal, Jesus and eleven of His friends went to pray. Another friend, Judas, had made secret plans to help the chief priests arrest Jesus. Soldiers came to the garden and took Jesus away, even though He had done nothing wrong!

Later, Jesus was taken to a hill outside the city and nailed to a cross. Jesus knew that what was happening was necessary to pay the price for people's sins. Jesus cried out, "It is finished!" Then He died.

On Sunday, some women went to Jesus' tomb. The stone that had sealed the tomb was rolled away, Jesus' body was gone and two men in shining clothes said to the women, "Jesus isn't here! He has risen!"

The women remembered! They were so happy! The women turned and ran back from the tomb. They told everything to Jesus' friends. Some of Jesus' friends ran to the tomb to see if it was true. And it was! The tomb was empty!

Daily Recap

At the end of each session, take time to reflect on what happened. Use these questions as a guide:

- ☉ What worked well today? Pray for the energy to finish VBS strong.
- ☉ Which children seemed interested in joining God's family? Which ones seemed to still have questions? Ask God to give you the opportunity and the words to talk further with these children.
- ☉ As you prepare for the final session of VBS, pray for each child by name. Ask God to water the seeds that were planted today.

Bible Story Review Game

Atomic Scramble

Materials

- Question Cards (p. 52)
- scissors or paper cutter
- paper bag or bucket
- chairs for all but one player

Preparation

Photocopy Question Cards, cut cards apart and place them in paper bag or bucket. Arrange chairs in a circle in the center of the playing area.

Procedure

Choose a volunteer to be "It" for the first round. It stands in center of circle while all others are seated in chairs. It begins game

by saying, "Three-two-one! Time for Atomic Scramble. Take off if you . . ." and completes the sentence with some descriptive quality, such as, "are wearing blue," "have brown hair," "are eight years old," "have a brother," etc.



Players who fit the description race to find a new seat before It can steal theirs. Player left without a seat chooses a card from the bag or bucket and answers, or chooses a volunteer to answer, the question. Then player becomes the new It and calls out a new description for the next round.

Game Tip

Suggested answers for the Question Cards can be found in the *Volunteer Pocket Guide*, available from Gospel Light.

Conversation

Jesus died on the cross and rose again so that

we could receive forgiveness for our sins. We can forgive others because we know what it's like to be forgiven. When you believe that Jesus is God's Son who died and rose again so that you could be forgiven, you can become a member of God's family and live with Him forever. (Invite children interested in knowing more about becoming members of God's family to talk with you or another leader after class. See "Leading a Child to Christ," on the inside front cover.)

Younger Elementary Adaptation: Use Younger Elementary Question Cards on page 53. Read questions aloud for children. If the answer is false, ask children to explain why they think the answer is false.

Older Elementary Adaptation: In addition to or instead of using the Question Cards on page 52, use the Older Elementary Question Cards on page 53, which are designed to promote discussion.



Bible Verse Game

It All Adds Up

Preparation

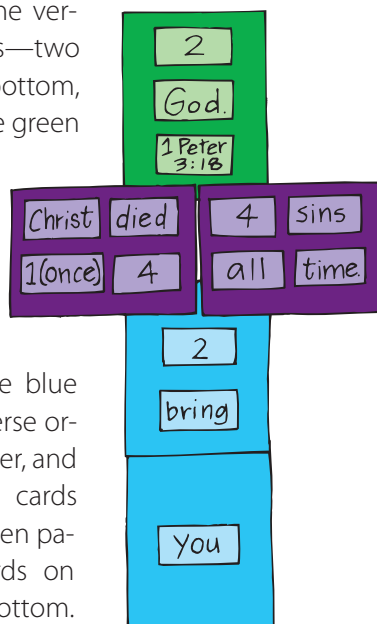
Post Session 4 Bible Verse Poster where children can see it. Photocopy Bible Verse Cards and More Bible Verse Cards on colored copy paper as indicated. Cut cards apart, shuffle and divide cards into two stacks of seven each. Place stacks several feet apart at one end of room. Lay carpet squares or hand towels on the floor about 2 feet (0.6 m) apart to make a path from the card stacks to the opposite side of the room.

Procedure

Cross your team's bridge and return with a card.

But don't fall off! Group divides into two teams that line up behind paths. Children take turns jumping on the carpet squares or hand towels in relay fashion to retrieve cards. Players who "fall off" the bridge return to the end of line. When all cards are retrieved, refer teams to verse poster. Children read verse aloud.

Place the set-aside construction paper sheets on the floor to form the vertical part of a cross—two blue papers at the bottom, end to end, and one green paper above with a gap between the two colors (see sketch). Reserve the purple sheets.



Players with the blue cards lay them in verse order on the blue paper, and players with green cards lay theirs on the green paper. Read the words on cards from top to bottom.

There is a gap between us (the blue cards) and God (the green cards). What has come between us and God? (Sin.) We cannot bridge this gap on our own. According to our Bible verse, who bridged that gap for us? (Jesus. He died for our sins.)

Lay two purple construction paper sheets on floor to make crosspiece. Children lay purple cards in order across purple paper (see sketch). Point to cards as children say verse again.

Conversation

In our game today the (carpet squares) made bridges to our Bible verse.

- Who has ever been on a very high bridge? What was it like?
- Why do we need bridges? (To be able to cross something we normally couldn't cross, like a river, canyon, etc.)

Just as a bridge brings us across a gap or barrier, Jesus brings us to God so that we can know Him and be part of His family.

Materials

- Bible
- Session 4 Bible Verse Poster from Bible Teaching Poster Pack
- Bible Verse Cards (p. 54)
- More Bible Verse Cards (p. 55)
- copy paper in blue, green and purple
- scissors or paper cutter
- at least 10 carpet squares or hand towels
- large sheets of construction paper in blue, green and purple



Recreation Game

Catch the Comet's Tail

Materials

- Bible
- chalk, rope, tape or other way to mark game boundaries
- Mylar ribbon
- masking tape
- scissors
- measuring stick

Preparation

Use chalk, rope, tape or other way to mark game boundaries to make two lines about 50 feet (15 m) apart.

Cut Mylar ribbon into several 18-inch (45 cm) lengths. Make a comet's tail by gathering the ends of half of the lengths of ribbon together and tying in a knot. Wrap masking tape over the knotted end to form a "handle" for tucking in a child's waistband (see sketch). Repeat process to make one comet's tail for each team.



Procedure

Group divides into equal teams of six to eight players. Players line up with their hands on the waists (or holding the shirts) of the players in front of them. A comet's tail is tucked into the waistband of the last player in each line.

At leader's signal, the first child in each team leads "comet" around the playing area while trying to snatch the tail from the other team. At the same time, the last child tries to move so that the team's tail will not be snatched.

If a team's line is broken, the team must stop until everyone is connected again. First team to snatch the comet's tail of the opposing team answers one

of the questions below or recites the Bible verse. Choose new "heads" and "tails" and continue play.

Conversation

Everyone has been separated from God. We all sin. But our sin hasn't ruined God's plan. Today's Daily Plan is "God's Plan: 2 SAVE Us!" Jesus suffered and died to bring us to God. He took the punishment for our sins so that we can be forgiven and be with God forever.

- **How does Jesus show His love for us today?** (Forgives our sins. Promises always to be with us and help us. Hears and answers our prayers.)
- **What difference does it make to know about Jesus' love?** (When we know about Jesus' love, then we know that our sins can be forgiven and that we can become members of God's family.)
- **What is a reason you are glad that Jesus is alive?** (Because Jesus died and rose from the dead, we can become members of God's family. Jesus made a way for us to be forgiven of our sins and be close to God.)

The question from today's Q&A asks, "Why did Jesus have to die?" The answer? "Jesus died and rose again so that you can become a member of God's family." That's a promise from God to you, me and everyone! Jesus' dying and rising from the dead is the most important part of God's plan. It's the most important thing that ever happened!




Alternate Recreation Game

Oops Ball

Preparation

Set up volleyball net in large outdoor area. Use clothespins to attach sheets, blankets or plastic sheeting across the entire width of the net. Teams should not be able to see each other (except for feet).



Procedure

Group divides into two equal teams. Play begins with only one foam ball. Teams toss the ball back and forth across the net, trying to catch it and return it without dropping it. When the ball drops, the team who failed to catch it must shout “Oops Ball,” and the other team answers one of the questions below or recites the Bible verse.

Resume play with two balls (one for each side). Add two balls for each one that drops.

Game Alternative: For a wet version of this game, use water balloons instead of foam balls. For added fun, poke a pinhole in some of the balloons so that players are squirted as they play.

Conversation

Today’s Bible verse, 1 Peter 3:18, tells us that we all need forgiveness from Jesus. There are times when we all choose to do what isn’t right. Jesus made a way for us to be in God’s family.

- When Jesus was on Earth, what things did He do to show God’s love to others? (Healed

many sick people. Taught others about God. Died on the cross and rose again.)

- How does Jesus show His love for us today? (Forgives our sins. Promises always to be with us and help us. Hears and answers our prayers.)
- What can we do to thank Jesus for laying down His life for us? (Accept His offer to take the punishment for our sins. Believe in His death and resurrection. Accept His forgiveness.)

What is today’s Daily Plan? Pause for children to respond, “2 SAVE Us!” This is the most important part of God’s plan. That’s why our formula for this plan is GP4U = J. It’s all about Jesus and His amazing sacrifice for us!

Younger Elementary Adaptation: Do not use a net.

Materials









- Bible
- volleyball net and posts
- clothespins
- sheets, blankets or plastic sheeting
- foam balls











Question Cards (Session 4)

	What happened on the Mount of Olives where Jesus went to pray?		Why didn't Jesus stop the people who lied about Him and hurt Him?
	How did Jesus' friends feel when He died?		How and why did the feelings of Jesus' friends change?
	What is a reason to be glad that Jesus is alive?		When Jesus lived on Earth, what is something He did to show God's love?
	How does Jesus show His love for us today?		What can we do to thank Jesus for laying down His life for us?
	What happens when we accept Jesus' offer to take the punishment for our sins?		Who is someone you would like to tell about Jesus' death and resurrection?

Younger Elementary Question Cards (Session 4)

	Jesus was arrested. True or False?		Jesus tried to stop the people who lied about Him and hurt Him. True or False?
	Jesus didn't die. True or False?		Jesus' friends were sad and afraid when Jesus died. True or False?
	Jesus' friends were never happy again. True or False?		Because Jesus listens to our prayers, we can be glad that Jesus is alive. True or False?
	Jesus doesn't show His love for us today. True or False?		When we accept Jesus' offer to take the punishment for our sins, we become members of God's family. True or False?

Older Elementary Question Cards (Session 4)

	What might your (brother) do to you that YOU would need to forgive? How would you show that you forgave (him)?		How does knowing that Jesus died so that your sins could be forgiven change the way you feel about forgiving others?
			
	God's plan is to save us from our sin. But that doesn't mean we won't sometimes do wrong things! What should members of God's family do when they sin?		Because Jesus was willing to die and rise again, according to God's plan, so that we could become members of God's family, what are ways you can respond?
			

Bible Verse Cards (Session 4)

Photocopy the cards in the left
column below on green paper.

Photocopy the cards in the right
column below on blue paper.

2

2

God.

bring

1 Peter 3:18

you

More Bible Verse Cards (Session 4)

Photocopy the cards below on purple paper.

Christ

died

4

sins

1 (once)

4

all

time.