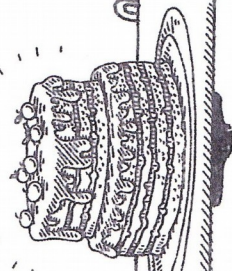
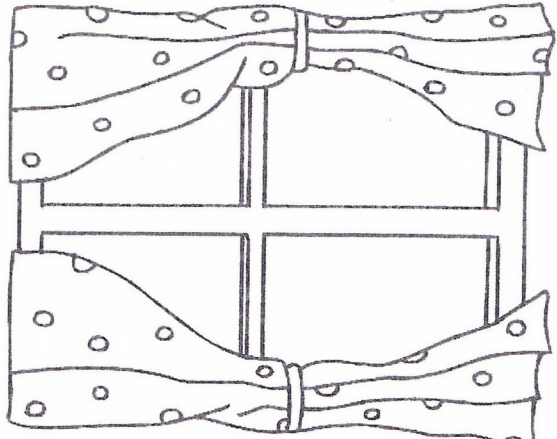
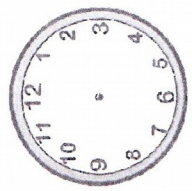
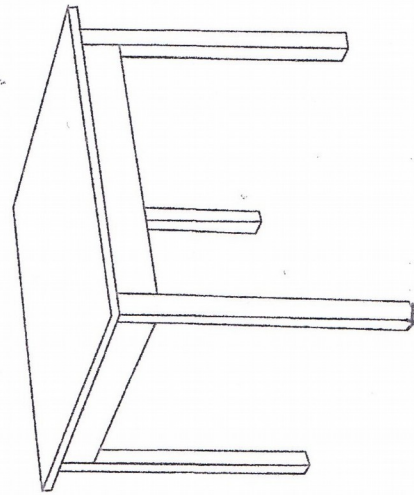

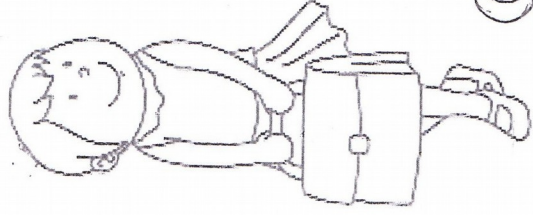


# Happy Birthday .....



M	T	W	T	F	S	S
			1	2	3	4
5	6	7	8	9	10	11
12	13	14	15	16	17	18
19	20	21	22	23	24	25
26	27	28	29	30		

MONTH: \_\_\_\_\_



# Test your English

## Compréhension orale

L'enseignant donne une phrase à haute voix pour décrire l'image et un élève doit transformer l'image afin que la description soit correcte (en écrivant, dessinant, coloriant,...). Les élèves passent les uns après les autres.

Chaque bonne réponse apporte un point : mettre O si l'action est incorrecte et I si elle est correcte.

	<i>Équipe 1</i>	<i>Équipe 2</i>	<i>Équipe 3</i>	<i>Équipe 4</i>	<i>Équipe 5</i>
1. It's very sunny today.					
2. His name is Bob.					
3. There's a ball on the table.					
4. There's some butter in the fridge.					
5. It's half past seven.					
6. Her name is Suzie.					
7. He is 12 today.					
8. Today is friday, April 23rd.					
9. The girl has got long brown hair.					
10. His T-shirt is blue.					
11. There's a car under the table.					
12. Her schoolbag is purple.					
13. The cat is grey.					
14. There are some carrots in the fridge.					
15. He is 12 years old today.					