




Prénom : _____

Date : _____

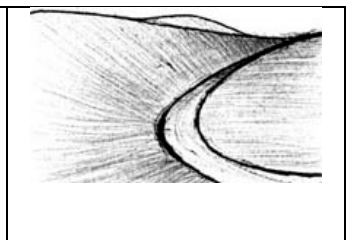
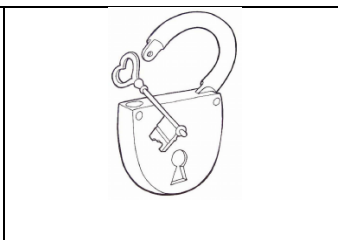





Etude du code : Le son « e »

Objectif : Repérer, situer, isoler le son [e] parmi d'autres sons. Connaître sa graphie

Entoure l'image quand tu entends « e »



Mets une croix où tu entends « e »



Entoure tous les e e - E - e - e

e s e l s e c e s l e c e s p e
E P F Z E S E A S V E B G E E X E P R E T Y S Z E

Chemise - requin - feu - bleu - Palade - soupe - cheminée

pelote - CERISE - cartable - sapin - Fenêtre - CHEVAL - MIDI - SUCRE

Prénom : _____

Date : _____

Etude du code : Le son []

Objectif : Assemblage syllabique : le – se – pe – re – me. Trouver la bonne syllabe,






Associe les syllabes avec les mots qui les contiennent



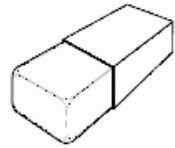


| | | |
|---------|----|----------|
| pipe | le | petite |
| melon | re | mime |
| chemise | me | retard |
| leçon | se | boussole |
| renard | pe | selon |

Entoure les syllabes comme le modèle.

| le | se | re | me | pe |
|----|----|----|----|----|
| el | ce | so | me | pe |
| le | es | re | em | sa |
| fe | se | er | mi | pi |
| re | ve | ro | om | so |
| te | se | ri | le | pe |
| le | be | ce | re | pe |
| je | se | re | me | us |
| le | se | ru | se | pe |

Ecris la syllabe que tu entends dans chaque mot :
le – se – re – pe – me

| | | | | |
|---|---|---|--|---|
|  |  |  |  |  |
| | | | | |

| | | | | |
|---|---|---|---|---|
|  |  |  |  |  |
| | | | | |

Prénom : _____

Date : _____


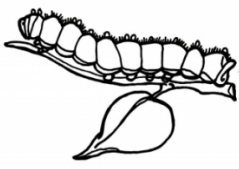

Etude du code : Le son []




3

Objectif : écrire des mots contenant le son []. Ecrire un mot à l'aide de syllabes.

| | | |
|-----------|-----------|---------|
| cafetière | enveloppe | matelas |
| chenille | renard | fenêtre |

Ecris les mots à la bonne place.

| | | |
|---|---|---|
|  |  |  |
| _____ _____ <u>_____</u> _____ | _____ _____ <u>_____</u> _____ | _____ _____ <u>_____</u> _____ |

| | | |
|---|---|---|
|  |  |  |
| _____ _____ <u>_____</u> _____ | _____ _____ <u>_____</u> _____ | _____ _____ <u>_____</u> _____ |