

Prénom :

Étudier

le son

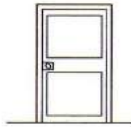


b B b B



Date :

1 Colorie les images lorsque tu entends le son " b " :



2 Entoure lorsque tu vois : b B b B

b p q d l D R B P b b h f B R

un papa une banane Barnabé le dos une douche un bébé

3 Colorie la syllabe que tu entends dans chaque image :



be

bè

bé



ba

da

la



ba

bo

do

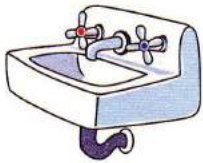


dou

bu

bou


4 Écris le mot correspondant à chaque image :




le



un




un



un

5 Colorie les différentes lettres b



Prénom :

Étudier

le son



b B b B



Date :

1 Choisis un code couleur et colorie selon le code :

b

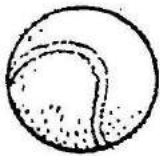
p

d

q

barque - dame - blanc - paquet  
pendule - bidon - double - besoin  
cabane - boule - loupe - radis


2 Entoure le bon mot :



belle

pelle

balle



poire

boire

voir



bon

don

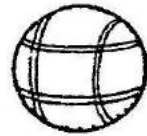
pont



pois

toit

bois

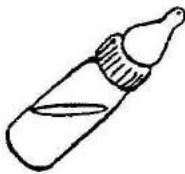


moule

poule

boule

3 Écris le mot correspondant à chaque image :



un \_\_\_\_\_



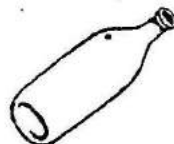
un \_\_\_\_\_



un \_\_\_\_\_



une \_\_\_\_\_



une \_\_\_\_\_ teille




un glo \_\_\_\_\_



le \_\_\_\_\_



des \_\_\_\_\_ s



une \_\_\_\_\_

Prénom :



Écrire



b B b B








Date :



une balle



Repasse et termine la frise



continue et colorie :

