
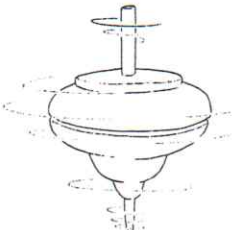
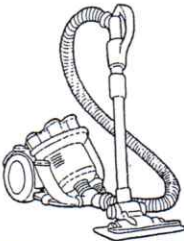
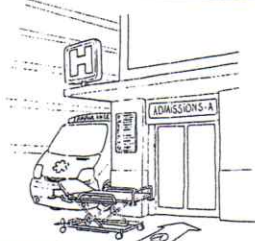


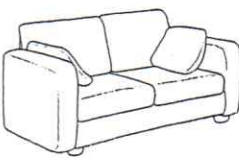



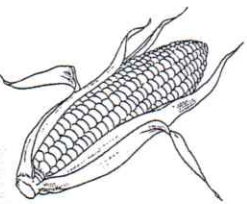
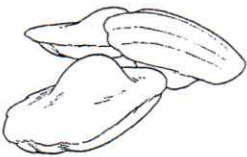
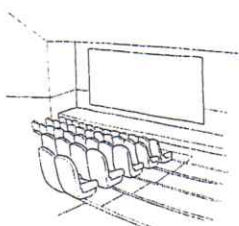



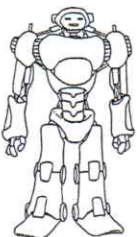
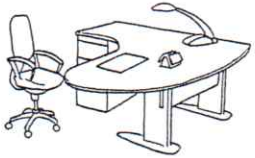
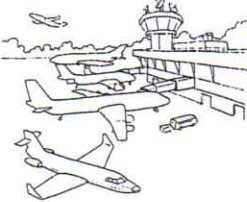

SYLLABE, OÙ ES-TU ?

Code chaque syllabe par un cercle et colorie le cercle qui correspond à la syllabe codée dans l'exemple. *CS: l'enfant en a besoin, vous pouvez bien "étirer" les syllabes: TOU - PIE*

 <i>PI - GEON</i>			
<input checked="" type="radio"/> <input type="radio"/> <i>On cherche [pi]</i>			

			
<input type="radio"/> <input checked="" type="radio"/>			

			
<input checked="" type="radio"/> <input type="radio"/>			

			
<input checked="" type="radio"/> <input type="radio"/>			

pigeon - toupie - aspirateur - hôpital
poupée - épée - canapé - perroquet
maïs - madeleines - cinéma - marionnette
robot - bureau - aéroport - robinet